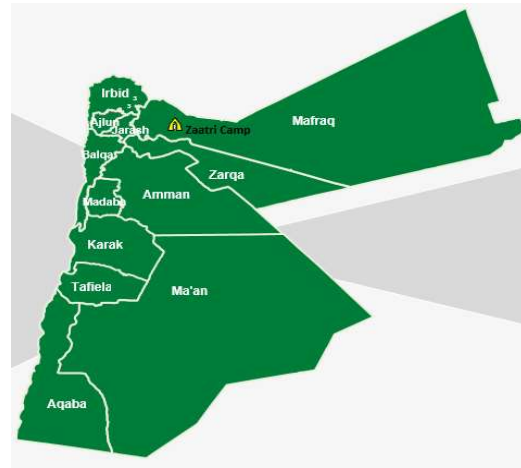
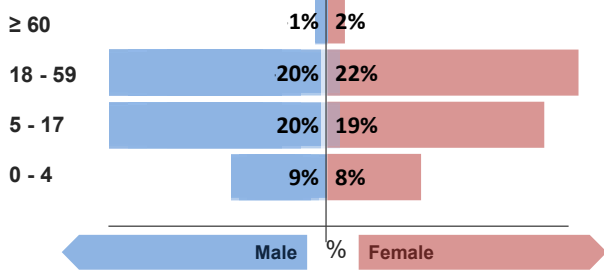




Refugee population

Total refugee population: **76,578**

Demographic breakdown:



Key facts

Camp opened: **July 2012**

Indicators at a glance

1 Health utilisation rate	3.4	✓
2 Number of consultations per clinician per day	30	✓
3 Hospitalisation rate (/1000/month)	2.2	
4 % deliveries attended by skilled personnel	100%	✓
5 Crude Mortality Rate (CMR) (/1000/month)	0.2	✓
6 Under-five Mortality Rate (U5MR) (/1000/month)	0.3	✓
7 Neonatal Mortality Rate (NNMR) (/1000 livebirths)	13.8	✗

Notes

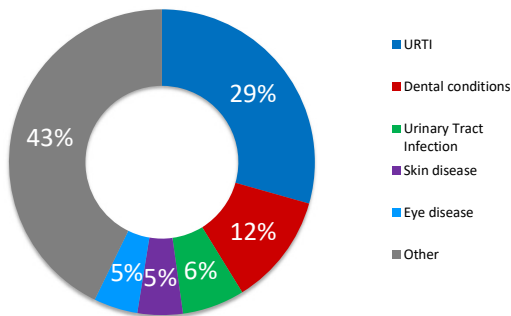
This public health profile for Za'atari refugee camp is compiled from health facility data from the following partners:

- IMC ER
- KSR/HA
- IRC
- JHASi
- SAMS
- AMR QC
- AMR MCC
- QRC

Data is collected using standardised Health Information System (HIS) data collection and reporting tools and aims to be as accurate as possible.

Morbidity

Acute health conditions (%)

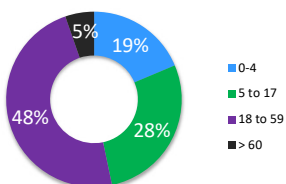


Top 5 acute health conditions

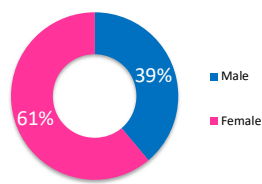
Rank	Condition	% morbidity	# of consultations
1	URTI	29%	16,146
2	Dental conditions	12%	6,493
3	Urinary Tract Infection	7%	3,637
4	Skin disease	5%	2,640
5	Eye disease	5%	2,561
-	Other	43%	23,510

Breakdown of acute health conditions

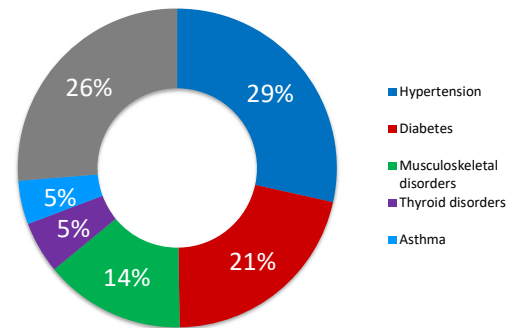
by age



by gender



Chronic health conditions (%)

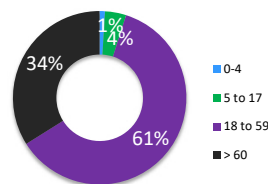


Top 5 chronic health conditions

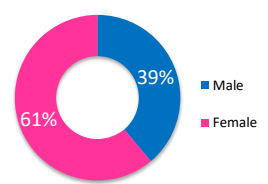
Rank	Condition	% morbidity	# of consultations
1	Hypertension	28%	4,336
2	Diabetes	21%	3,252
3	Musculoskeletal disorders	14%	2,177
4	Thyroid disorders	5%	803
5	Asthma	4%	674
-	Other	26%	4,008

Breakdown of chronic health conditions

by age



by gender



Public Health

Health Impact

	Indicator	Standard	
Crude Mortality Rate (CMR) (/1000/month)	0.2	< 0.75	✓
Under-five Mortality Rate (U5MR) (/1000/month)	0.3	< 1.5	✓
Neonatal Mortality Rate (NNMR) (/1000 livebirths)	13.8	< 12	✗

Access and utilization

Total number of consultations	79,350		
Health utilisation rate	3.4	1 - 4	✓
No. of consultations per trained clinician per day	30	< 50	✓

Outbreak Alert and Response

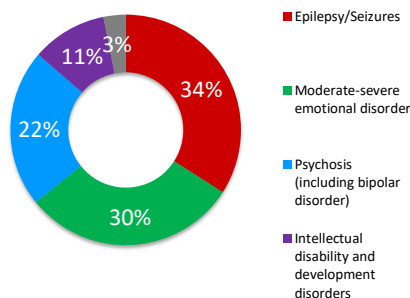
	Indicator	Standard
Number of outbreaks reported	0	
% of outbreaks investigated within 48 hours		100%

Laboratory

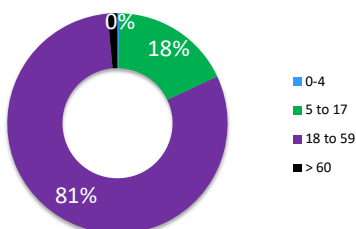
Number of laboratory samples	33,051
------------------------------	--------

Breakdown of mental health conditions

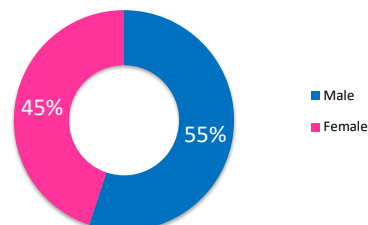
By cause



By age

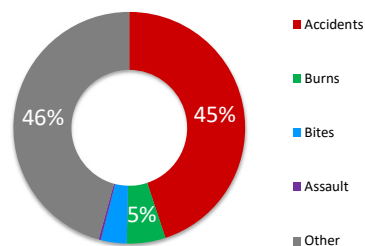


By gender

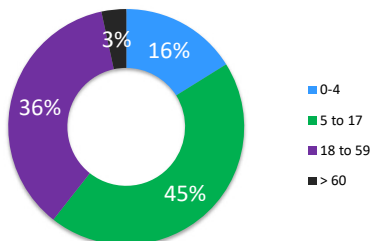


Breakdown of injuries

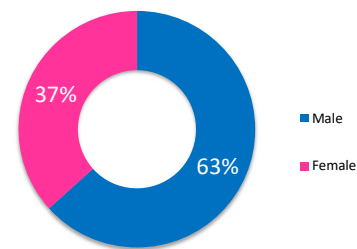
By cause



By age



By gender



In-patient department (in-camp)

In-patient department

	Indicator	Standard	
Hospitalisation rate in-camp (/1000/year)	26.7	50 - 150	
Bed occupancy rate	19%	> 75%	✗
Mean length of stay for authorised discharges (days)	2.1		

Reproductive Health

Antenatal care

	Indicator	Standard	
Coverage of antenatal care (4 or more visits)	100%	≥ 90%	✓
Coverage of TT vaccination	100%	≥ 90%	✓
Coverage of anaemia screening in pregnancy	100%	≥ 90%	✓

Delivery care

Proportion of deliveries attended by skilled personnel	100%	≥ 90%	✓
Proportion of deliveries performed by caesarean section	38%	5 - 15%	✗
Proportion of low birth weight deliveries (<2500g)	3%	< 15%	✓

Maternal mortality

Number of maternal deaths reported	1		
% of maternal deaths investigated within 48 hours	100%	100%	

Postnatal care

	Indicator	Standard	
Coverage of postnatal care	70%	≥ 90%	✗

Sexual and Gender-based Violence

Incidence of rape (reported cases/10,000/year)*	0.0		^
% of rape survivors who received PEP** < 72 hours		100%	^
% of rape survivors who received ECP*** < 120 hours		100%	^
% of rape survivors who received STI**** prophylaxis < 2 wks		100%	^

*Only includes rapes reported at health facilities **Post-exposure prophylaxis ***Emergency contraceptive pill
****Sexually transmitted infection

UNHCR gratefully acknowledges the support of the following partners:

