





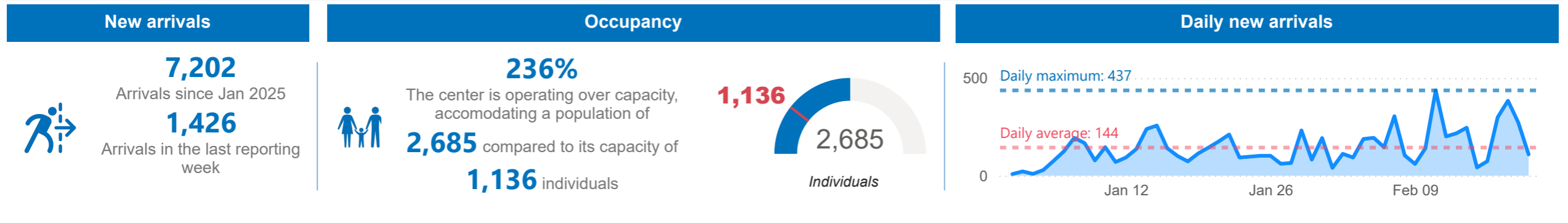








Sector	Indicator	Indicator Description / Standard	Target / Standard	Current status	What is being done - Comments	Status	
	Food	Food (Kilocalories/Person/Day)	2,100 kilo calories - The 2,100 kilocalories per person per day standard ensures basic energy and nutritional needs are met, typically provided through three balanced meals within the centres.	2100	2,100	New arrivals at this reception centre are receiving 3 hot meals a day.	●
	Health	% Of Arrivals Medically Screened	100 per cent	100	100	All individuals screened prior to registration. No outbreak detected.	●
		Crude Mortality Rate	1 death/10000/day	1	0	No death was reported during the week.	●
		Measles Vaccine Coverage Rate	100 per cent	95	100	231 children were vaccinated against measles. There are adequate vaccines, vaccine supplies and commodities available.	●
		Skilled Birth Attendance	100 per cent	100	0	No delivery was registered.	●
		Under Five Mortality Rate	2 deaths/10000/day	2	0	No death was reported during the week.	●
	Nutrition	Global Acute Malnutrition	< 10%	10	7	The GAM rate is within the acceptable standards of less than 10% with 7 (7 moderately & 0 severely) malnourished out of 76 children screened.	●
		Severe Acute Malnutrition Rate	< 2%	2	0	No child was found to be severely malnourished of the 76 screened for malnutrition.	●
	Protection	% Of Persons Individually Registered	100 per cent of the new arrivals should be registered in ProGres V4	100	29	Registration activites resumed this past reporting week and are slowly gaining momentum.	●
	Shelter	Accommodation Space	3.5 SQM/person (Has holding capacity of 1,136 individuals)	823	1,007	The transit centre is at 122% occupancy capacity.	●
	WASH	Bathing Facilities	One facility per 50 people	20	64	No gap	●
		Health Promoters Per Refugees	One for 500	2	6	No gap	●
		Latrine Coverage	One latrine stance for 20 persons	50	73	No gap	●
		Water Coverage	Min of 15 litres/person/day	15	36	No gap	●

● Indicates that there's a gap ● Indicates that there's no gap



Sector	Indicator	Indicator Description / Standard	Target / Standard	Current status	What is being done - Comments	Status	
	Food	Food (Kilocalories/Person/Day)	2,100 kilo calories - The 2,100 kilocalories per person per day standard ensures basic energy and nutritional needs are met, typically provided through three balanced meals within the centres.	2100	2,100	New arrivals at this transit centre are receiving 3 hot meals a day.	●
	Health	% Of Arrivals Medically Screened	100 per cent	100	100	All individuals screened prior to registration. No outbreak detected.	●
		Crude Mortality Rate	1 death/10000/day	1	0	1 death was reported during the week.	●
		Measles Vaccine Coverage Rate	100 per cent	95	100	663 children were vaccinated against measles. There are adequate vaccines, vaccine supplies and commodities available.	●
		Skilled Birth Attendance	100 per cent	100	0	No delivery was registered.	●
		Under Five Mortality Rate	2 deaths/10000/day	2	0	No death of under 5 years was reported during the week.	●
	Nutrition	Global Acute Malnutrition	< 10%	10	8	25 children (22 moderate and 3 severe) were found to be malnourished out of 329 children assessed for malnutrition. Those identified have been enrolled on treatment and being monitored.	●
		Severe Acute Malnutrition Rate	< 2%	2	1	3 children were found to be severely malnourished out of 329 children screened. Pendular movements are affecting treatment schedules for patients enrolled in the nutrition program.	●
	Protection	% Of Persons Individually Registered	100 per cent of the new arrivals should be registered in ProGres V4	100	38	Registration activities are gaining momentum despite the ongoing influx of arrivals.	●
	Shelter	Accommodation Space	3.5 SQM/person (Has holding capacity of 823 individuals)	1136	2,685	The transit centre is at 236% occupancy capacity.	●
	WASH	Bathing Facilities	One facility per 50 people	54	23	There's a gap of 31 bathing facilities.	●
		Health Promoters Per Refugees	One for 500	5	7	No gap	●
		Latrine Coverage	One latrine stance for 20 persons	134	95	There's a gap of 39 latrine stances.	●
		Water Coverage	Min of 15 litres/person/day	15	41	No gap	●

● Indicates that there's a gap ● Indicates that there's no gap

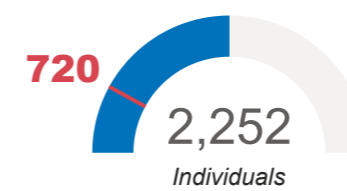
New arrivals

5,010
Arrivals since Jan 2025

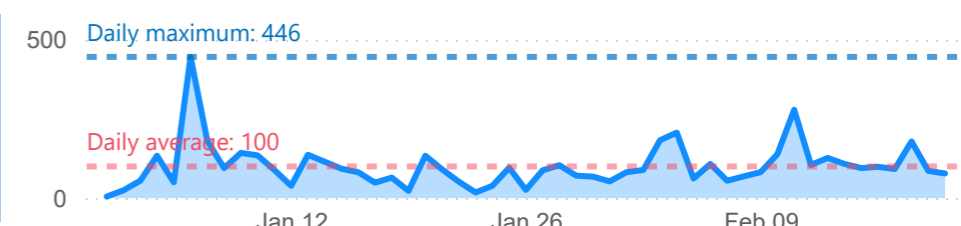
737
Arrivals in the last reporting week

Occupancy

313%
The center is operating over capacity, accomodating a population of **2,252** compared to its capacity of **720** individuals

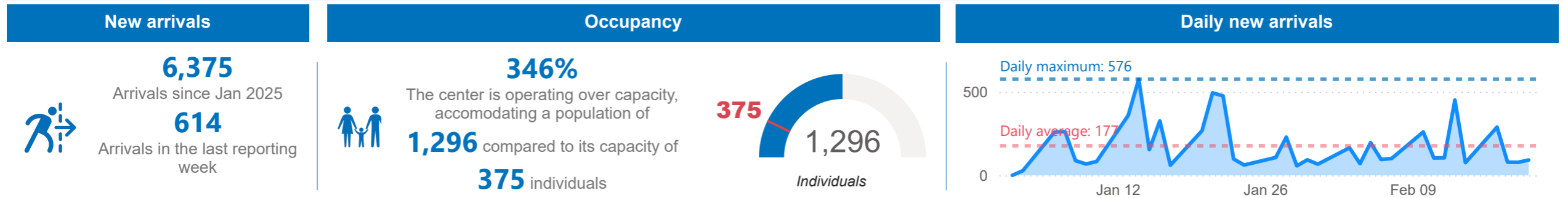






Daily new arrivals



Sector	Indicator	Indicator Description / Standard	Target / Standard	Current status	What is being done - Comments	Status
Food	Food (Kilocalories/Person/Day)	2,100 kilo calories - The 2,100 kilocalories per person per day standard ensures basic energy and nutritional needs are met, typically provided through three balanced meals within the centres.	2100	2,100	New arrivals at this transit centre are receiving 3 hot meals a day.	●
Health	% Of Arrivals Medically Screened	100 per cent	100	100	All individuals screened prior to registration. No outbreak detected.	●
	Crude Mortality Rate	1 death/10000/day	1	0	No death registered.	●
	Measles Vaccine Coverage Rate	100 per cent	95	100	346 children were vaccinated against measles. There are adequate vaccines, vaccine supplies and commodities available.	●
	Skilled Birth Attendance	100 per cent	100	100	2 deliveries were registered.	●
	Under Five Mortality Rate	2 deaths/10000/day	2	0	No child under 5 died during this reporting period.	●
Nutrition	Global Acute Malnutrition	< 10%	10	2	2 children were identified malnourished (1 moderate and 1 severe) out of the 114 children screened for malnutrition.	●
	Severe Acute Malnutrition Rate	< 2%	2	1	1 child was found to be severely malnourished out of 114 children screened for malnutrition.	●
Protection	% Of Persons Individually Registered	100 per cent of the new arrivals should be registered in ProGres V4	100	24	Registration activities are gradually gaining momentum despite the ongoing influx of arrivals.	●
Shelter	Accomodation Space	3.5 SQM/person (Has holding capacity of 720 individuals)	720	2,252	The transit centre is at 313% occupancy capacity.	●
WASH	Bathing Facilities	One facility per 50 people	47	25	There is a gap of 20 bathing facilities.	●
	Health Promoters Per Refugees	One for 500	5	2	There is a gap of 3 hygiene promoters.	●
	Latrine Coverage	One latrine stance for 20 persons	113	25	There is a gap of 88 latrine stances.	●
	Water Coverage	Min of 15 litres/person/day	15	49	No gap	●

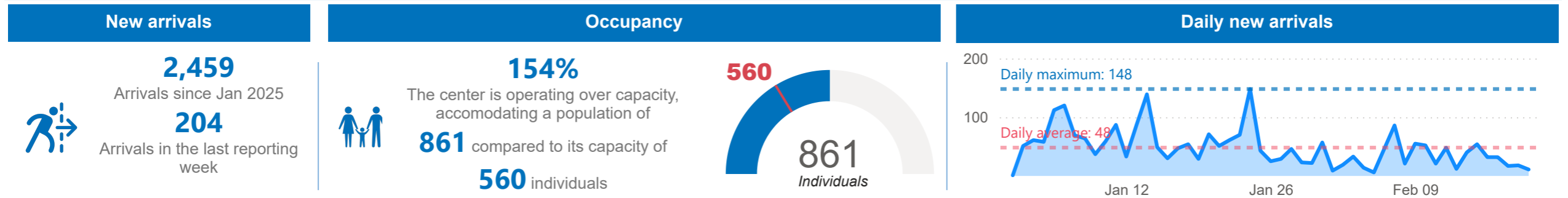
● Indicates that there's a gap ● Indicates that there's no gap



Sector	Indicator	Indicator Description / Standard	Target / Standard	Current status	What is being done - Comments	Status	
	Food	Food (Kilocalories/Person/Day)	2,100 kilo calories - The 2,100 kilocalories per person per day standard ensures basic energy and nutritional needs are met, typically provided through three balanced meals within the centres.	2100	2,100	New arrivals at this reception centre are receiving 3 hot meals a day.	●
	Protection	% Of Persons Individually Registered	100 per cent of the new arrivals should be registered in ProGres V4	100	97	Registration activities are progressing smoothly with minimal gaps.	●
	Shelter	Accommodation Space	3.5 SQM/person (Has holding capacity of 1,136 individuals)	375	1,296	The transit centre is at 346% occupancy capacity.	●
	WASH	Bathing Facilities	One facility per 50 people	26	33	No gap	●
		Health Promoters Per Refugees	One for 500	3	2	There's a gap of 1 hygiene promoter.	●
		Latrine Coverage	One latrine stance for 20 persons	65	26	There's a gap of 39 latrine stances.	●
		Water Coverage	Min of 15 litres/person/day	15	31	No gap	●

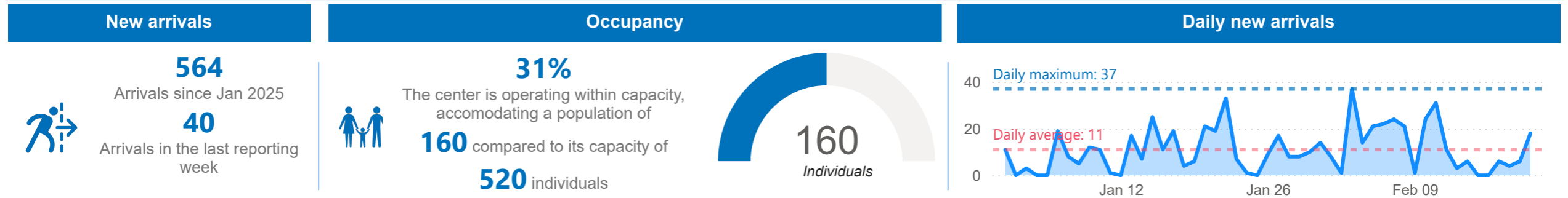
 Health indicators are not included as the new arrivals are already screened at the Nyumanzi reception centre







● Indicates that there's a gap ● Indicates that there's no gap



Sector	Indicator	Indicator Description / Standard	Target / Standard	Current status	What is being done - Comments	Status
Food	Food (Kilocalories/Person/Day)	2,100 kilo calories - The 2,100 kilocalories per person per day standard ensures basic energy and nutritional needs are met, typically provided through three balanced meals within the centres.	2100	2,100	New arrivals at this reception centre are receiving 3 hot meals a day.	●
Health	% Of Arrivals Medically Screened	100 per cent	100	100	All individuals screened prior to registration. No outbreak detected.	●
	Crude Mortality Rate	1 death/10000/day	1	0	No death was reported during the week.	●
	Measles Vaccine Coverage Rate	100 per cent	95	100	110 children were vaccinated against measles. There are adequate vaccines, vaccine supplies and commodities available.	●
	Skilled Birth Attendance	100 per cent	100	0	No delivery was registered.	●
	Under Five Mortality Rate	2 deaths/10000/day	2	0	No death was reported during the week.	●
Nutrition	Global Acute Malnutrition	< 10%	10	24	7 children were identified malnourished (3 moderate and 4 severe) out of the 29 children screened for malnutrition.	●
	Severe Acute Malnutrition Rate	< 2%	2	14	4 children were found to be severely malnourished out of the 29 children screened for malnutrition.	●
Protection	% Of Persons Individually Registered	100 per cent of the new arrivals should be registered in ProGres V4	100	27	Registration activities are gradually gaining momentum and progressing smoothly.	●
Shelter	Accommodation Space	3.5 SQM/person (Has holding capacity of 1,136 individuals)	560	861	The transit centre is at 154% occupancy capacity.	●
WASH	Bathing Facilities	One facility per 50 people	17	112	No gap	●
	Health Promoters Per Refugees	One for 500	2	4	No gap	●
	Latrine Coverage	One latrine stance for 20 persons	43	89	No gap	●
	Water Coverage	Min of 15 litres/person/day	15.4	128	No gap	●

● Indicates that there's a gap ● Indicates that there's no gap



Sector	Indicator	Indicator Description / Standard	Target / Standard	Current status	What is being done - Comments	Status	
	Food	Food (Kilocalories/Person/Day)	2,100 kilo calories - The 2,100 kilocalories per person per day standard ensures basic energy and nutritional needs are met, typically provided through three balanced meals within the centres.	2100	2,100	New arrivals at this reception centre are receiving 3 hot meals a day.	●
	Health	% Of Arrivals Medically Screened	100 per cent	100	100	All individuals screened prior to registration. No outbreak detected.	●
		Crude Mortality Rate	1 death/10000/day	1	0	No death was reported during the week.	●
		Measles Vaccine Coverage Rate	100 per cent	95	100	14 children were vaccinated against measles. There are adequate vaccines, vaccine supplies and commodities available.	●
		Skilled Birth Attendance	100 per cent	100	0	No delivery was conducted during the week	●
		Under Five Mortality Rate	2 deaths/10000/day	2	0	No death was reported during the week.	●
	Nutrition	Global Acute Malnutrition	< 10%	10	0	No malnutrition detected from the 3 children screened	●
		Severe Acute Malnutrition Rate	< 2%	2	0	No malnutrition detected from the 3 children screened	●
	Protection	% Of Persons Individually Registered	100 per cent of the new arrivals should be registered in ProGres V4	100	35	Registration activities are gradually gaining momentum and progressing smoothly.	●
	Shelter	Accommodation Space	3.5 SQM/person (Has holding capacity of 1,136 individuals)	520	160	The transit centre is within capacity.	●
	WASH	Bathing Facilities	One facility per 50 people	3	25	No gap	●
		Health Promoters Per Refugees	One for 500	1	4	No gap	●
		Latrine Coverage	One latrine stance for 20 persons	8	25	No gap	●
		Water Coverage	Min of 15 litres/person/day	15	169	No gap	●

● Indicates that there's a gap ● Indicates that there's no gap