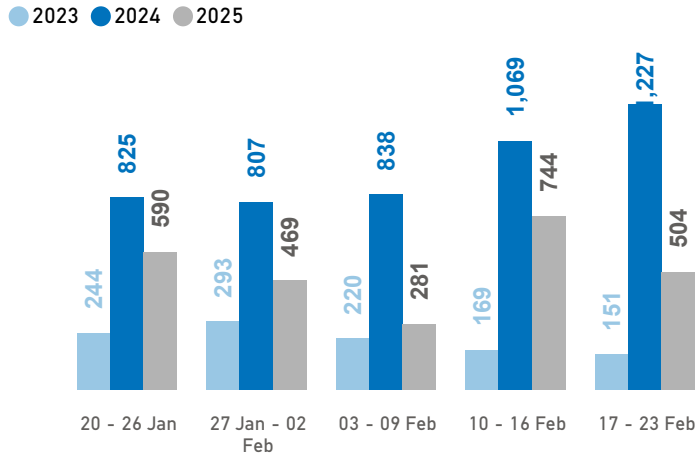


Aegean Islands Weekly Snapshot

Sea arrivals

This week, the Aegean islands saw 504 arrivals, a decrease from last week's 744.
The average of the daily arrivals on the Aegean islands for this week is 72.



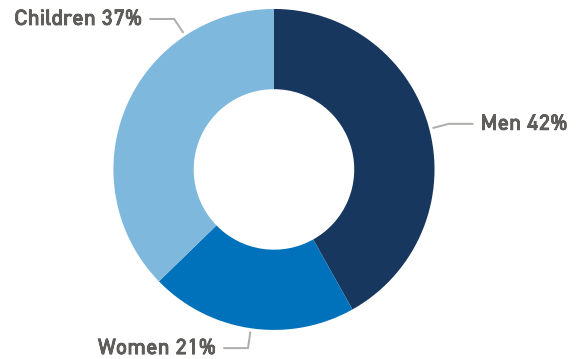
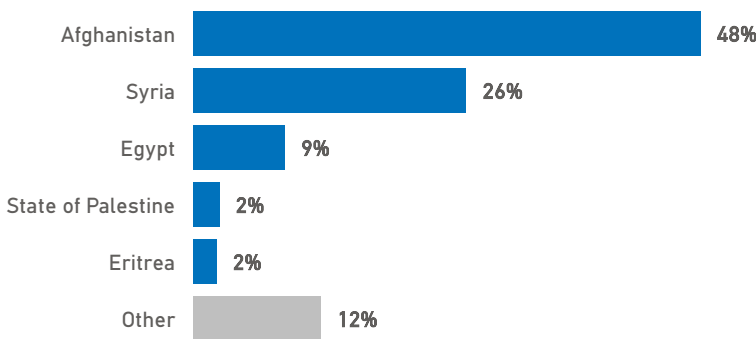
Entry Points



Population in the CCACs

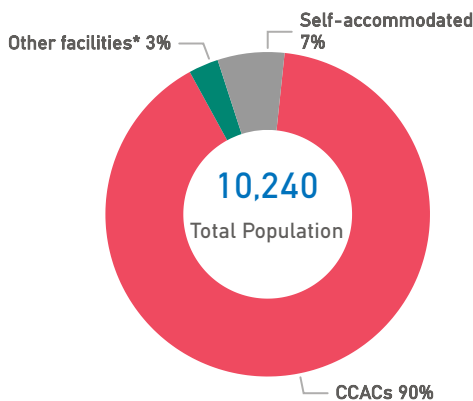
Currently, 9,253 refugees and migrants reside in the Closed Controlled Access Center(s).

Most of them are from Afghanistan (48%), Syria (26%) and Egypt (9%). Men account for 42% of the population, women for 21% and children for 37%.



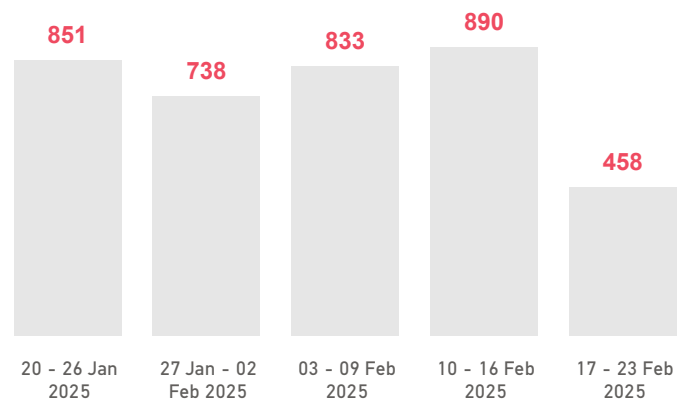
Population on the Islands

There are 10,240 refugees and migrants on the Aegean islands. Out of this total, 9,253 reside at the CCACs and 305 are hosted in other facilities.
UNHCR estimates that there are also 682 self-accommodated in the islands.



Departures

This week, 458 refugees and migrants departed from the Aegean islands to the mainland.



Published on 26/02/2025

more information: [UNHCR Operational Portal - Greece](#)

*Other facilities include shelters for unaccompanied children, detention facilities, etc.

Refugees and migrants includes asylum-seekers, beneficiaries of international protection and people out of the asylum procedure.

Departures to the mainland mainly include: i) transfers in the context of IOM Assisted Voluntary Return and Reintegration programme, ii) transfers of unaccompanied children to State-run facilities, iii) organized transfers supported by the government, including controlled facilities for temporary accommodation of asylum-seekers in the mainland/sites, and iv) those who depart on their own means.

Data Sources: Population data - Partial Data from the Government and other sources; Arrivals/Departures - Hellenic Police, Hellenic Coastguard

Figures are subject to future adjustment based on consolidated figures provided by the authorities. Percentages may not add up to 100 due to rounding and slightly differ between the text and graphs.

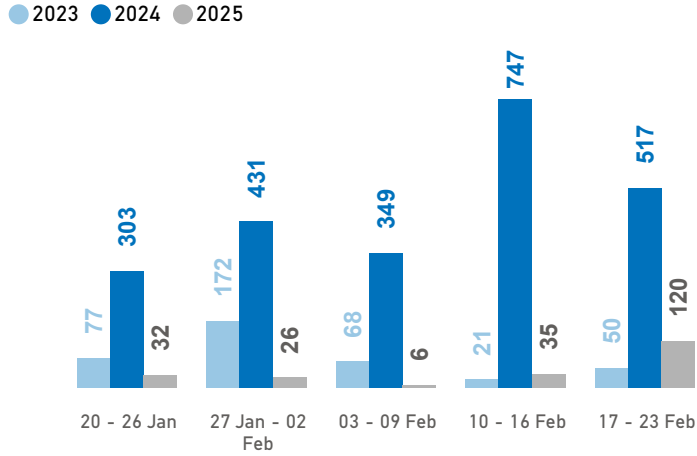
The boundaries, the names shown and the designations used on the map do not imply official endorsement or acceptance by the United Nations.

Lesvos Weekly Snapshot

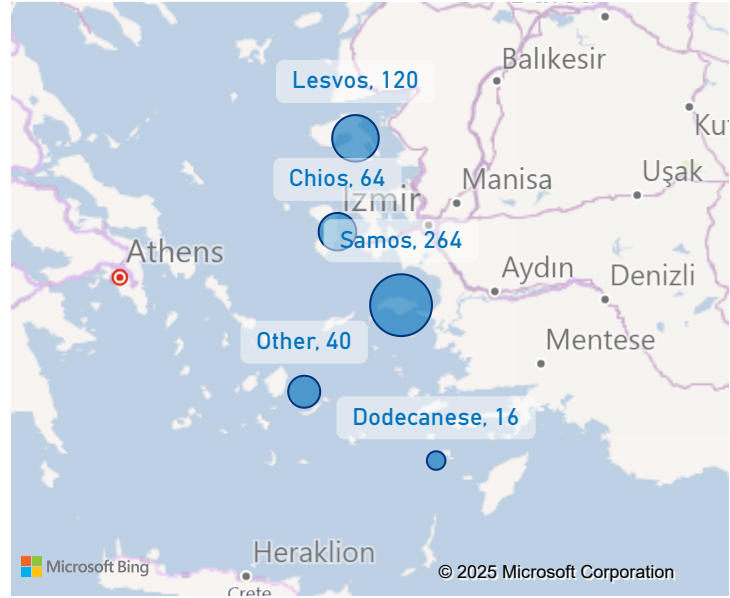
Sea arrivals

This week, Lesvos saw 120 arrivals, an increase from last week's 35.

The average of the daily arrivals on Lesvos for this week is 17.



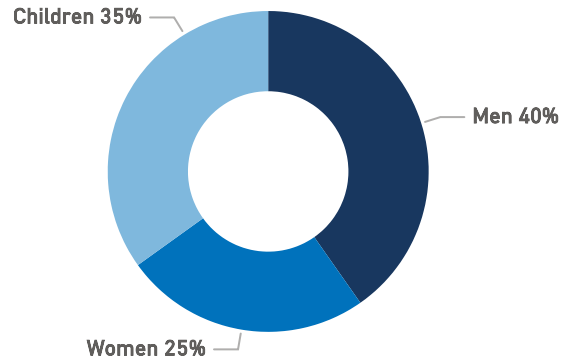
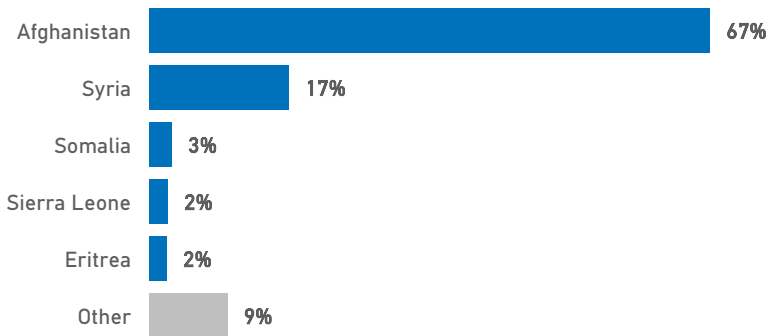
Entry Points



Population in the CCAC

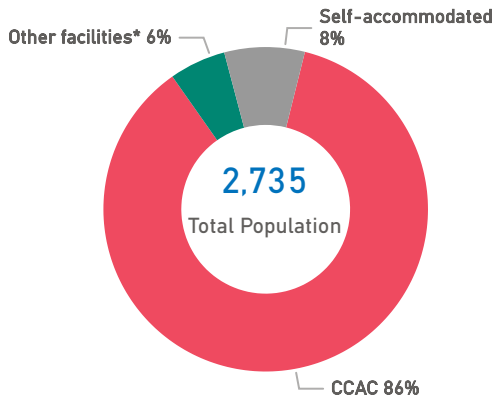
Currently, 2,362 refugees and migrants reside in the Closed Controlled Access Center.

Most of them are from Afghanistan (67%), Syria (17%) and Somalia (3%). Men account for 40% of the population, women for 25% and children for 35%.



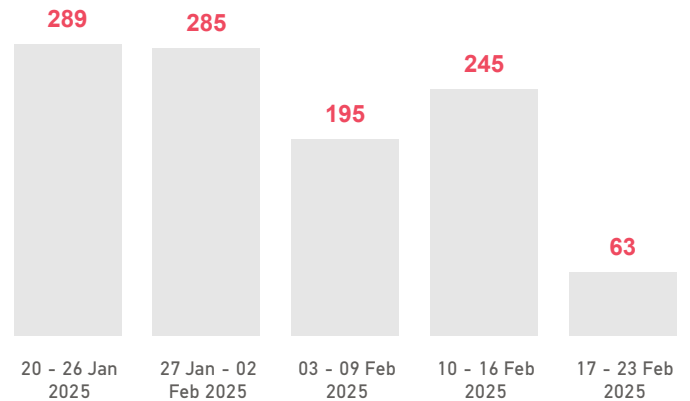
Population on the Island

There are 2,735 refugees and migrants on Lesvos. Out of this total, 2,362 reside at the CCAC and 154 are hosted in other facilities. UNHCR identified 219 self-accommodated refugees in the island up to this date.



Departures

This week, 63 refugees and migrants departed from Lesvos to the mainland.



Published on 26/02/2025

more information: [UNHCR Operational Portal - Greece](#)

*Other facilities include shelters for unaccompanied children, detention facilities, etc.

Refugees and migrants includes asylum-seekers, beneficiaries of international protection and people out of the asylum procedure.

Departures to the mainland mainly include: i) transfers in the context of IOM Assisted Voluntary Return and Reintegration programme, ii) transfers of unaccompanied children to State-run facilities, iii) organized transfers supported by the government, including controlled facilities for temporary accommodation of asylum-seekers in the mainland/sites, and iv) those who depart on their own means.

Data Sources: Population data - Partial Data from the Government and other sources; Arrivals/Departures - Hellenic Police, Hellenic Coastguard

Figures are subject to future adjustment based on consolidated figures provided by the authorities. Percentages may not add up to 100 due to rounding and slightly differ between the text and graphs.

The boundaries, the names shown and the designations used on the map do not imply official endorsement or acceptance by the United Nations.

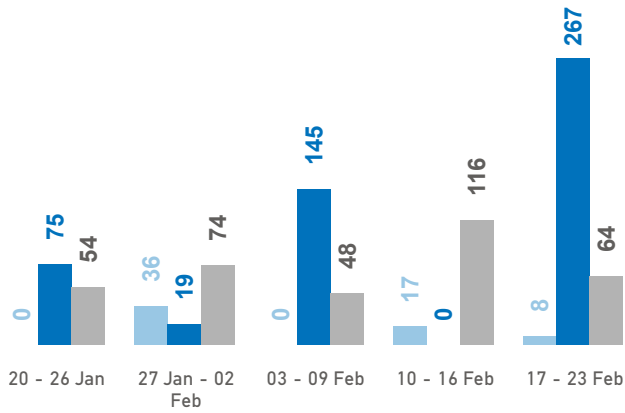
Chios Island Weekly Snapshot

Sea arrivals

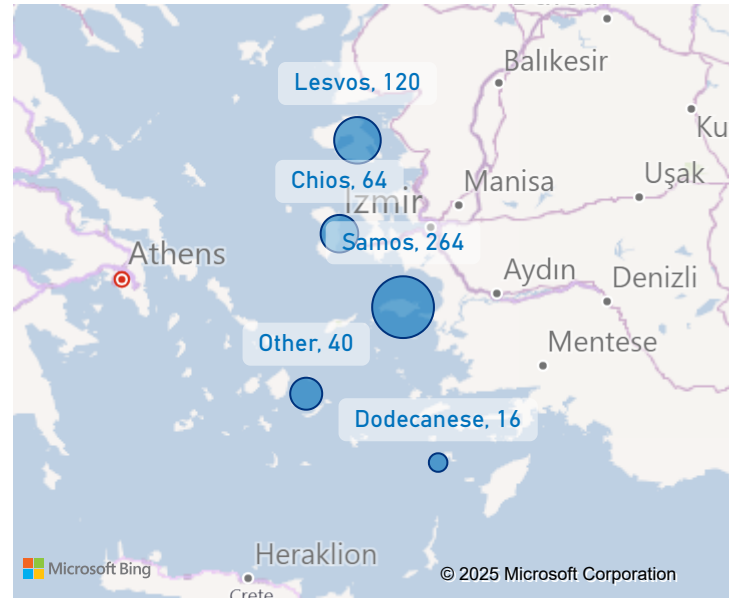
This week, Chios island saw 64 arrivals, a decrease from last week's 116.

The average of the daily arrivals on Chios island for this week is 9.

● 2023 ● 2024 ● 2025



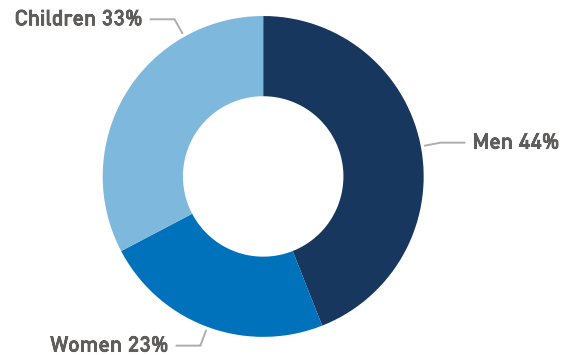
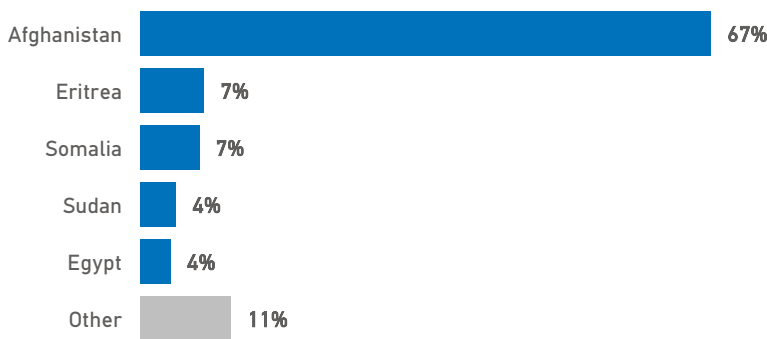
Entry Points



Population in the CCAC

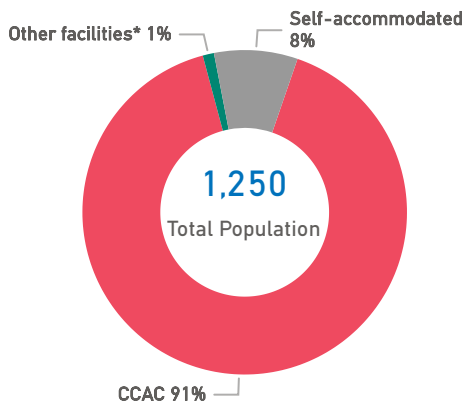
Currently, 1,132 refugees and migrants reside in the Closed Controlled Access Center.

Most of them are from Afghanistan (67%), Eritrea (7%) and Somalia (7%). Men account for 44% of the population, women for 23% and children for 33%.



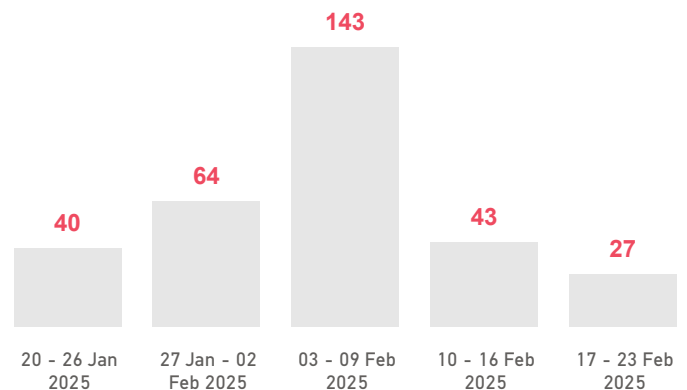
Population on the Island

There are 1,250 refugees and migrants on Chios island. Out of this total, 1,132 reside at the CCAC and 14 are hosted in other facilities. UNHCR estimates that there are also 104 self-accommodated in the island.



Departures

This week, 27 refugees and migrants departed from Chios island to the mainland.



Published on 26/02/2025

more information: [UNHCR Operational Portal - Greece](#)

*Other facilities include shelters for unaccompanied children, detention facilities, etc.

Refugees and migrants includes asylum-seekers, beneficiaries of international protection and people out of the asylum procedure.

Departures to the mainland mainly include: i) transfers in the context of IOM Assisted Voluntary Return and Reintegration programme, ii) transfers of unaccompanied children to State-run facilities, iii) organized transfers supported by the government, including controlled facilities for temporary accommodation of asylum-seekers in the mainland/sites, and iv) those who depart on their own means.

Data Sources: Population data - Partial Data from the Government and other sources; Arrivals/Departures - Hellenic Police, Hellenic Coastguard

Figures are subject to future adjustment based on consolidated figures provided by the authorities. Percentages may not add up to 100 due to rounding and slightly differ between the text and graphs.

The boundaries, the names shown and the designations used on the map do not imply official endorsement or acceptance by the United Nations.

Samos* Weekly Snapshot

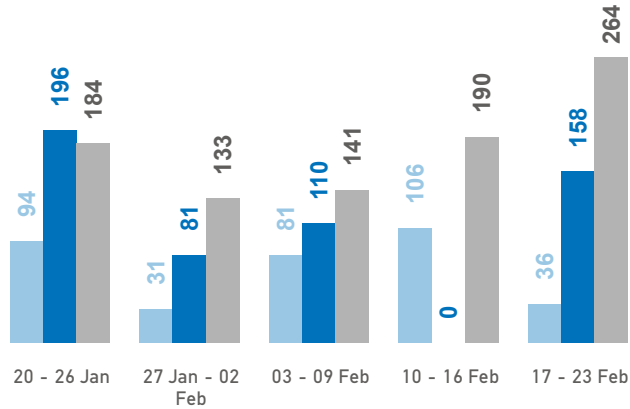
(*including Ikaria, Agathonisi and Fourni islands)

Sea arrivals

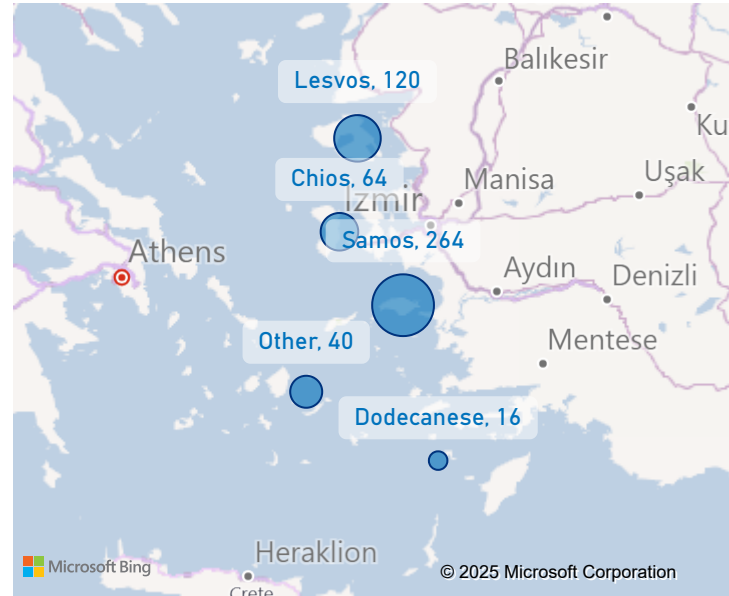
This week, Samos and neighbouring islands (Ikaria, Agathonisi and Fourni) saw 264 arrivals, an increase from last week's 190.

The average of the daily arrivals on Samos and neighbouring islands for this week is 38.

● 2023 ● 2024 ● 2025



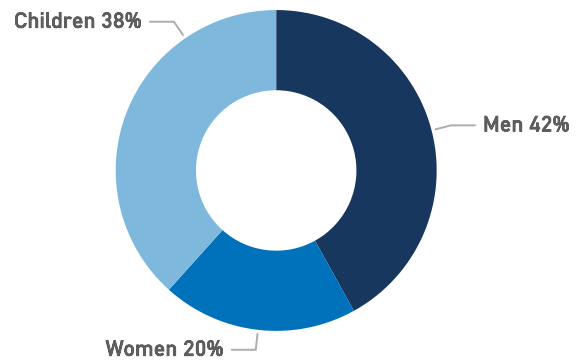
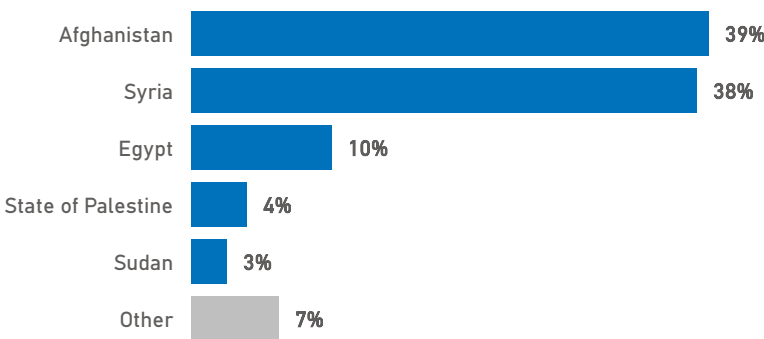
Entry Points



Population in the CCAC

Currently, 3,465 refugees and migrants reside in the Closed Controlled Access Center.

Most of the registered population are from Afghanistan (39%), Syria (38%) and Egypt (10%). Men account for 42% of the population, women for 20% and children for 38%.



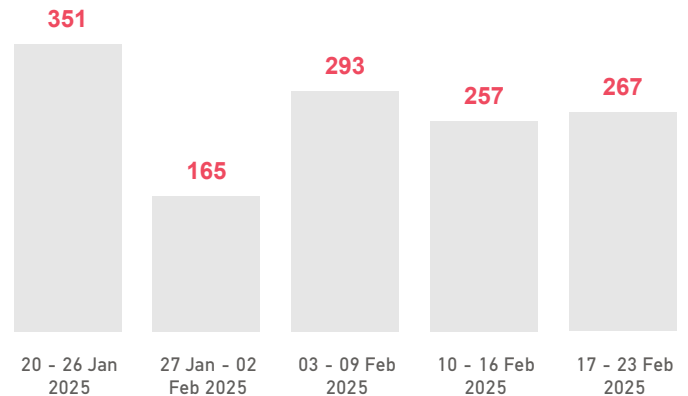
Population on Samos Island

There are 3,498 refugees and migrants on Samos island. Out of this total, the 3,465 reside at the CCAC and 14 are hosted in other facilities. UNHCR estimates that there are also 19 self-accommodated in the island.



Departures

This week, 267 refugees and migrants departed from Samos island to the mainland.



Published on 26/02/2025

more information: [UNHCR Operational Portal - Greece](#)

**Other facilities include shelters for unaccompanied children, detention facilities, etc.

Refugees and migrants includes asylum-seekers, beneficiaries of international protection and people out of the asylum procedure.

Departures to the mainland mainly include: i) transfers in the context of IOM Assisted Voluntary Return and Reintegration programme, ii) transfers of unaccompanied children to State-run facilities, iii) organized transfers supported by the government, including controlled facilities for temporary accommodation of asylum-seekers in the mainland/sites, and iv) those who depart on their own means.

Data Sources: Population data - Partial Data from the Government and other sources; Arrivals/Departures - Hellenic Police, Hellenic Coastguard

Figures are subject to future adjustment based on consolidated figures provided by the authorities. Percentages may not add up to 100 due to rounding and slightly differ between the text and graphs.

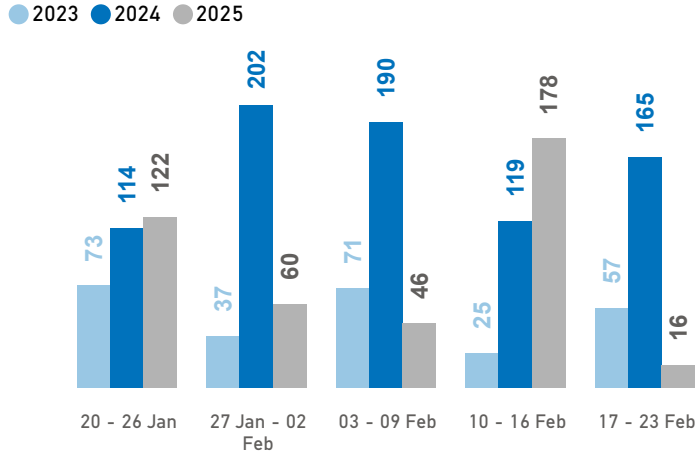
The boundaries, the names shown and the designations used on the map do not imply official endorsement or acceptance by the United Nations.

Dodecanese Islands Weekly Snapshot

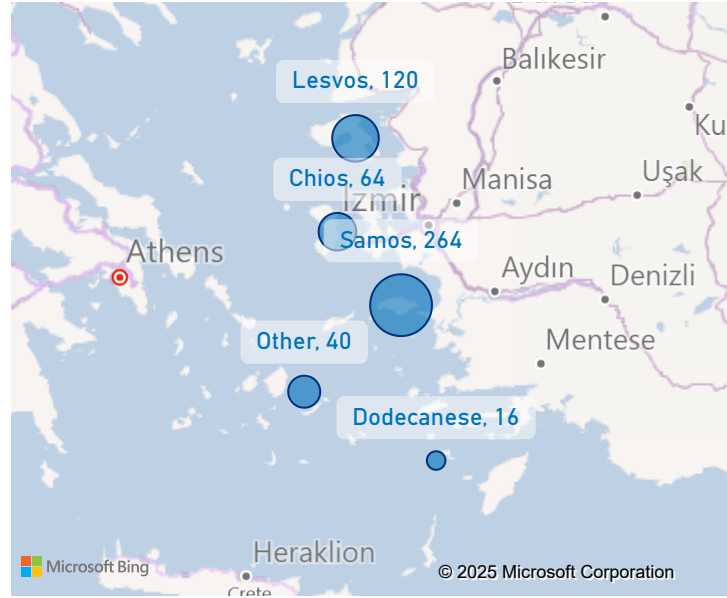
Sea arrivals

This week, the Dodecanese islands saw 16 arrivals, a decrease from last week's 178.

The average of the daily arrivals on the Dodecanese islands for this week is 2.



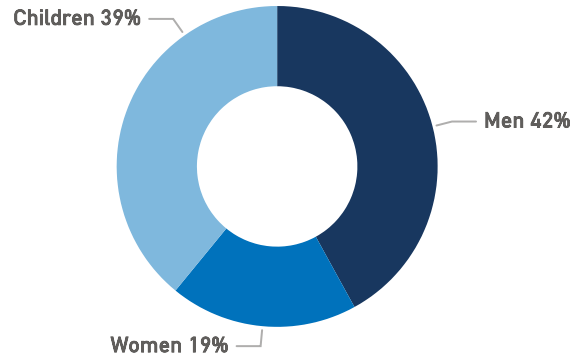
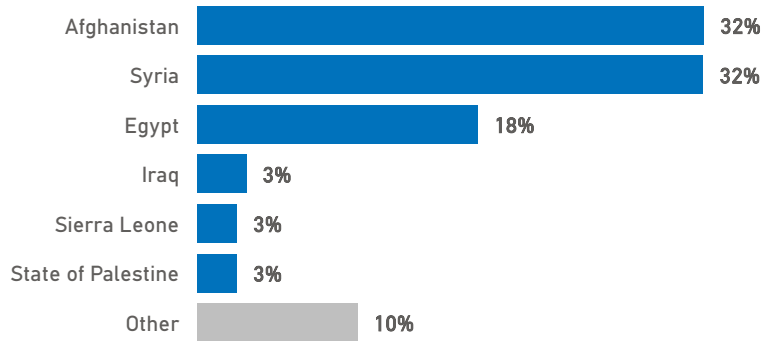
Entry Points



Population in Kos CCAC and Leros CCAC

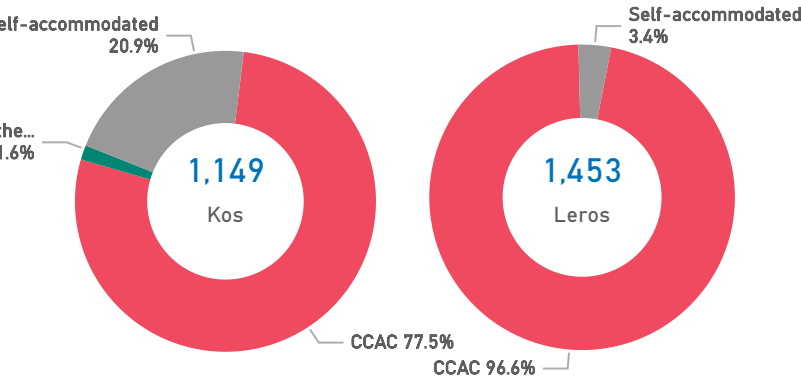
Currently, 2,294 refugees and migrants reside in Kos CCAC and Leros CCAC.

Most of them are from Afghanistan (32%), Syria (32%) and Egypt (18%). Men account for 42% of the population, women for 19% and children for 39%.



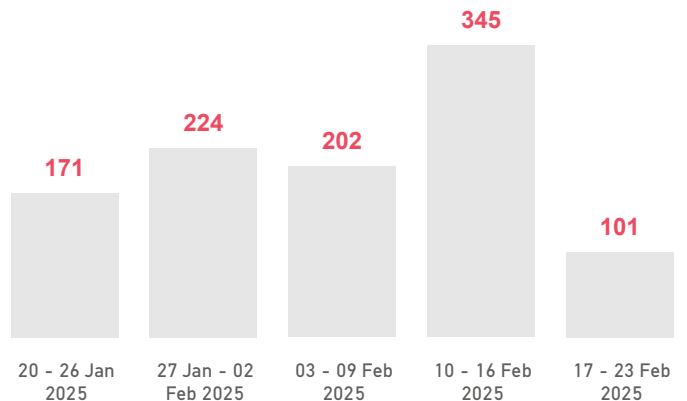
Population on the Dodecanese Islands

There are 2,602 refugees and migrants on the Dodecanese islands. Out of this total, 891 reside at the CCAC in Kos, and 1,403 at the CCAC Leros. In Kos, an estimated 240 people are self-accommodated and an additional 18 are hosted in other facilities, while in Leros, an estimated 50 people are self-accommodated, with an additional 0 being hosted in other facilities.



Departures

This week, 101 refugees and migrants departed from the Dodecanese islands to the mainland.



Published on 26/02/2025

more information: [UNHCR Operational Portal - Greece](#)

*Other facilities include shelters for unaccompanied children, detention facilities, etc.

Refugees and migrants includes asylum-seekers, beneficiaries of international protection and people out of the asylum procedure.

Departures to the mainland mainly include: i) transfers in the context of IOM Assisted Voluntary Return and Reintegration programme, ii) transfers of unaccompanied children to State-run facilities, iii) organized transfers supported by the government, including controlled facilities for temporary accommodation of asylum-seekers in the mainland/sites, and iv) those who depart on their own means.

Data Sources: Population data - Partial Data from the Government and other sources; Arrivals/Departures - Hellenic Police, Hellenic Coastguard

Figures are subject to future adjustment based on consolidated figures provided by the authorities. Percentages may not add up to 100 due to rounding and slightly differ between the text and graphs.

The boundaries, the names shown and the designations used on the map do not imply official endorsement or acceptance by the United Nations.