


252,813
 Total Households


1,031,720
 Total Individuals

1,570
 Daily Arrival Rate

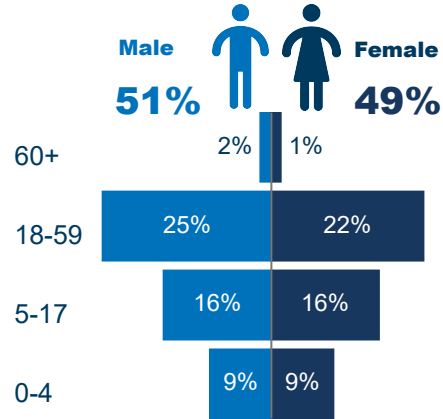
46,896
 Monthly Arrival Rate

69.8%
 South Sudanese

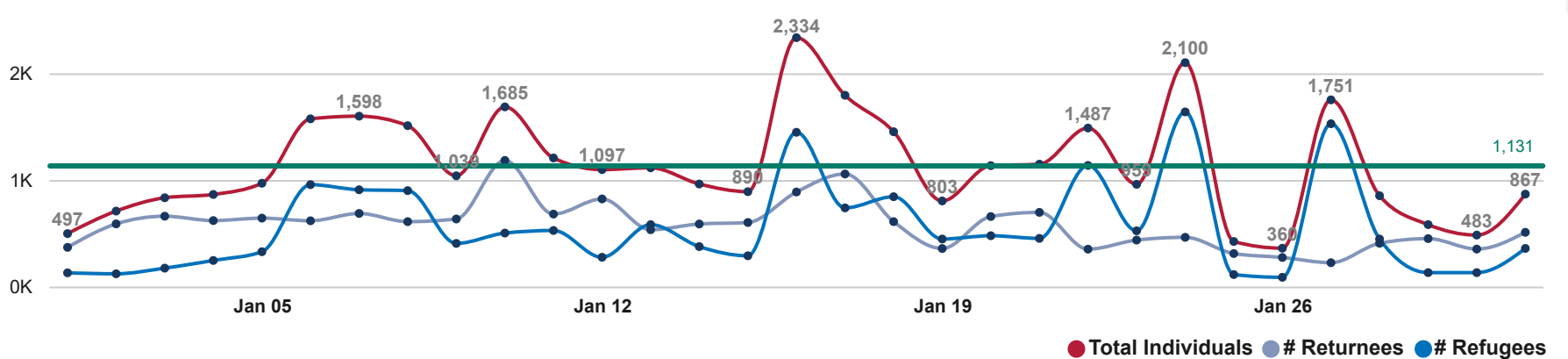
30.0%
 Refugee & Asylum-seeker

0.2%
 Third Country

Age and Gender Breakdown



Daily Arrival Trends of January



Top 10 Departure Locations of Sudan

White Nile	398,155
Khartoum	343,400
Blue Nile	66,258
Al Gezira	45,277
Sennar	41,751
West Kordofan	29,406
East Darfur	19,670
South Darfur	17,297
Unknown Admin1	14,922
Aj Jazirah	9,718

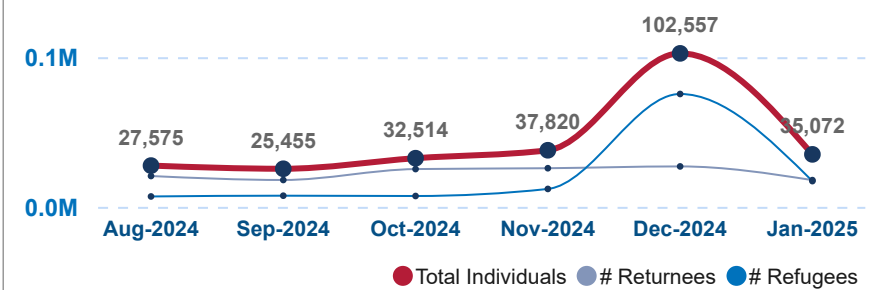
Top 10 Border Entry Points

Wunthow (Juda)	775,385
Majokyinthiou	43,343
Panakuach	29,685
Abyei Amiet	28,673
Atam	27,762
Kiir Adem	17,298
Gongbar	15,629
Shatta	14,985
El Kuek	10,919
Elfoj	10,166

Top 10 Intended Destination Locations in South Sudan

Upper Nile	678,863
Central Equatoria	99,377
Northern Bahr el Gha...	75,481
Unity	70,857
Western Bahr el Ghazal	36,039
Jonglei	22,229
Warrap	18,360
Abyei Administrative ...	15,437
Unknown	11,833
Central	713

Last 6 Months Arrival Trends



Arrivals Top 3 Nationalities

