





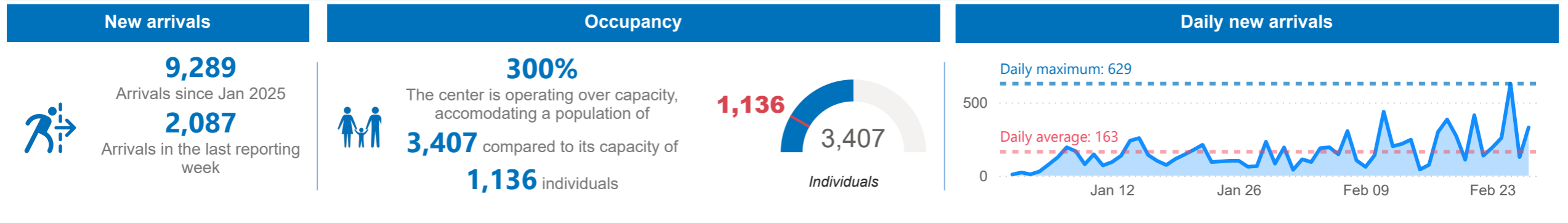










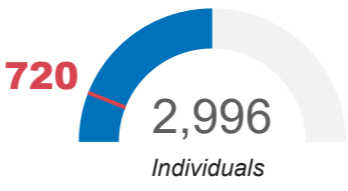
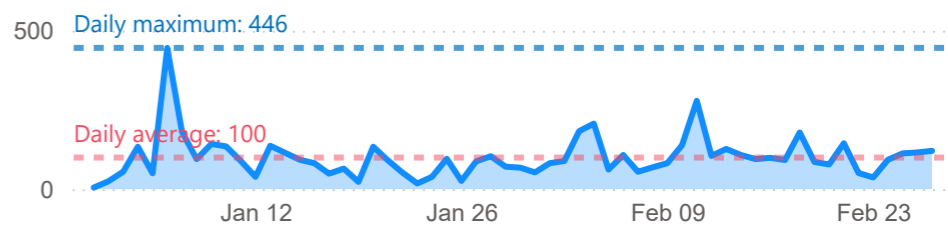
Sector	Indicator	Indicator Description / Standard	Target / Standard	Current status	What is being done - Comments	Status	
	Food	Food (Kilocalories/Person/Day)	2,100 kilo calories - The 2,100 kilocalories per person per day standard ensures basic energy and nutritional needs are met, typically provided through three balanced meals within the centres.	2100	2,100	New arrivals at this reception centre are receiving 3 hot meals a day.	●
	Health	% Of Arrivals Medically Screened	100 per cent	100	100	All individuals screened prior to registration. No outbreak detected.	●
		Crude Mortality Rate	1 death/10000/day	1	0	No death was reported during the week.	●
		Measles Vaccine Coverage Rate	100 per cent	95	100	219 children were vaccinated against measles. There are adequate vaccines, vaccine supplies and commodities available.	●
		Skilled Birth Attendance	100 per cent	100	0	No delivery was registered.	●
		Under Five Mortality Rate	2 deaths/10000/day	2	0	No death was reported during the week.	●
	Nutrition	Global Acute Malnutrition	< 10%	10	3	The GAM rate is within the acceptable standards of less than 10% with 2 (2 moderately & 0 severely) malnourished out of 64 children screened.	●
		Severe Acute Malnutrition Rate	< 2%	2	0	No child was found to be severely malnourished of the 76 screened for malnutrition.	●
	Protection	% Of Persons Individually Registered	100 per cent of the new arrivals should be registered in ProGres V4	100	0	Registration activites resumed this past reporting week and are slowly gaining momentum.	●
	Shelter	Accommodation Space	3.5 SQM/person (Has holding capacity of 1,136 individuals)	823	1,517	The transit centre is at 184% occupancy capacity.	●
	WASH	Bathing Facilities	One facility per 50 people	30	64	No gap	●
		Health Promoters Per Refugees	One for 500	3	6	No gap	●
		Latrine Coverage	One latrine stance for 20 persons	76	73	There's a gap of 3 latrine stances.	●
		Water Coverage	Min of 15 litres/person/day	15	24	No gap	●







● Indicates that there's a gap ● Indicates that there's no gap



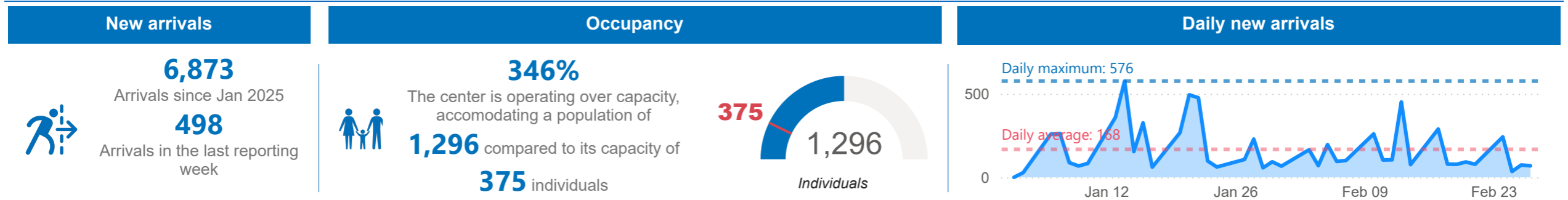
Sector	Indicator	Indicator Description / Standard	Target / Standard	Current status	What is being done - Comments	Status	
	Food	Food (Kilocalories/Person/Day)	2,100 kilo calories - The 2,100 kilocalories per person per day standard ensures basic energy and nutritional needs are met, typically provided through three balanced meals within the centres.	2100	2,100	New arrivals at this transit centre are receiving 3 hot meals a day.	●
	Health	% Of Arrivals Medically Screened	100 per cent	100	100	All individuals screened prior to registration. No outbreak detected.	●
Crude Mortality Rate		1 death/10000/day	1	0	2 deaths were reported during the week.	●	
Measles Vaccine Coverage Rate		100 per cent	95	100	898 children were vaccinated against measles. There are adequate vaccines, vaccine supplies and commodities available.	●	
Skilled Birth Attendance		100 per cent	100	0	No delivery was registered.	●	
Under Five Mortality Rate		2 deaths/10000/day	2	0,08	2 deaths of under 5 years was reported during the week.	●	
	Nutrition	Global Acute Malnutrition	< 10%	10	13	36 children (25 moderate and 11 severe) were found to be malnourished out of 278 children assessed for malnutrition. Those identified have been enrolled on treatment and being monitored.	●
Severe Acute Malnutrition Rate		< 2%	2	4	11 children were found to be severely malnourished out of 278 children screened. Pendular movements are affecting treatment schedules for patients enrolled in the nutrition program.	●	
	Protection	% Of Persons Individually Registered	100 per cent of the new arrivals should be registered in ProGres V4	100	38	Registration activities are gaining momentum despite the ongoing influx of arrivals.	●
	Shelter	Accommodation Space	3.5 SQM/person (Has holding capacity of 823 individuals)	1136	3,407	The transit centre is at 300% occupancy capacity.	●
	WASH	Bathing Facilities	One facility per 50 people	68	23	There's a gap of 45 bathing facilities.	●
Health Promoters Per Refugees		One for 500	7	7	No gap	●	
Latrine Coverage		One latrine stance for 20 persons	170	95	There's a gap of 75 latrine stances.	●	
Water Coverage		Min of 15 litres/person/day	15	32	No gap	●	





● Indicates that there's a gap ● Indicates that there's no gap

New arrivals	Occupancy	Daily new arrivals
 <p>5,686 Arrivals since Jan 2025</p> <p>676 Arrivals in the last reporting week</p>	 <p>416% The center is operating over capacity, accomodating a population of 2,996 compared to its capacity of 720 individuals</p> 	

Sector	Indicator	Indicator Description / Standard	Target / Standard	Current status	What is being done - Comments	Status
	Food (Kilocalories/Person/Day)	2,100 kilo calories - The 2,100 kilocalories per person per day standard ensures basic energy and nutritional needs are met, typically provided through three balanced meals within the centres.	2100	2,100	New arrivals at this transit centre are receiving 3 hot meals a day.	●
	% Of Arrivals Medically Screened	100 per cent	100	100	All individuals screened prior to registration. No outbreak detected.	●
	Crude Mortality Rate	1 death/10000/day	1	0	No death registered.	●
	Measles Vaccine Coverage Rate	100 per cent	95	100	194 children were vaccinated against measles. There are adequate vaccines, vaccine supplies and commodities available.	●
	Skilled Birth Attendance	100 per cent	100	100	No deliveries were registered.	●
	Under Five Mortality Rate	2 deaths/10000/day	2	0	No child under 5 died during this reporting period.	●
	Global Acute Malnutrition	< 10%	10	0	No child was identified malnourished out of the 217 children screened for malnutrition.	●
	Severe Acute Malnutrition Rate	< 2%	2	0	No child was found to be severely malnourished out of 217 children screened for malnutrition.	●
	% Of Persons Individually Registered	100 per cent of the new arrivals should be registered in ProGres V4	100	24	Registration activities are gradually gaining momentum despite the ongoing influx of arrivals.	●
	Accommodation Space	3.5 SQM/person (Has holding capacity of 720 individuals)	720	2,996	The transit centre is at 416% occupancy capacity.	●
	Bathing Facilities	One facility per 50 people	60	25	There is a gap of 35 bathing facilities.	●
	Health Promoters Per Refugees	One for 500	6	2	There is a gap of 4 hygiene promoters.	●
	Latrine Coverage	One latrine stance for 20 persons	150	25	There is a gap of 125 latrine stances.	●
	Water Coverage	Min of 15 litres/person/day	15	37	No gap	●

● Indicates that there's a gap ● Indicates that there's no gap

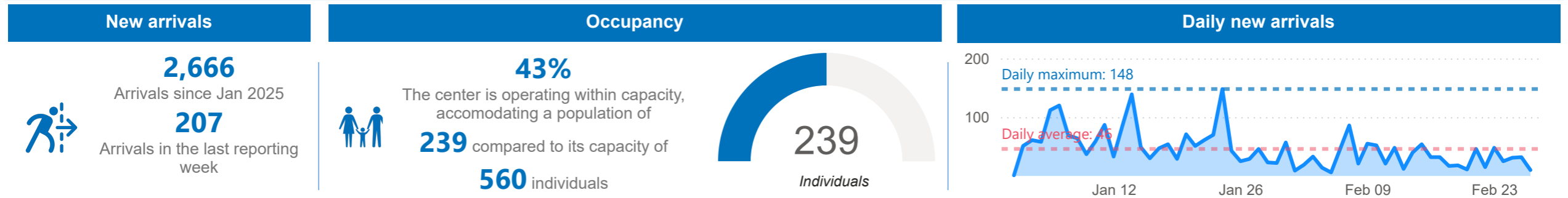








Sector	Indicator	Indicator Description / Standard	Target / Standard	Current status	What is being done - Comments	Status	
	Food	Food (Kilocalories/Person/Day)	2,100 kilo calories - The 2,100 kilocalories per person per day standard ensures basic energy and nutritional needs are met, typically provided through three balanced meals within the centres.	2100	2,100	New arrivals at this reception centre are receiving 3 hot meals a day.	●
	Protection	% Of Persons Individually Registered	100 per cent of the new arrivals should be registered in ProGres V4	100	97	Registration activities are progressing smoothly with minimal gaps.	●
	Shelter	Accommodation Space	3.5 SQM/person (Has holding capacity of 1,136 individuals)	375	1,296	The transit centre is at 346% occupancy capacity.	●
	WASH	Bathing Facilities	One facility per 50 people	26	33	No gap	●
		Health Promoters Per Refugees	One for 500	3	2	There's a gap of 1 hygiene promoter.	●
		Latrine Coverage	One latrine stance for 20 persons	65	26	There's a gap of 39 latrine stances.	●
		Water Coverage	Min of 15 litres/person/day	15	31	No gap	●



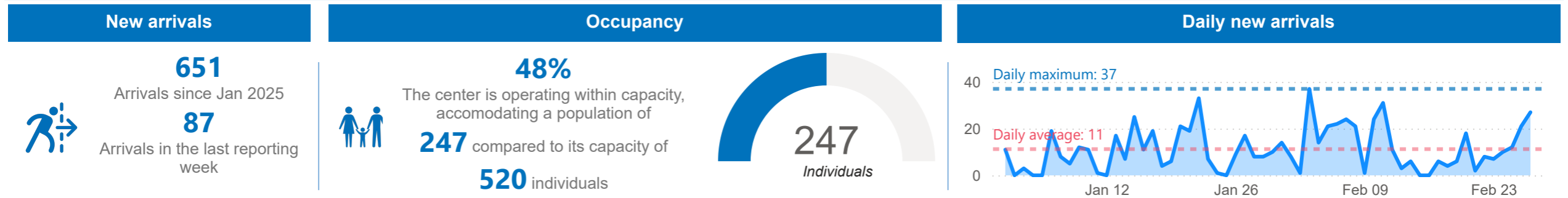
Health indicators are not included as the new arrivals are already screened at the Nyumanzi reception centre







● Indicates that there's a gap ● Indicates that there's no gap



Sector	Indicator	Indicator Description / Standard	Target / Standard	Current status	What is being done - Comments	Status	
	Food	Food (Kilocalories/Person/Day)	2,100 kilo calories - The 2,100 kilocalories per person per day standard ensures basic energy and nutritional needs are met, typically provided through three balanced meals within the centres.	2100	2,100	New arrivals at this reception centre are receiving 3 hot meals a day.	●
	Health	% Of Arrivals Medically Screened	100 per cent	100	100	All individuals screened prior to registration. No outbreak detected.	●
		Crude Mortality Rate	1 death/10000/day	1	0	No death was reported during the week.	●
		Measles Vaccine Coverage Rate	100 per cent	95	100	82 children were vaccinated against measles. There are adequate vaccines, vaccine supplies and commodities available.	●
		Skilled Birth Attendance	100 per cent	100	0	No delivery was registered.	●
		Under Five Mortality Rate	2 deaths/10000/day	2	0	No death was reported during the week.	●
	Nutrition	Global Acute Malnutrition	< 10%	10	7	1 child was identified malnourished (0 moderate and 1 severe) out of the 25 children screened for malnutrition.	●
		Severe Acute Malnutrition Rate	< 2%	2	7	1 child was found to be severely malnourished out of the 25 children screened for malnutrition.	●
	Protection	% Of Persons Individually Registered	100 per cent of the new arrivals should be registered in ProGres V4	100	0	Registration activities are gradually gaining momentum and progressing smoothly.	●
	Shelter	Accommodation Space	3.5 SQM/person (Has holding capacity of 1,136 individuals)	560	239	The transit centre is within capacity.	●
	WASH	Bathing Facilities	One facility per 50 people	5	112	No gap	●
		Health Promoters Per Refugees	One for 500	1	4	No gap	●
		Latrine Coverage	One latrine stance for 20 persons	12	89	No gap	●
		Water Coverage	Min of 15 litres/person/day	15.4	460	No gap	●

● Indicates that there's a gap ● Indicates that there's no gap



Sector	Indicator	Indicator Description / Standard	Target / Standard	Current status	What is being done - Comments	Status	
	Food	Food (Kilocalories/Person/Day)	2,100 kilo calories - The 2,100 kilocalories per person per day standard ensures basic energy and nutritional needs are met, typically provided through three balanced meals within the centres.	2100	2,100	New arrivals at this reception centre are receiving 3 hot meals a day.	●
	Health	% Of Arrivals Medically Screened	100 per cent	100	100	All individuals screened prior to registration. No outbreak detected.	●
		Crude Mortality Rate	1 death/10000/day	1	0	No death was reported during the week.	●
		Measles Vaccine Coverage Rate	100 per cent	95	100	23 children were vaccinated against measles. There are adequate vaccines, vaccine supplies and commodities available.	●
		Skilled Birth Attendance	100 per cent	100	0	No delivery was conducted during the week	●
		Under Five Mortality Rate	2 deaths/10000/day	2	0	No death was reported during the week.	●
	Nutrition	Global Acute Malnutrition	< 10%	10	0	No malnutrition detected from the 18 children screened	●
		Severe Acute Malnutrition Rate	< 2%	2	0	No malnutrition detected from the 18 children screened	●
	Protection	% Of Persons Individually Registered	100 per cent of the new arrivals should be registered in ProGres V4	100	35	Registration activities are gradually gaining momentum and progressing smoothly.	●
	Shelter	Accommodation Space	3.5 SQM/person (Has holding capacity of 1,136 individuals)	520	247	The transit centre is within capacity.	●
	WASH	Bathing Facilities	One facility per 50 people	5	25	No gap	●
		Health Promoters Per Refugees	One for 500	1	4	No gap	●
		Latrine Coverage	One latrine stance for 20 persons	12	25	No gap	●
		Water Coverage	Min of 15 litres/person/day	15	109	No gap	●

● Indicates that there's a gap ● Indicates that there's no gap