





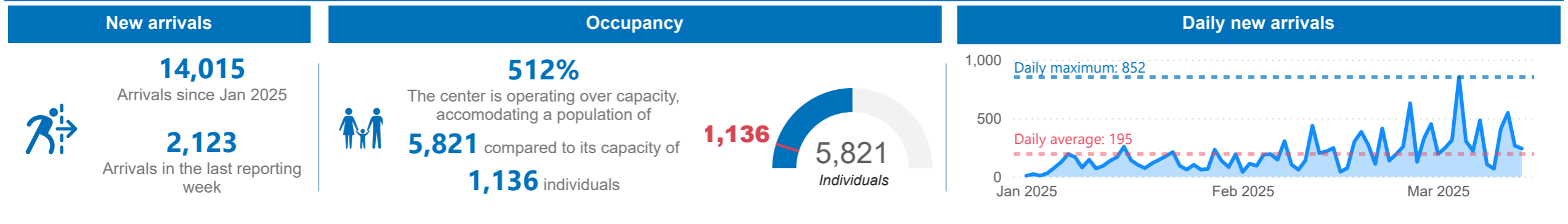










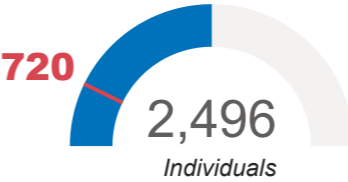
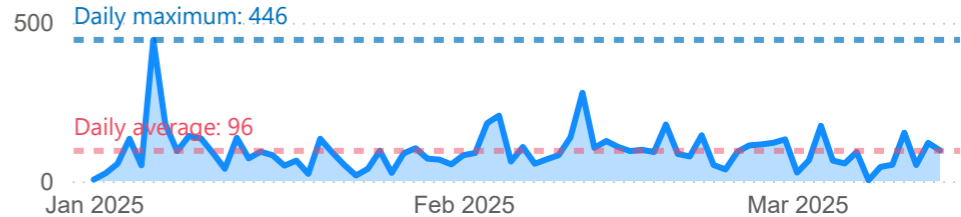
Sector	Indicator	Indicator Description / Standard	Target / Standard	Current status	What is being done - Comments	Status	
	Food	Food (Kilocalories/Person/Day)	2,100 kilo calories - The 2,100 kilocalories per person per day standard ensures basic energy and nutritional needs are met, typically provided through three balanced meals within the centres.	2100	2,100	New arrivals at this reception centre are receiving 3 hot meals a day.	●
	Health	% Of Arrivals Medically Screened	100 per cent	100	100	All individuals screened prior to registration. No outbreak detected.	●
		Crude Mortality Rate	1 death/10000/day	1	0	No death was reported during the week.	●
		Measles Vaccine Coverage Rate	100 per cent	95	100	300 children were vaccinated against measles. There are adequate vaccines, vaccine supplies and commodities available.	●
		Skilled Birth Attendance	100 per cent	100	0	No delivery was registered.	●
		Under Five Mortality Rate	2 deaths/10000/day	2	0	No death was reported during the week.	●
	Nutrition	Global Acute Malnutrition	< 10%	10	1	The GAM rate is within the acceptable standards of less than 10% with 1 (1 moderately & 0 severely) malnourished out of 96 children screened.	●
		Severe Acute Malnutrition Rate	< 2%	2	0	No child was found to be severely malnourished of the 96 screened for malnutrition.	●
	Protection	% Of Persons Individually Registered	100 per cent of the new arrivals should be registered in ProGres V4	100	13	Registration activites resumed this past reporting week and are slowly gaining momentum.	●
	Shelter	Accommodation Space	3.5 SQM/person (Has holding capacity of 823 individuals)	823	620	The transit centre is within capacity.	●
	WASH	Bathing Facilities	One facility per 50 people	12	64	No gap	●
		Health Promoters Per Refugees	One for 500	1	6	No gap	●
		Latrine Coverage	One latrine stance for 20 persons	31	73	No gap	●
		Water Coverage	Min of 15 litres/person/day	15	58	No gap	●







● Indicates that there's a gap ● Indicates that there's no gap



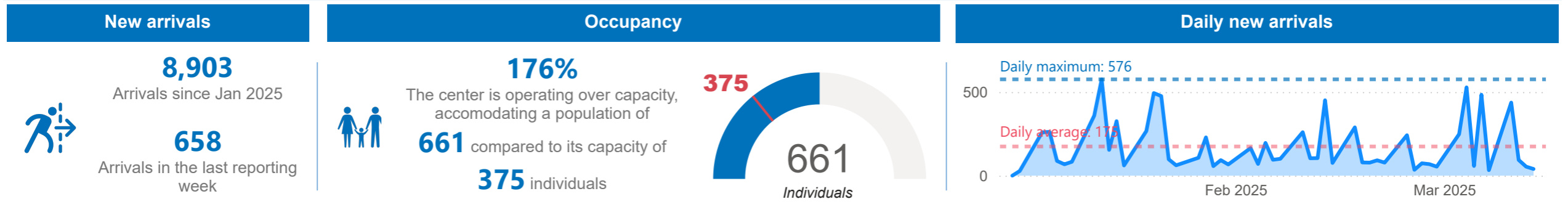
Sector	Indicator	Indicator Description / Standard	Target / Standard	Current status	What is being done - Comments	Status	
	Food	Food (Kilocalories/Person/Day)	2,100 kilo calories - The 2,100 kilocalories per person per day standard ensures basic energy and nutritional needs are met, typically provided through three balanced meals within the centres.	2100	2,100	New arrivals at this transit centre are receiving 3 hot meals a day.	●
	Health	% Of Arrivals Medically Screened	100 per cent	100	100	All individuals screened prior to registration. 2 cholera alerts were detected and are being treated. Samples have been sent for testing for cholera. There is so far 1 confirmed cholera cases who was treated and recovered at the transit center.	●
Crude Mortality Rate		1 death/10000/day	1	0.5	2 deaths were reported during the week.	●	
Measles Vaccine Coverage Rate		100 per cent	95	100	1,061 children were vaccinated against measles. There are adequate vaccines, vaccine supplies and commodities available.	●	
Skilled Birth Attendance		100 per cent	100	100	1 delivery was registered.	●	
Under Five Mortality Rate		2 deaths/10000/day	2	1.3	2 deaths of under 5 years were reported during the week.	●	
	Nutrition	Global Acute Malnutrition	< 10%	10	7	49 children (39 moderate and 10 severe) were found to be malnourished out of 706 children assessed for malnutrition. Those identified have been enrolled on treatment and being monitored.	●
Severe Acute Malnutrition Rate		< 2%	2	1	10 children were found to be severely malnourished out of 706 children screened. Pendular movements are affecting treatment schedules for patients enrolled in the nutrition program.	●	
	Protection	% Of Persons Individually Registered	100 per cent of the new arrivals should be registered in ProGres V4	100	26	Registration activities are gaining momentum despite the ongoing influx of arrivals.	●
	Shelter	Accommodation Space	3.5 SQM/person (Has holding capacity of 1,136 individuals)	1136	5,821	The transit centre is at 512% occupancy capacity.	●
	WASH	Bathing Facilities	One facility per 50 people	116	23	There's a gap of 93 bathing facilities.	●
		Health Promoters Per Refugees	One for 500	12	7	There's a gap of 5 hygiene promoters.	●
		Latrine Coverage	One latrine stance for 20 persons	291	95	There's a gap of 196 latrine stances.	●
		Water Coverage	Min of 15 litres/person/day	15	19	No gap	●





● Indicates that there's a gap ● Indicates that there's no gap

New arrivals	Occupancy	Daily new arrivals
 <p>6,893 Arrivals since Jan 2025</p> <p>522 Arrivals in the last reporting week</p>	 <p>347% The center is operating over capacity, accomodating a population of 2,496 compared to its capacity of 720 individuals</p> 	

Sector	Indicator	Indicator Description / Standard	Target / Standard	Current status	What is being done - Comments	Status
	Food (Kilocalories/Person/Day)	2,100 kilo calories - The 2,100 kilocalories per person per day standard ensures basic energy and nutritional needs are met, typically provided through three balanced meals within the centres.	2100	2,100	New arrivals at this transit centre are receiving 3 hot meals a day.	●
	% Of Arrivals Medically Screened	100 per cent	100	100	All individuals screened prior to registration. No outbreak alert detected.	●
	Crude Mortality Rate	1 death/10000/day	1	0	No death was registered.	●
	Measles Vaccine Coverage Rate	100 per cent	95	100	271 children were vaccinated against measles. There are adequate vaccines, vaccine supplies and commodities available.	●
	Skilled Birth Attendance	100 per cent	100	100	1 delivery were registered.	●
	Under Five Mortality Rate	2 deaths/10000/day	2	0	No child under 5 died during this reporting period.	●
	Global Acute Malnutrition	< 10%	10	7	9 (7 moderate & 2 severe) children were malnourished from the 137 children screened	●
	Severe Acute Malnutrition Rate	< 2%	2	1	2 children were found to be severely malnourished among the 137 children screened	●
	% Of Persons Individually Registered	100 per cent of the new arrivals should be registered in ProGres V4	100	18	Registration activities are gradually gaining momentum despite the ongoing influx of arrivals.	●
	Accomodation Space	3.5 SQM/person (Has holding capacity of 720 individuals)	720	2,496	The transit centre is at 347% occupancy capacity.	●
	Bathing Facilities	One facility per 50 people	50	25	There is a gap of 25 bathing facilities.	●
	Health Promoters Per Refugees	One for 500	2	2	No gap	●
	Latrine Coverage	One latrine stance for 20 persons	125	25	There is a gap of 100 latrine stances.	●
	Water Coverage	Min of 15 litres/person/day	15	44	No gap	●

● Indicates that there's a gap ● Indicates that there's no gap

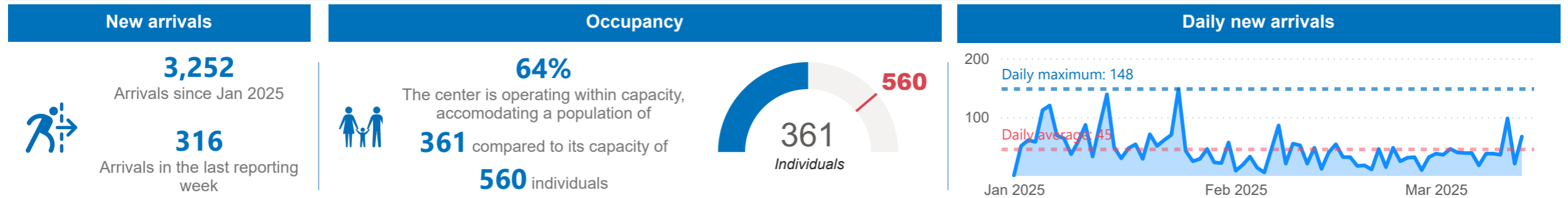








Sector	Indicator	Indicator Description / Standard	Target / Standard	Current status	What is being done - Comments	Status	
	Food	Food (Kilocalories/Person/Day)	2,100 kilo calories - The 2,100 kilocalories per person per day standard ensures basic energy and nutritional needs are met, typically provided through three balanced meals within the centres.	2100	2,100	New arrivals at this reception centre are receiving 3 hot meals a day.	●
	Protection	% Of Persons Individually Registered	100 per cent of the new arrivals should be registered in ProGres V4	100	58	Registration activities are progressing smoothly with minimal gaps.	●
	Shelter	Accommodation Space	3.5 SQM/person (Has holding capacity of 375 individuals)	375	661	The transit centre is at 176% occupancy capacity.	●
	WASH	Bathing Facilities	One facility per 50 people	13	33	No gap	●
		Health Promoters Per Refugees	One for 500	1	2	No gap	●
		Latrine Coverage	One latrine stance for 20 persons	33	26	There's a gap of 7 latrine stances.	●
		Water Coverage	Min of 15 litres/person/day	15	61	No gap	●



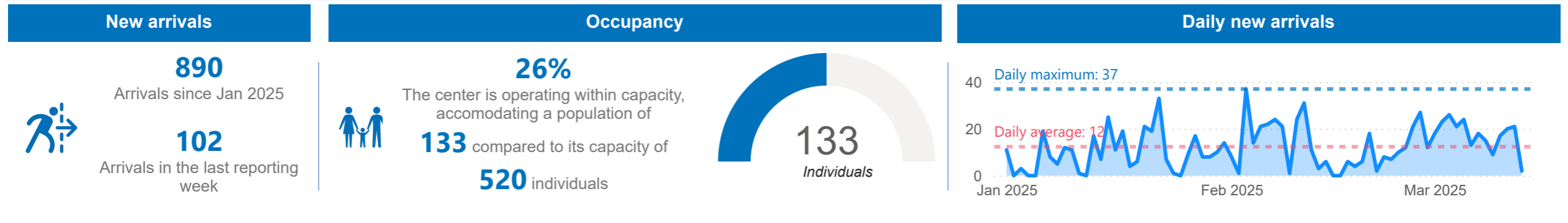
Health indicators are not included as the new arrivals are already screened at the Nyumanzi reception centre







● Indicates that there's a gap ● Indicates that there's no gap



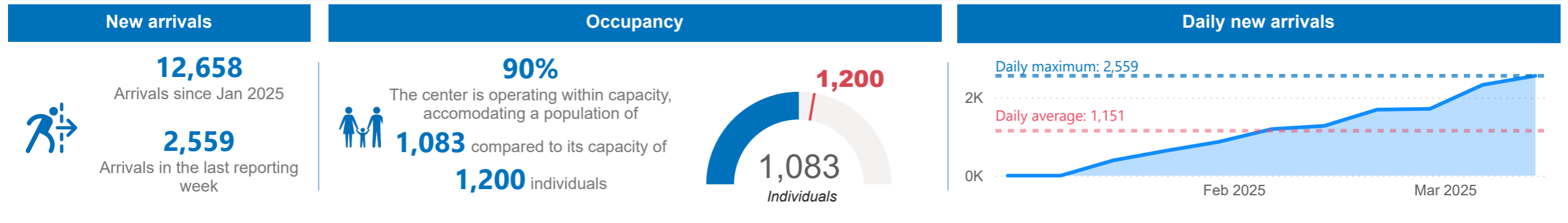
Sector	Indicator	Indicator Description / Standard	Target / Standard	Current status	What is being done - Comments	Status	
	Food	Food (Kilocalories/Person/Day)	2,100 kilo calories - The 2,100 kilocalories per person per day standard ensures basic energy and nutritional needs are met, typically provided through three balanced meals within the centres.	2100	2,100	New arrivals at this reception centre are receiving 3 hot meals a day.	●
	Health	% Of Arrivals Medically Screened	100 per cent	100	100	All individuals screened prior to registration. No outbreak detected.	●
		Crude Mortality Rate	1 death/10000/day	1	0	No death was reported during the week.	●
		Measles Vaccine Coverage Rate	100 per cent	95	100	96 children were vaccinated against measles. There are adequate vaccines, vaccine supplies and commodities available.	●
		Skilled Birth Attendance	100 per cent	100	0	No delivery was registered.	●
		Under Five Mortality Rate	2 deaths/10000/day	2	0	No death was reported during the week.	●
	Nutrition	Global Acute Malnutrition	< 10%	10	9	4 children were identified malnourished (3 moderate and 1 severe) out of the 43 children screened for malnutrition.	●
		Severe Acute Malnutrition Rate	< 2%	2	2	1 child was found to be severely malnourished out of the 43 children screened for malnutrition.	●
	Protection	% Of Persons Individually Registered	100 per cent of the new arrivals should be registered in ProGres V4	100	86	Registration activities are gradually gaining momentum and progressing smoothly.	●
	Shelter	Accommodation Space	3.5 SQM/person (Has holding capacity of 560 individuals)	560	361	The transit centre is within capacity.	●
	WASH	Bathing Facilities	One facility per 50 people	7	112	No gap	●
		Health Promoters Per Refugees	One for 500	1	4	No gap	●
		Latrine Coverage	One latrine stance for 20 persons	18	89	No gap	●
		Water Coverage	Min of 15 litres/person/day	15.4	305	No gap	●

● Indicates that there's a gap ● Indicates that there's no gap



Sector	Indicator	Indicator Description / Standard	Target / Standard	Current status	What is being done - Comments	Status	
	Food	Food (Kilocalories/Person/Day)	2,100 kilo calories - The 2,100 kilocalories per person per day standard ensures basic energy and nutritional needs are met, typically provided through three balanced meals within the centres.	2100	2,100	New arrivals at this reception centre are receiving 3 hot meals a day.	●
	Health	% Of Arrivals Medically Screened	100 per cent	100	100	All individuals screened prior to registration. No outbreak detected.	●
		Crude Mortality Rate	1 death/10000/day	1	0	No death was reported during the week.	●
		Measles Vaccine Coverage Rate	100 per cent	95	100	32 children were vaccinated against measles. There are adequate vaccines, vaccine supplies and commodities available.	●
		Skilled Birth Attendance	100 per cent	100	0	No delivery was conducted during the week	●
		Under Five Mortality Rate	2 deaths/10000/day	2	0	No death was reported during the week.	●
	Nutrition	Global Acute Malnutrition	< 10%	10	0	No child was found to be malnourished from the 14 children screened	●
		Severe Acute Malnutrition Rate	< 2%	2	0	No child was found to be severely malnourished among the 14 children screened	●
	Protection	% Of Persons Individually Registered	100 per cent of the new arrivals should be registered in ProGres V4	100	64	Registration activities are gradually gaining momentum and progressing smoothly.	●
	Shelter	Accomodation Space	3.5 SQM/person (Has holding capacity of 520 individuals)	520	133	The transit centre is within capacity.	●
	WASH	Bathing Facilities	One facility per 50 people	3	25	No gap	●
		Health Promoters Per Refugees	One for 500	1	4	No gap	●
		Latrine Coverage	One latrine stance for 20 persons	7	25	No gap	●
		Water Coverage	Min of 15 litres/person/day	15	203	No gap	●

● Indicates that there's a gap ● Indicates that there's no gap

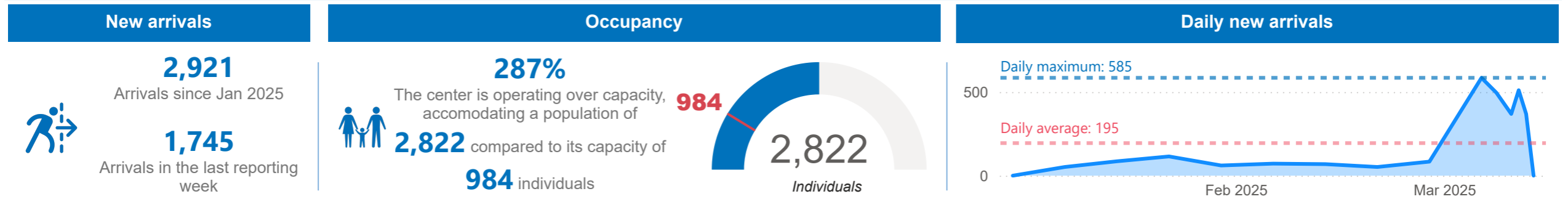






Sector	Indicator	Indicator Description / Standard	Target / Standard	Current status	What is being done - Comments	Status
	Food (Kilocalories/Person/Day)	2,100 kilo calories - The 2,100 kilocalories per person per day standard ensures basic energy and nutritional needs are met, typically provided through three balanced meals within the centres.	2100	2,100	New arrivals at this reception centre are receiving 3 hot meals a day.	●
	% Of Persons Individually Registered	100 per cent of the new arrivals should be registered in ProGres V4	100	100	Arrivals relocated to Kabazana have already been registered.	●
	Accommodation Space	3.5 SQM/person (Has holding capacity of 1,200 individuals)	1200	1,083	The transit centre is within capacity.	●
	Bathing Facilities	One facility per 50 people	22	62	No gap	●
	Health Promoters Per Refugees	One for 500	2	201	No gap	●
	Latrine Coverage	One latrine stance for 20 persons	54	36	There's a gap of 18 latrine stances.	●
	Water Coverage	Min of 15 litres/person/day	15	175	No gap	●



Health indicators are not included as the new arrivals are already screened at the Nyakabande transit centre

● Indicates that there's a gap ● Indicates that there's no gap

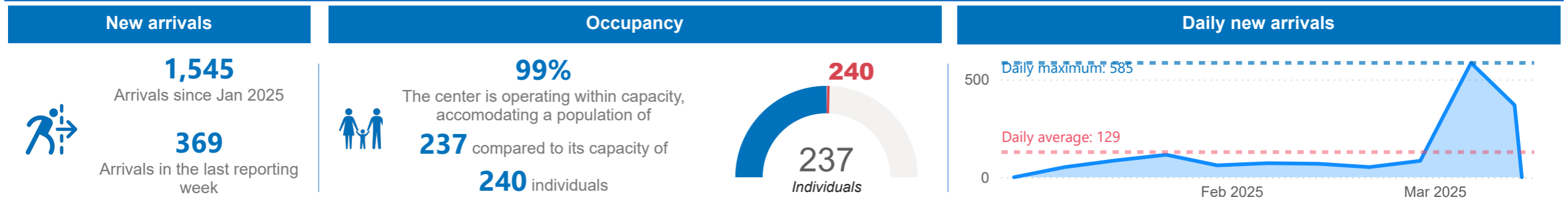








Sector	Indicator	Indicator Description / Standard	Target / Standard	Current status	What is being done - Comments	Status	
	Food	Food (Kilocalories/Person/Day)	2,100 kilo calories - The 2,100 kilocalories per person per day standard ensures basic energy and nutritional needs are met, typically provided through three balanced meals within the centres.	2100	2,100	New arrivals at this reception centre are receiving 3 hot meals a day.	●
	Protection	% Of Persons Individually Registered	100 per cent of the new arrivals should be registered in ProGres V4	100	55	Registration activities are progressing well despite the influx.	●
	Shelter	Accommodation Space	3.5 SQM/person (Has holding capacity of 1,200 individuals)	984	2,822	The transit centre is at 287% occupancy capacity.	●
	WASH	Bathing Facilities	One facility per 50 people	56	29	There's a gap of 27 bathing facilities.	●
Health Promoters Per Refugees		One for 500	6	4	There's a gap of 2 hygiene promoters.	●	
Latrine Coverage		One latrine stance for 20 persons	141	54	There's a gap of 87 latrine stances.	●	
Water Coverage		Min of 15 litres/person/day	15	14	There's a gap of 2,330 litres of water.	●	



Health indicators are not included as the new arrivals are already screened at the Sebagoro transit centre

● Indicates that there's a gap ● Indicates that there's no gap



Sector	Indicator	Indicator Description / Standard	Target / Standard	Current status	What is being done - Comments	Status	
	Food	Food (Kilocalories/Person/Day)	2,100 kilo calories - The 2,100 kilocalories per person per day standard ensures basic energy and nutritional needs are met, typically provided through three balanced meals within the centres.	2100	2,100	New arrivals at this reception centre are receiving 3 hot meals a day.	●
	Health	% Of Arrivals Medically Screened	100 per cent	100	100	All individuals screened prior to registration. 1 outbreak detected for cholera and is being investigated	●
		Crude Mortality Rate	1 death/10000/day	1	0	No death was reported during the week.	●
		Measles Vaccine Coverage Rate	100 per cent	95	100	96 children were vaccinated against measles. There are adequate vaccines, vaccine supplies and commodities available.	●
		Skilled Birth Attendance	100 per cent	100	100	1 delivery was registered.	●
		Under Five Mortality Rate	2 deaths/10000/day	2	0	No death was reported during the week.	●
	Nutrition	Global Acute Malnutrition	< 10%	10	4	14 children were identified malnourished (12 moderate and 2 severe) out of the 351 children screened for malnutrition.	●
		Severe Acute Malnutrition Rate	< 2%	2	1	2 children were found to be severely malnourished out of the 351 children screened for malnutrition.	●
	Protection	% Of Persons Individually Registered	100 per cent of the new arrivals should be registered in ProGres V4	100	0	Arrivals are relocated to Kagoma reception centre where they are registered.	●
	Shelter	Accommodation Space	3.5 SQM/person (Has holding capacity of 1,200 individuals)	240	237	The transit centre is within capacity.	●
	WASH	Bathing Facilities	One facility per 50 people	5	10	No gap	●
		Health Promoters Per Refugees	One for 500	1	1	No gap	●
		Latrine Coverage	One latrine stance for 20 persons	12	7	There's a gap of 5 latrine stances.	●
		Water Coverage	Min of 15 litres/person/day	15	34	No gap	●

● Indicates that there's a gap ● Indicates that there's no gap