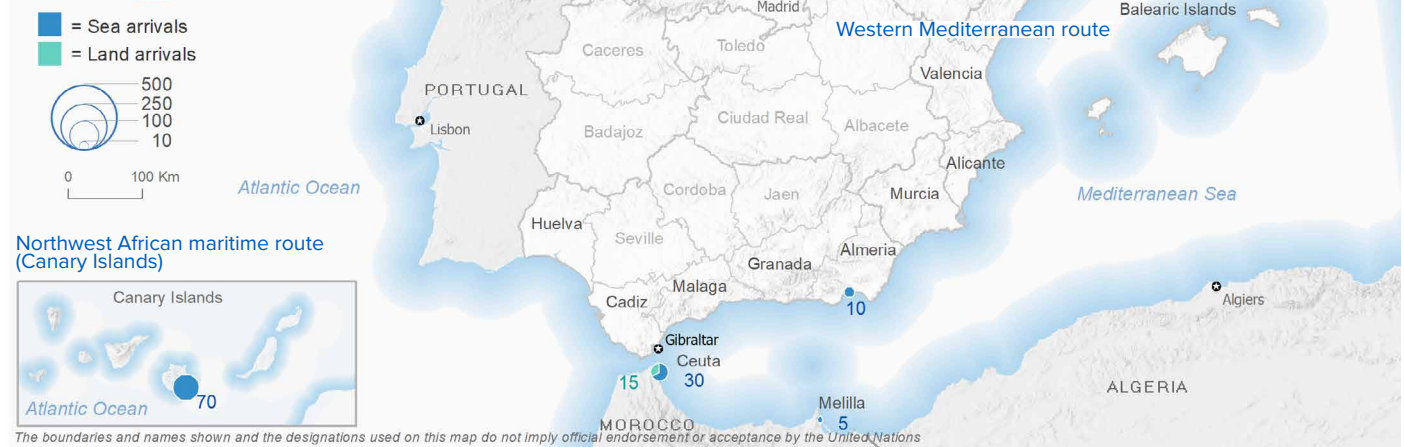


SPAIN Weekly snapshot - Week 12 (17 - 23 Mar 2025)

The charts below are based on figures from the Ministry of Interior and UNHCR estimates. All figures are provisional and subject to change

Refugees & migrants: sea and land arrivals in week 12¹



Arrivals in Spain

11,514
 Arrivals as of 23 Mar 2025²
-28%
 Dif. 2024

11,373
 Sea Arrivals²
 Dif. 2024: -28%

141
 Land Arrivals²
 Dif. 2024: +18%

131
 Arrivals Week 12¹
 Dif. last week: -84%
 Dif. 2024: -74%

Western Mediterranean

2,386
 Arrivals as of 23 Mar 2025²
-20%
 Dif. 2024

2,245
 Sea Arrivals²
 Dif. 2024: -22%

141
 Land Arrivals²
 Dif. 2024: +18%

62
 Arrivals Week 12¹
 Dif. last week: +59%
 Dif. 2024: -76%

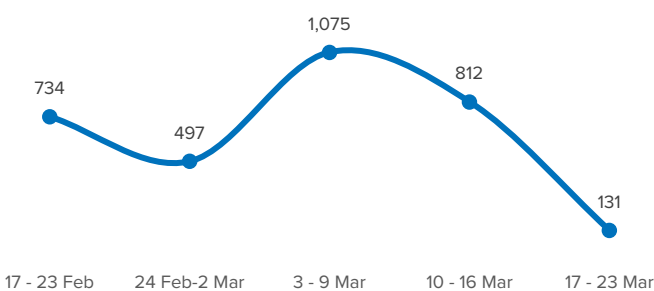
Northwest African maritime (Canary Islands)

9,128
 Arrivals as of 23 Mar 2025²
-30%
 Dif. 2024

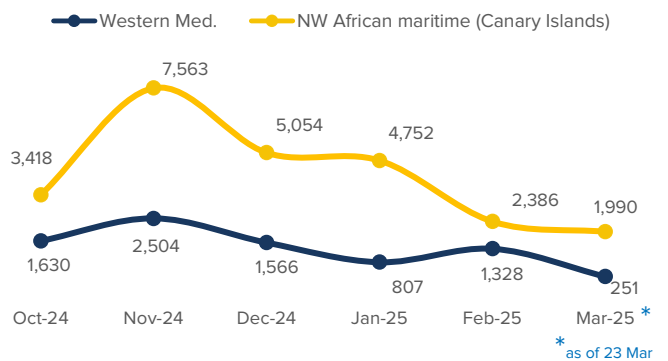
9,128
 Sea Arrivals²
 Dif. 2024: -30%

69
 Arrivals Week 12¹
 Dif. last week: -91%
 Dif. 2024: -73%

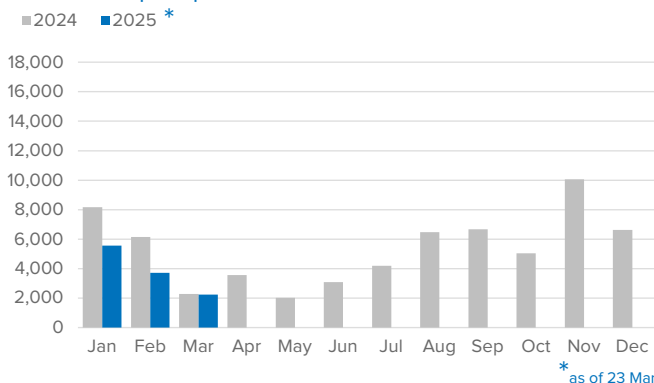
Arrivals in Spain during the last five weeks¹



Arrivals in Spain by route during the last six months²



Arrivals in Spain per month²



Arrivals in Spain per year²

