

Key figures

898,600

 total returns¹

120,800

UNHCR-assisted


55,500

deportations

44,900

5%

1,240

1%

14,100

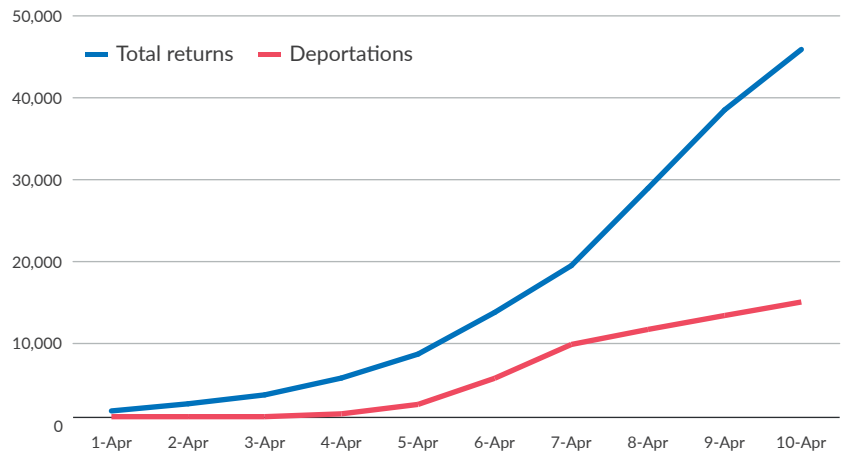
25%


 Out of the overall returns **50%** are female, of which **29%** are girls. **58%** are children.

Blue figures above correspond to the period of 15 Sep. 2023 to 10 April 2025, while the **navy figures** refer only to those who arrived from 1 April 2025 to 10 April 2025.

Total returns (cumulative since 1 April 2025)²

Number of people


Context

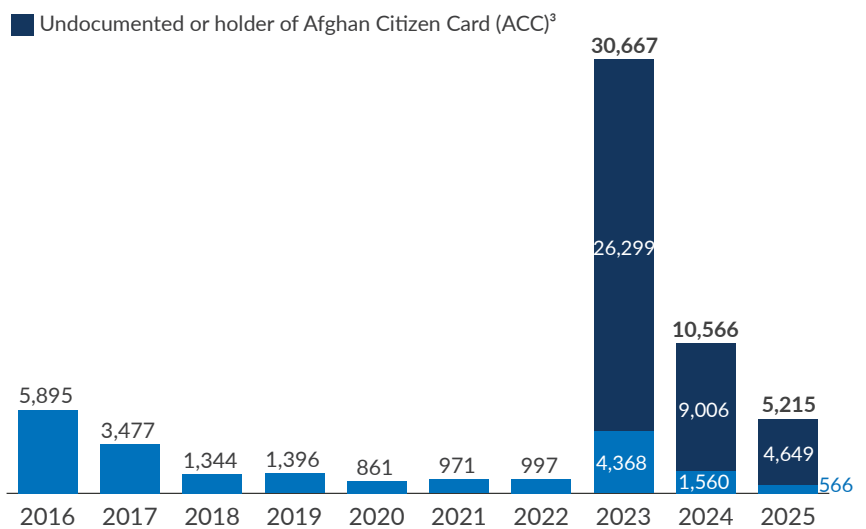
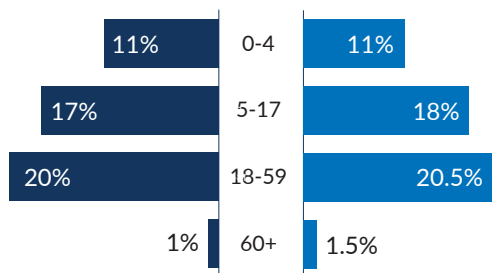
The Government of Pakistan publicly announced on 7 March 2025 the resumption of the "Illegal Foreigners Repatriation Plan" (IFRP) to include all Afghan Citizenship Card (ACC) holders who should voluntarily return to Afghanistan by 31 March 2025 or face deportation as of 1 April 2025.

Since of 1 April, **44,900 have returned**, out of which **14,100 were deported**. During the first ten days of April 2025 the deportation rate is higher (31%) than the first ten days of November 2023 (6%) which marked the start of the IFRP phase 1.

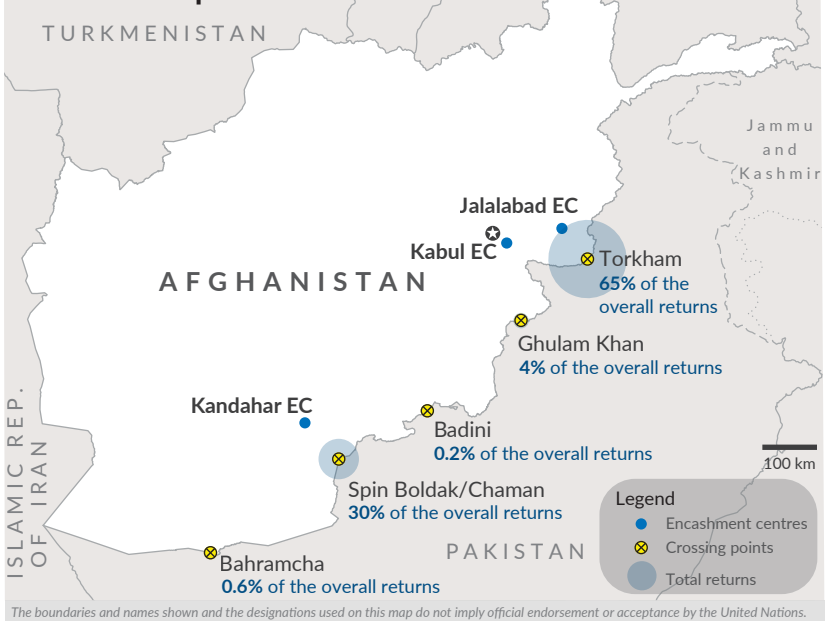
In the first five days of April, more arrests and detentions took place (1,655) than in any other month of 2025.

Afghan arrests and detentions in Pakistan (as of 5 Apr. 2025)

- Asylum seekers and holders of Proof of Registration (PoR)
- Undocumented or holder of Afghan Citizen Card (ACC)³


Returns assisted by UNHCR Afghanistan
78% of assisted the are **women & children**

 Out of those assisted **2.4%** have disabilities

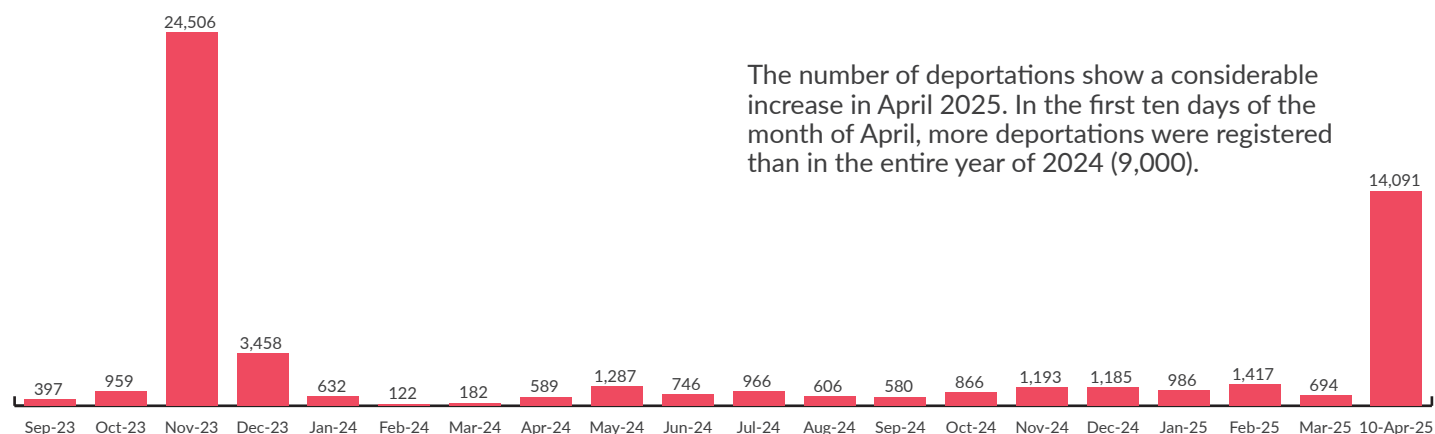
29% are **Female headed households**

71% are **Male headed households**
Situation map

¹ An umbrella term that includes all returns including deportations, assisted Voluntary Repatriation (VolRep) and other returns of Afghans of all statuses such as PoR cardholders, ACC holders, and the undocumented.

² Return figures from 5 April 2025 onwards may fluctuate till validation process is concluded.

³ Prior to 2023, there was no data collected on the arrest and detention of ACC holders or undocumented Afghan nationals.

Deportations since 15 September 2023 (as of 10 April 2025)



The number of deportations show a considerable increase in April 2025. In the first ten days of the month of April, more deportations were registered than in the entire year of 2024 (9,000).

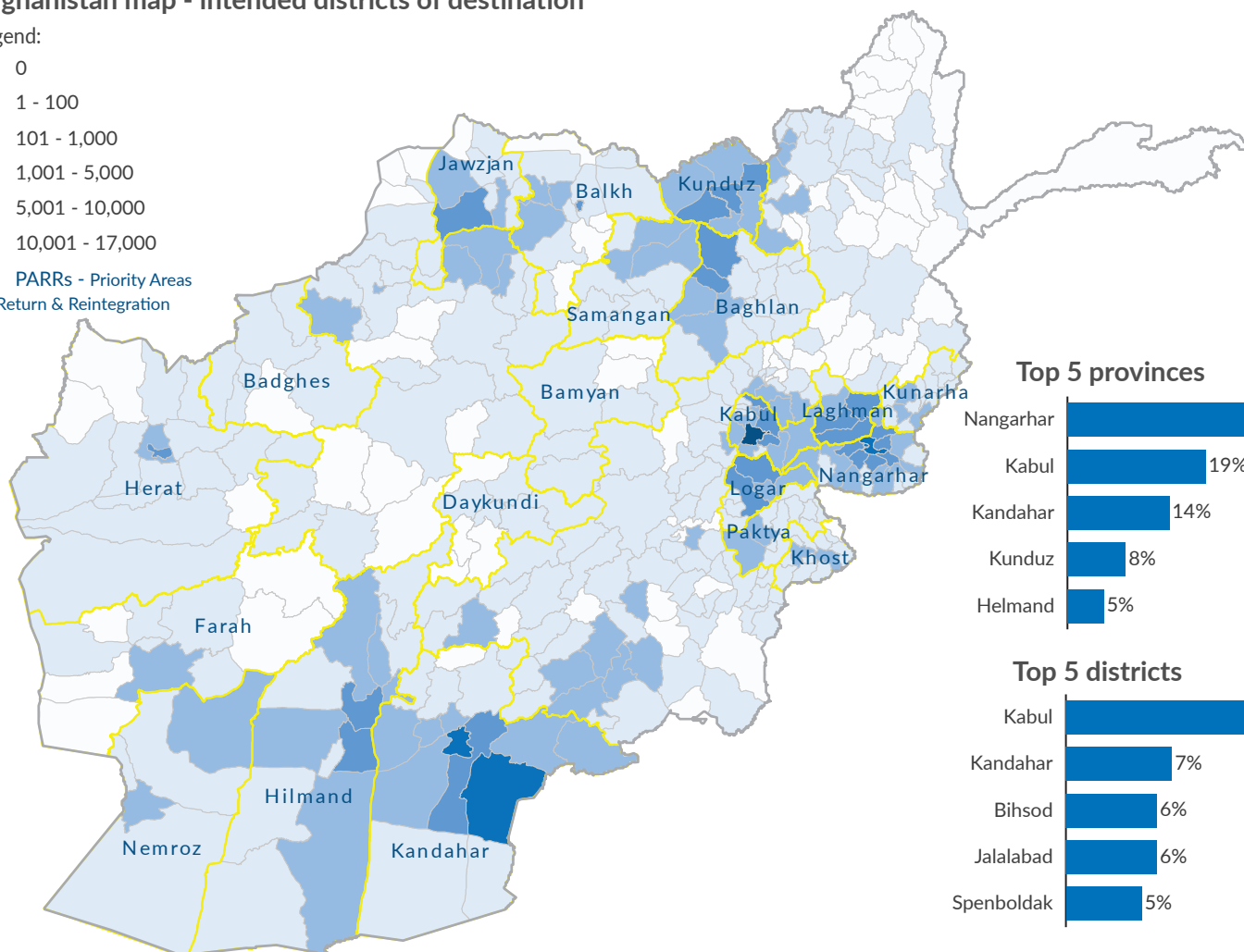

Returns assisted by UNHCR Afghanistan

In Afghanistan, UNHCR continued to biometrically process and provide cash assistance to PoR card holders and their nuclear family members, UNHCR slip holders, asylum seeker certificate holders and other Protection referrals. This support aimed to alleviate the difficulties faced by Afghan nationals who returned home hastily, and often largely unprepared due to the circumstances in Pakistan.

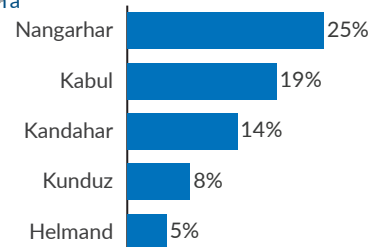
Since 15 September 2023, some 120,300 individuals returning from Pakistan have been provided with cash assistance in Kabul, Kandahar and Jalalabad encashment centres, including over 77,400 PoR cardholders. Out of the assisted, some 2.4% are individuals with disabilities and over 3,300 PoR card holders, UNHCR slip holders and Asylum certificate holders were deported.

Afghanistan map - intended districts of destination

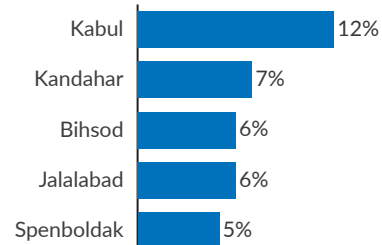
Legend:



Top 5 provinces

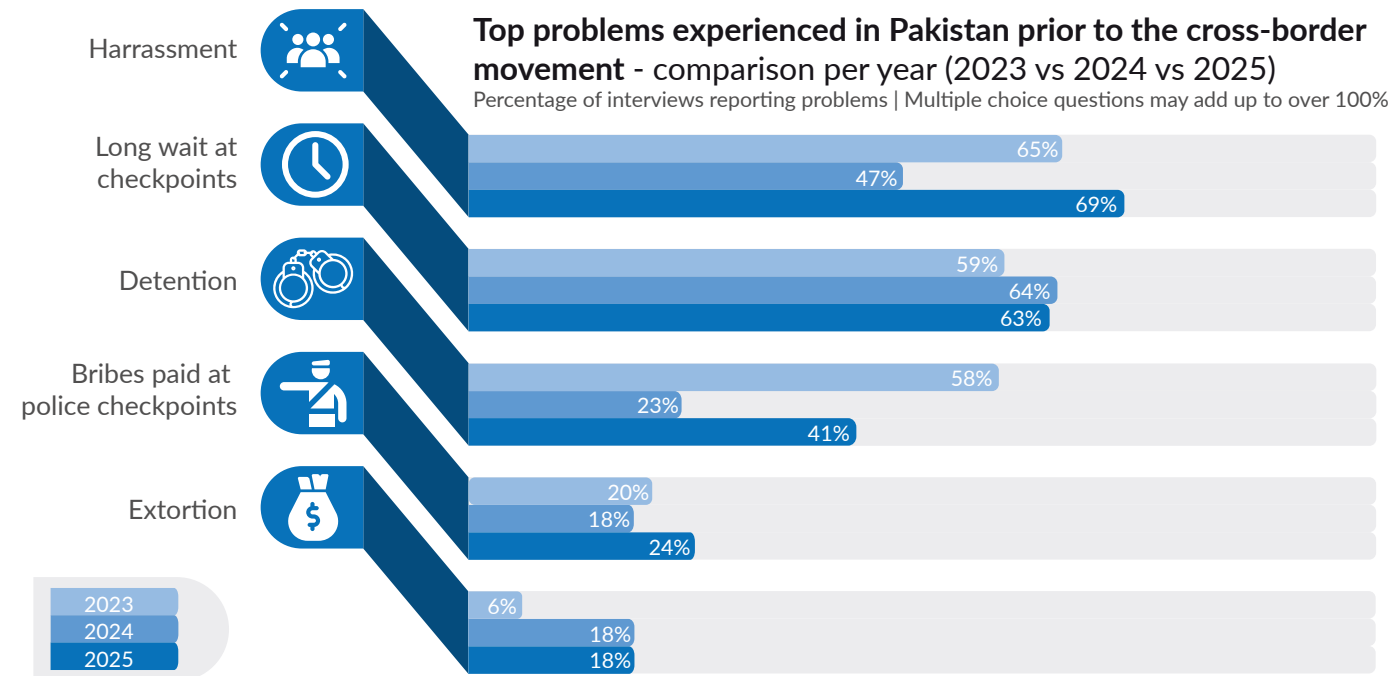


Top 5 districts



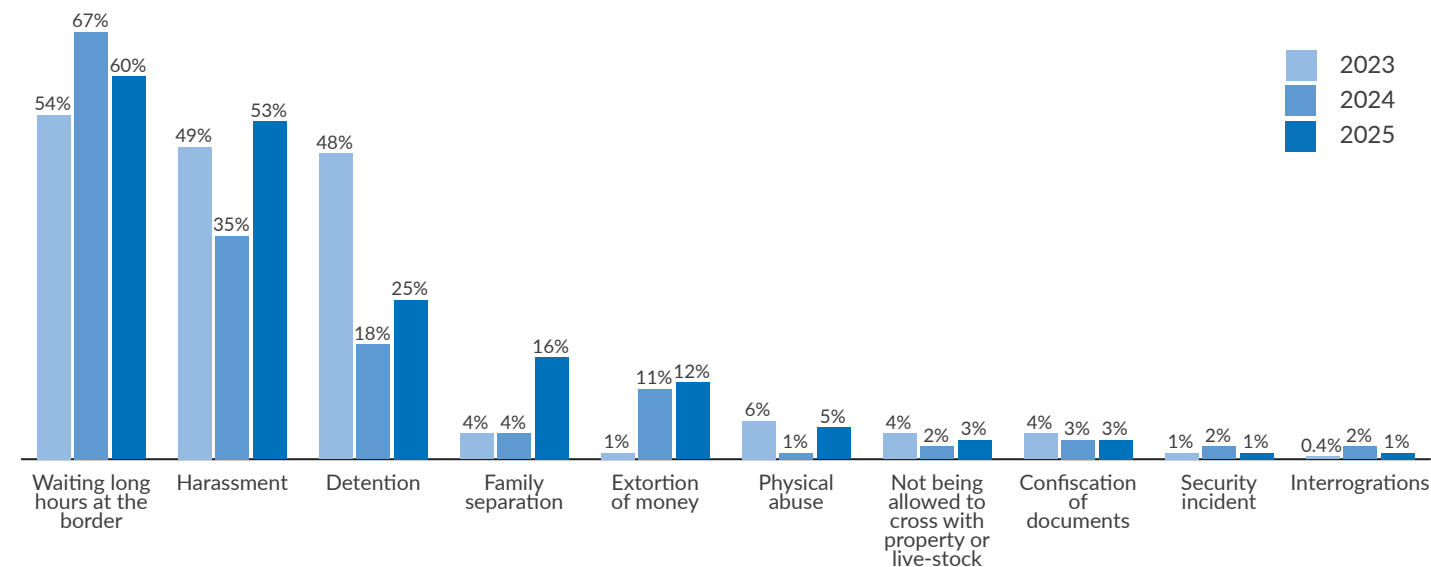
Border Protection Monitoring

UNHCR and its partner Wadan in Afghanistan have scaled up protection activities at the border. Daily presence consists of Border Protection monitoring through interviews with returnees including deportees in order to identify protection concerns and risks, as well as their intended areas of return in Afghanistan. Help desks have been set up to boost protection screening interviews, identification and referral of individuals to be assisted by UNHCR.



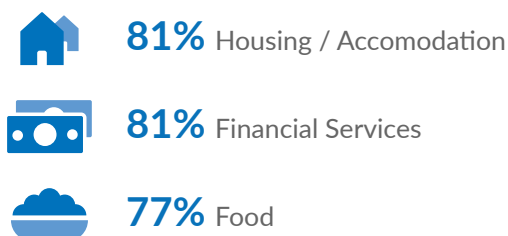
Problems experienced at the Pakistan border point

Percentage of interviews reporting problems | Multiple choice questions may add up to over 100%



Top 3 Needs upon arrival

Percentage of interviews | Multiple choice questions may add up to over 100%



Top 3 Protection services requested

Percentage of interviews | Multiple choice questions may add up to over 100%

