UNHCR The UN Refugee Agency | CORE

BURUNDI

Influx out of Eastern D.R. of Congo

as of 14 april 2025

Key figures

70,314
Estimated New Arrivals from DRC since Jan 2025
(Mixed population including asylum seekers, migrants, returnees, etc.)

2,753
Assisted Burundians Spontaneous Returnees

14,636
Relocated refugees

26,772
Registered Refugees Level 1

89 K
Refugees from DRC in Burundi prior Jan 2025

40,789
Not yet verified

Demographic

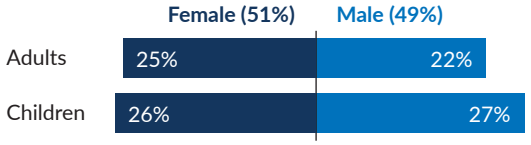

Context

Since January 2025, over 70,000 people arriving in Burundi from the Democratic Republic of Congo are in need of international refugee protection and humanitarian assistance. The refugees include rural and urban populations fleeing conflict from the DRC, and some returning Burundians. Most arrivals are from Uvira, Walungu, Bukavu, Saké, Minova, and Goma. In response, the Minister of the Interior has granted prima facie refugee status to those seeking protection since 2025.

Total new arrivals (cumulative since 3 Jan. 2025)

Number of people

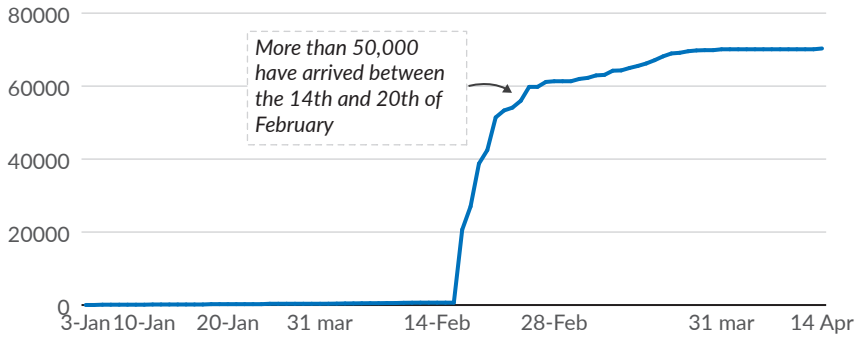

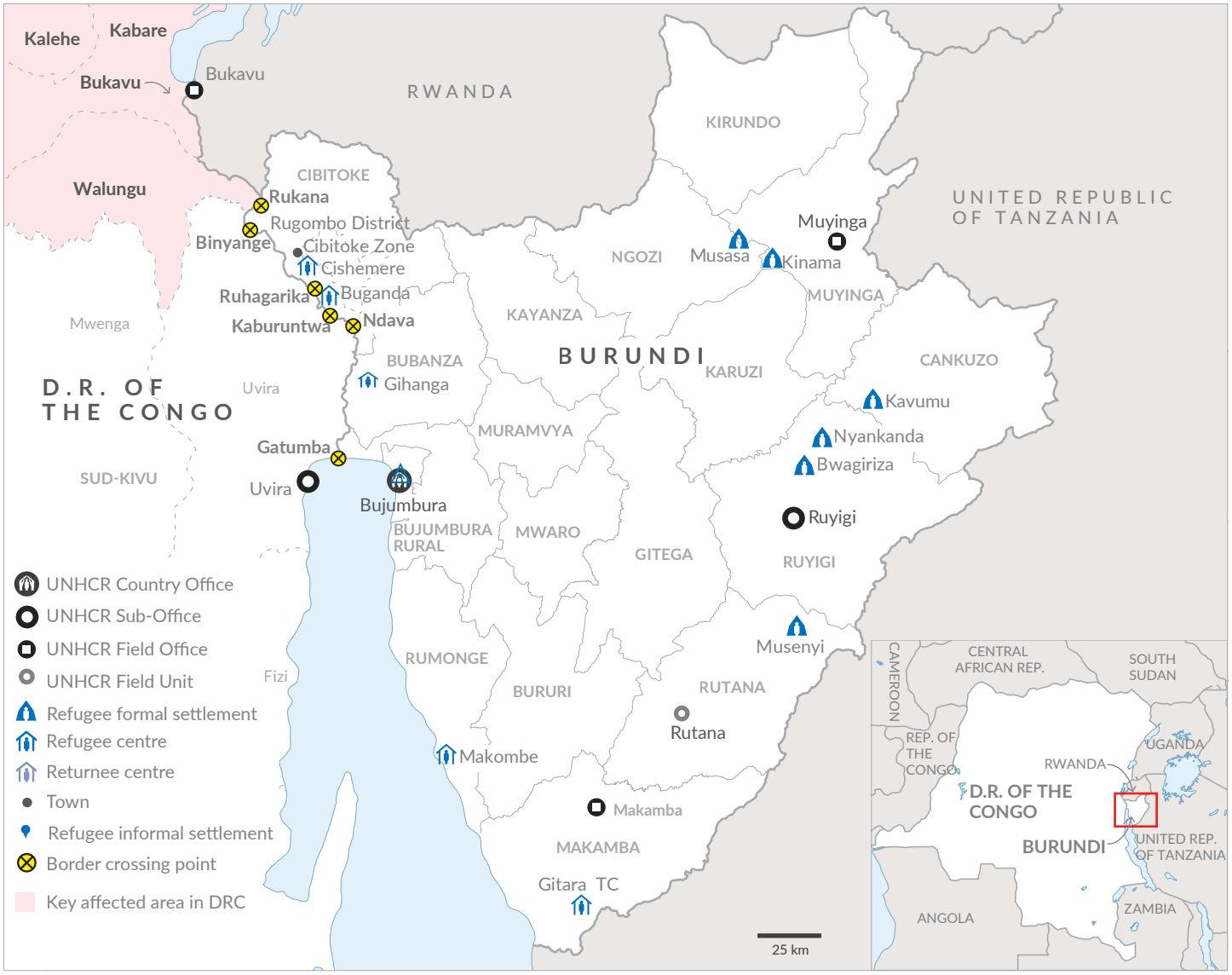

The boundaries and names shown and the designations used on this map do not imply official endorsement or acceptance by the United Nations.

Arrival & relocation

Border entry points

Rukana
Binyange
Ruhagarika
Kaburantwa
Ndava
Gatumba

Transit Centers/Locations

	Current population
Rugombo Commune	44,949
Cibitoke Zone	-
Gitara	2,243
Cishemere	441
Makombe	245
Gihanga	-

Protection

- Protection screening and counselling
- Level 1 Registration
- Protection & Border Monitoring
- Organized relocation
- Community engagement, outreach and feedback
- Protection desks
- Assistance to person with specific needs

Refugee Camps / Settlements

	New Arrivals	Current population
Musenyi	12,384	15,420
Nyankanda	8	11,975
Bwagiriza	1	9,457
Kavumu	0	18,847
Kinama	0	6,910
Musasa	0	8,434

Key sectorial indicator (border transit locations: Cishemere, Musenyi)

Individuals with SPN Identified	186	668
Global Acute Malnutrition (kids 6-59 month)	1%	2%
Children received a measles containing vaccine	205	645
Individuals supported with access to water and sanitation services	391	14,307
UASC identified/ Referred/ Assisted	101	623
Global Acute Malnutrition (pregnant women)	1%	1%
Average litres of potable water available per person per day	20	30
Emergency Latrines (Communal)	12	220
Consultations provided for health care services	1,800	429
Persons receiving food assistance (in-kind or cash assistance)	391	14,882
GBV survivors who received specialized case management services	100%	100%
Individuals received GBV information	0	0

3 W (border transit locations)

Coordination	DGRRR, ONPRA, UNHCR	3
Food	AIRD, CARITAS, NGO RCF, SAD, WFP	5
Health/ Nutrtion	AFM/MWA, Concern, Global Health, Health District, HNTPO, PRONIANUT, Midwives in Action Association, MSF, UNHCR, UNICEF, WHO, Women's Solidarity	12
Logistic	AIRD, COPED, IRC, OIM, UNHCR	5
Livelihood	FVS, World Vision International	2
NFI/Shelter	Burundi Red Cross, COPED, UNHCR, UNICEF	4
Protection	ACPDH, AIRD, Burundi Red Cross, CGM, DGRRR, Finbank, JRS, Local volunteers, ONPRA, SAD, Save the Children, SCI, Spring Communities, Terre des Hommes, UNFPA, UNHCR, UNICEF, World Vision International	18
Reintegration for Returnees	DGRRR, IOM, UNHCR	3
Security	Burundian National Police	1
WASH	Burundi Red Cross, COPED, Fondation Stamm, MSF, UNICEF, World Vision International	6

The boundaries and names shown and the designations used on this map do not imply official endorsement or acceptance by the United Nations.