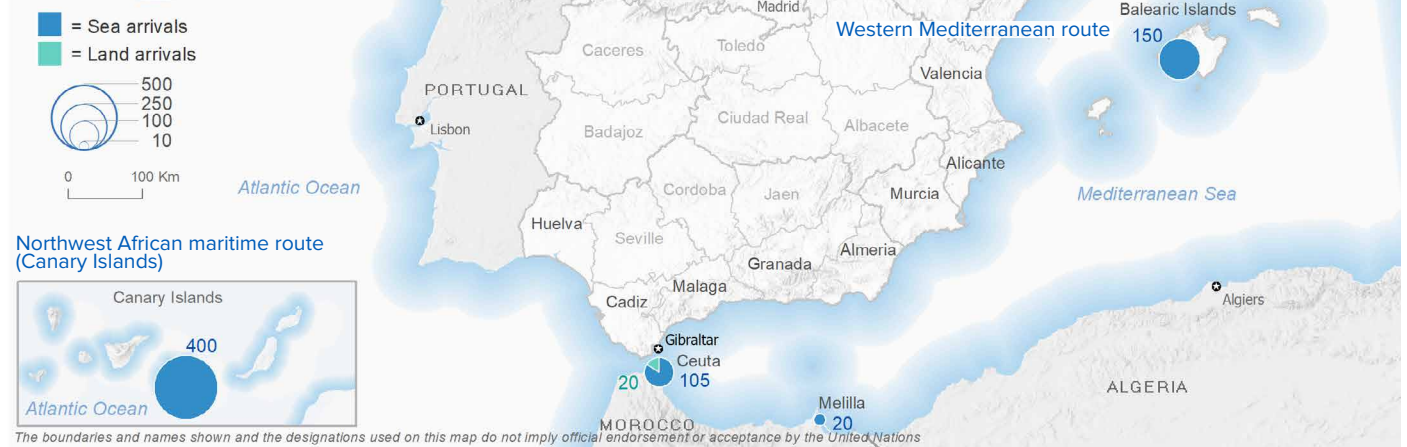


# SPAIN Weekly snapshot - Week 15 (7 - 13 Apr 2025)

The charts below are based on figures from the Ministry of Interior and UNHCR estimates. All figures are provisional and subject to change

## Refugees & migrants: sea and land arrivals in week 15<sup>1</sup>



### Arrivals in Spain

**13,521**  
 Arrivals as of 13 Apr 2025<sup>2</sup>  
**-25%**  
 Dif. 2024

**13,339**  
 Sea Arrivals<sup>2</sup>  
 Dif. 2024: -26%

**182**  
 Land Arrivals<sup>2</sup>  
 Dif. 2024: +26%

**699**  
 Arrivals Week 15<sup>1</sup>  
 Dif. last week: -22%  
 Dif. 2024: -16%

### Western Mediterranean

**3,129**  
 Arrivals as of 13 Apr 2025<sup>2</sup>  
**-13%**  
 Dif. 2024

**2,947**  
 Sea Arrivals<sup>2</sup>  
 Dif. 2024: -15%

**182**  
 Land Arrivals<sup>2</sup>  
 Dif. 2024: +26%

**296**  
 Arrivals Week 15<sup>1</sup>  
 Dif. last week: +370%  
 Dif. 2024: +63%

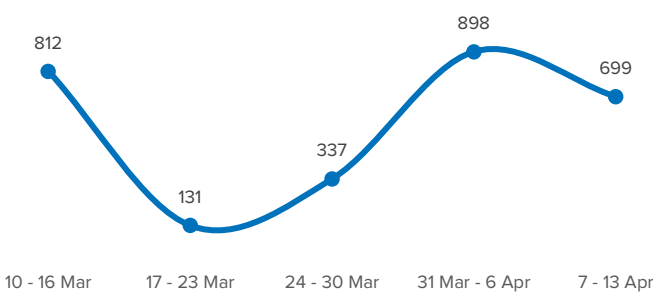
### Northwest African maritime (Canary Islands)

**10,392**  
 Arrivals as of 13 Apr 2025<sup>2</sup>  
**-28%**  
 Dif. 2024

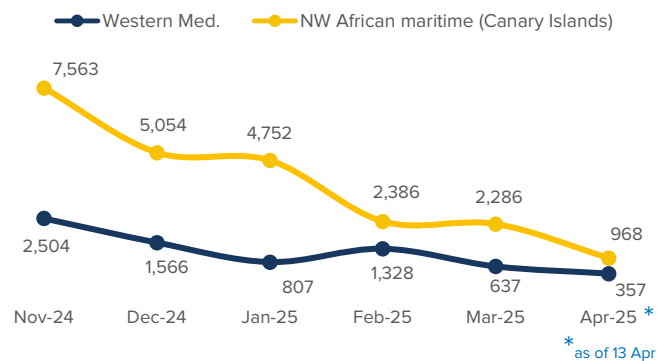
**10,392**  
 Sea Arrivals<sup>2</sup>  
 Dif. 2024: -28%

**403**  
 Arrivals Week 15<sup>1</sup>  
 Dif. last week: -52%  
 Dif. 2024: -38%

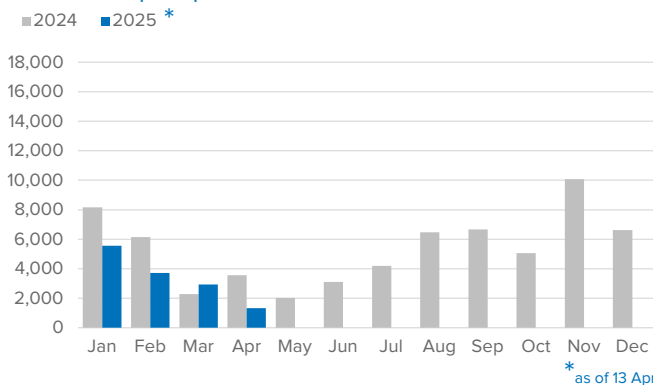
## Arrivals in Spain during the last five weeks<sup>1</sup>



## Arrivals in Spain by route during the last six months<sup>2</sup>



## Arrivals in Spain per month<sup>2</sup>



## Arrivals in Spain per year<sup>2</sup>

