



ARREST AND DETENTION FLOW MONITORING (15 September 2023 – 19 April 2025)

INTRODUCTION

In response to the Ministry of Interior's (MoI) decision of 26 September 2023 to enact an "Illegal Foreigners' Repatriation Plan", UNHCR, the UN Refugee Agency and IOM, the UN Migration Agency, have collated their data on the arrest, detention, and deportation of Proof of Registration (PoR) holders, Afghan Citizen Card (ACC) holders, and undocumented Afghan nationals as well as on the outflows of Afghan nationals at the Torkham, Ghulam Khan, Chaman, Badini and Bahramcha border crossing points, to better understand the protection environment and movements of Afghan nationals returning to Afghanistan from Pakistan.

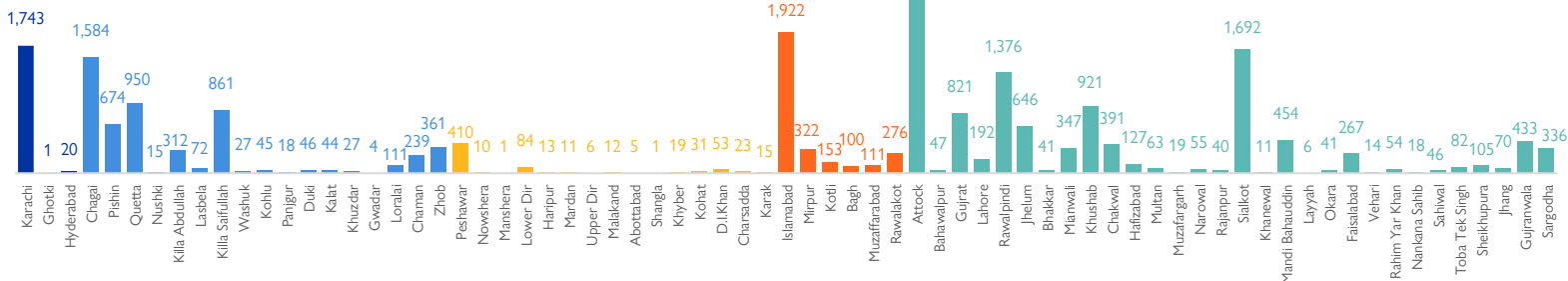
From January – February 2025, the Government of Pakistan (GoP) issued a directive, requiring Afghan nationals in Pakistan to relocate from Islamabad Capital Territory (ICT) and Rawalpindi, or else face deportation. In response, on 5 February 2025, UNHCR and IOM issued a [joint press statement](#). This was followed by announcements of the imminent implementation of a second phase of the "IFRP", targeting ACC holders in addition to undocumented Afghans to return to Afghanistan. These decisions have resulted in an uptick in arrests, detentions and deportations of Afghan nationals, particularly since April 2025.

KEY FINDINGS AND LIMITATIONS

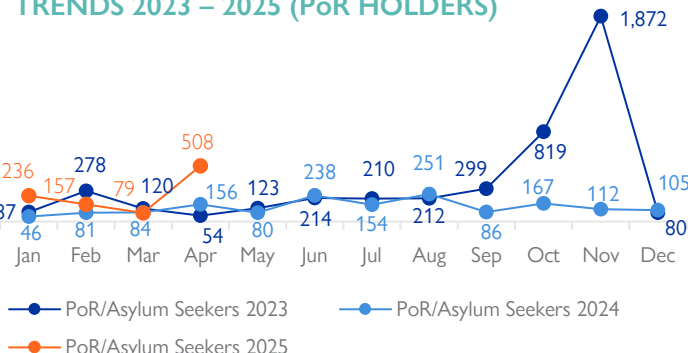
Prior to 2023, there was no data collected on the arrest and detention of ACC holders or undocumented Afghan nationals. Since January 2023, IOM has started to collect this data, which should be considered indicative at this point. The figures, particularly of undocumented Afghan nationals, should be considered underreported.

- During the reporting period (13 to 19 April), a total of 5,794 Afghan nationals were arrested and detained, marking a 49% decrease compared to the previous week.
- Out of all arrests and detentions during the reporting period, ACC holders and undocumented Afghans represented 97% of the total rate of arrest and detentions.
- During the reporting period (13 to 19 April), 39% of the total arrests and detentions took place in Balochistan, 30% took place in Punjab, and 14% took place in Sindh.
- Across Pakistan, the top three districts for arrest and detention between 1 January and 19 April 2025 are Attock (Punjab), Islamabad Capital Territory, and Karachi (Sindh).

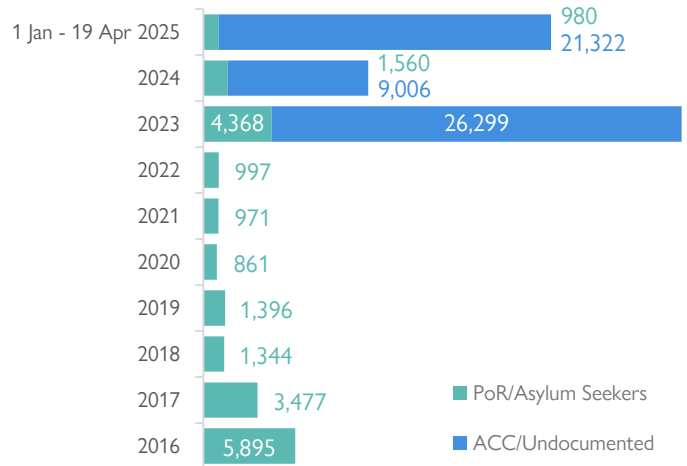
NO. OF ARRESTS BY DISTRICTS (1 January – 19 April 2025)



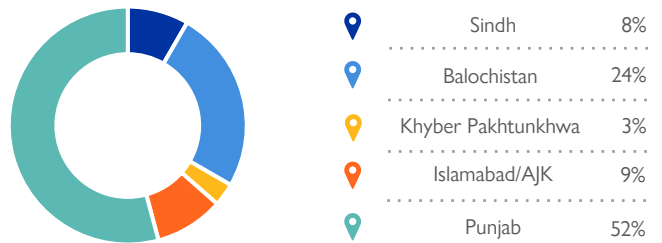
MONTHLY ARRESTS AND DETENTION TRENDS 2023 – 2025 (PoR HOLDERS)



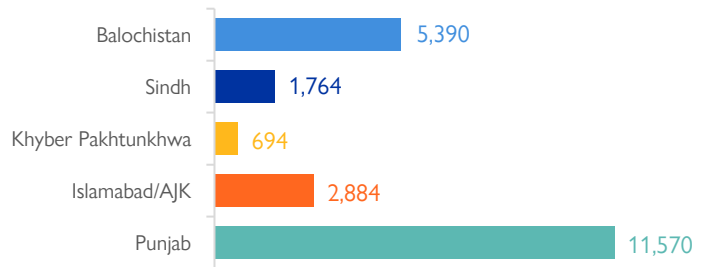
ARREST AND DETENTION BY YEARS



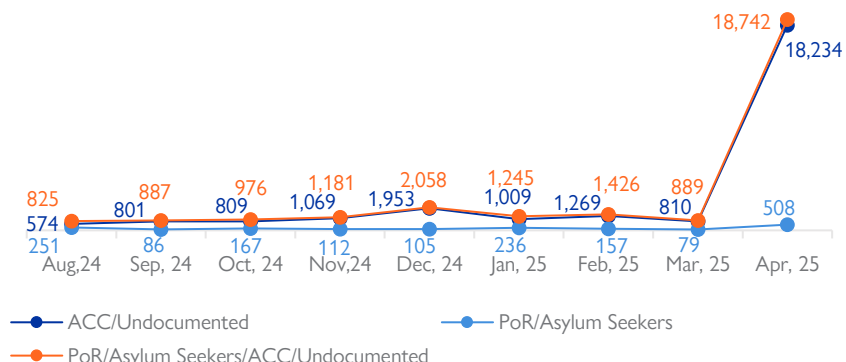
% OF ARRESTS BY LOCATION (1 January – 19 April 2025)



NO. OF ARRESTS BY PROVINCE (1 January – 19 April 2025)



MONTHLY ARRESTS AND DETENTION ANALYSIS 2024 – 2025





IOM border monitor conducting an interview at Torkham border. [IOM Pakistan 2025]

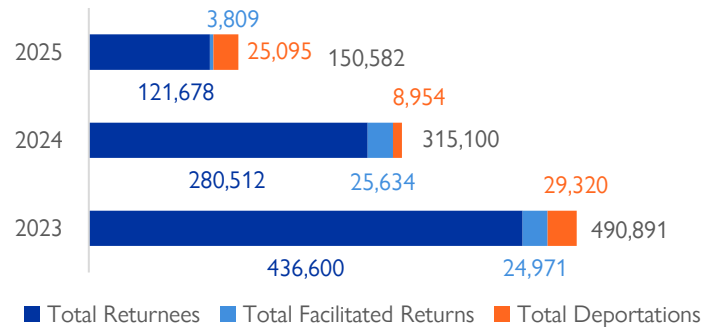
KEY FINDINGS

- Cumulatively, from 15 September 2023 to 19 April 2025, 956,573 individuals have returned.
- During the period 13 – 19 April 2025, UNHCR and IOM's Displacement Tracking Matrix (DTM) estimate 39,384 Afghans returned through the Torkham, Ghulam Khan (located in Khyber Pakhtunkhwa), Chaman, Badini and Bahramcha (located in Balochistan) border crossing points to Afghanistan.
- The number of returns in the last week (13 – 19 April; 39,384) decreased by 29% as compared to returns in the week prior to that (6 – 12 April: 55,426). Daily returns are also decreasing, but are still significant and well above the average prior to April.
- Deportations have also decreased from a daily average of 1,400 deportations last week (6 – 12 April) to around 800 in this week. (13 – 19 April).
- For the returns from 13 – 19 April 2025, most of the returnees were undocumented (71%), followed by ACC holders (22%), and PoR holders (7%). Majority of the PoR returns are facilitated by UNHCR.
- Since the beginning of April, fear of arrest is the most common reason to return among undocumented/ACC holders (90%) and PoR holders (64%).
- During the same time period, returnees were most likely to return from Rawalpindi (14%), Karachi Central (13%) and Islamabad (10%) in Pakistan and intend to go to Nangarhar (21%), Kabul (19%) and Kunduz (15%) in Afghanistan.

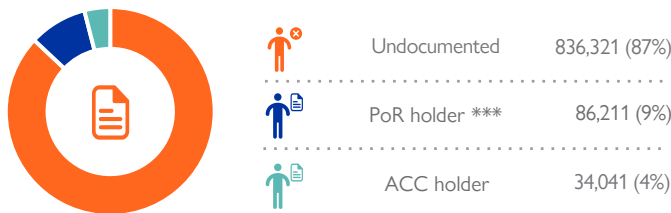
CUMULATIVE – 2023, 2024 AND 2025



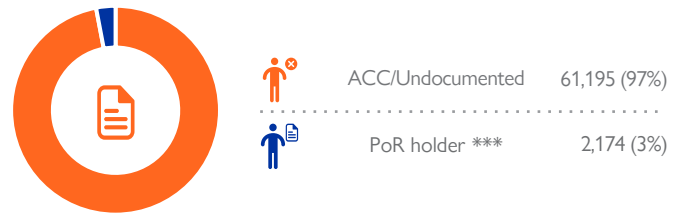
Period	Total Number of Returns	Total Returnees	Total Facilitated Returnees	Total Deportees
15 Sep – 31 Dec 2023	490,891	436,600	24,971	29,320
1 Jan – 31 Dec 2024	315,100	280,512	25,634	8,954
1 Jan – 19 Apr 2025	150,582	121,678	3,809	25,095
Total	956,573	838,790	54,414	63,369



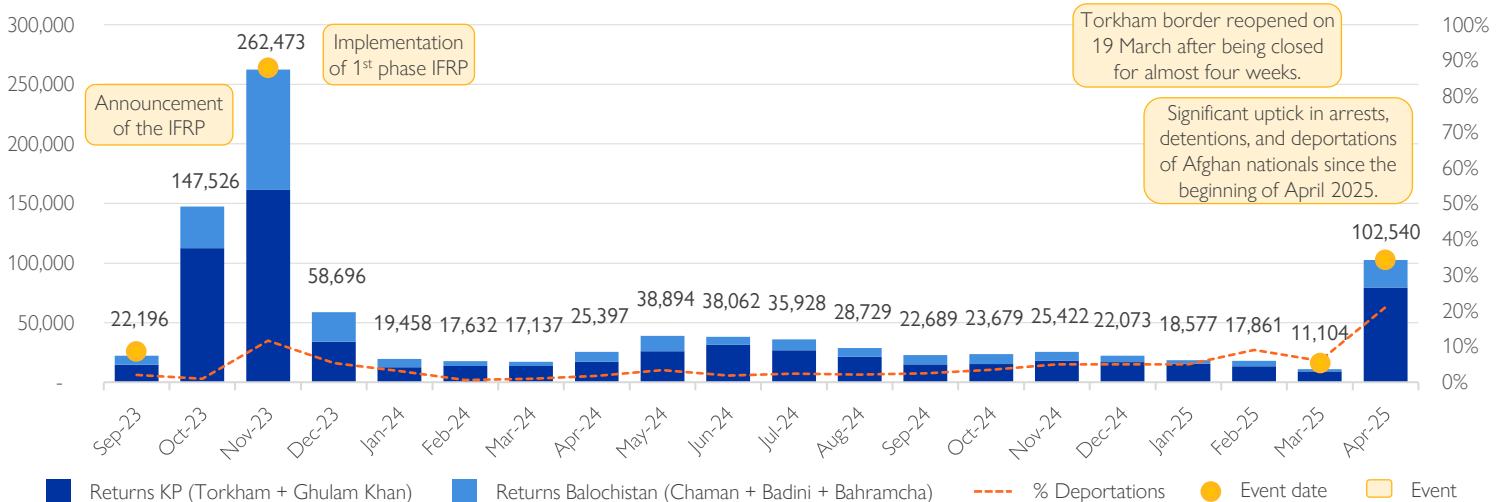
DOCUMENTATION – TOTAL NUMBER OF RETURNEEES



DOCUMENTATION – TOTAL DEPORTEES



TOTAL RETURNS AND % DEPORTATIONS | 15 SEPTEMBER 2023 – 19 APRIL 2025



*This number includes returnees who received post-arrival assistance by the IOM-led Border Consortium in Afghanistan at Torkham and Spin Boldak border crossing points. For more information and access to the consortium dashboard, visit [this link](#). Returnees assisted by the Border Consortium only include undocumented individuals and ACC holders but not individuals with other statuses such as PoR returnees, Voluntary Repatriation Form (VRF) holders, UNHCR slip holders, asylum-seeker certificate holders, and their undocumented family members.

**The number refers to facilitated PoR returns through VRCs who crossed the border during the reporting period.

*** This figure refers to PoR holders based on interviews conducted with returnees in Afghanistan.

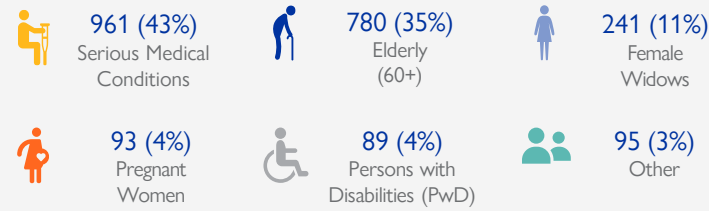


ARREST AND DETENTION FLOW MONITORING (1 – 19 April 2025)

This section only applies to ACC holders and undocumented Afghans

TYPE OF VULNERABILITY (As of 1 April 2025)

(Expressed as a percentage of the total numbers of vulnerable persons)

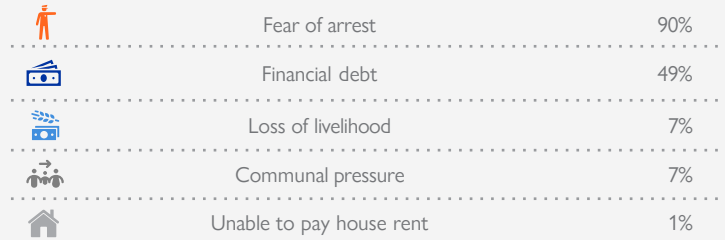


AGE AND GENDER (As of 1 April 2025)

Female		Male
49.7%		50.3%
17,400		17,611
(11.0%) 3,855	0 – 4	3,316 (9.5%)
(17.3%) 6,043	5 – 17	6,706 (19.1%)
(20.2%) 7,088	18 – 59	7,019 (20.1%)
(1.2%) 414	60+	570 (1.6%)

TOP 5 REASONS FOR LEAVING PAKISTAN (As of 1 April 2025)

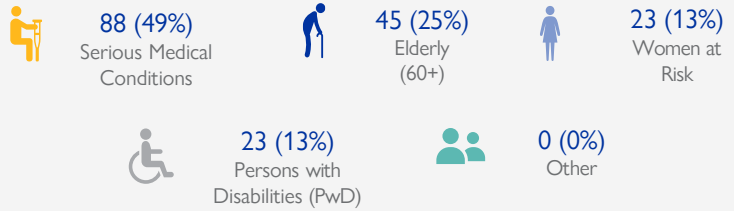
(Multiple answers can exceed 100%, N = 4,762)



This section only applies to PoR holders

TYPE OF VULNERABILITY (As of 1 April 2025)

(Expressed as a percentage of the total numbers of vulnerable persons)

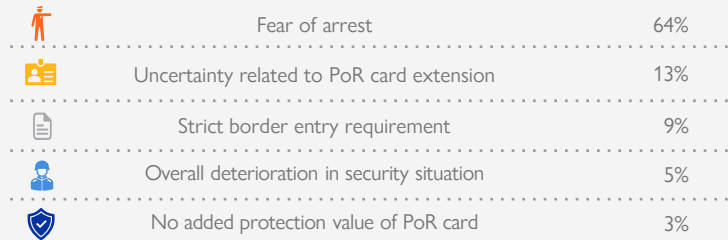


AGE AND GENDER (As of 1 April 2025)

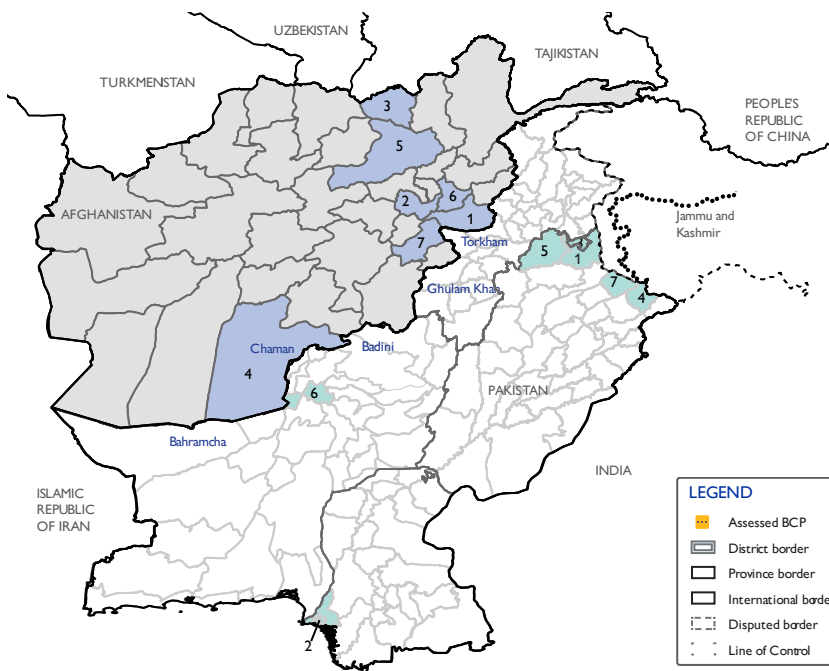
Female		Male
49.0%		51.0%
1,508		1,572
(9.3%) 287	0 – 4	272 (8.8%)
(19.5%) 601	5 – 17	624 (20.3%)
(19.1%) 588	18 – 59	623 (20.2%)
(1.1%) 32	60+	53 (1.7%)

TOP 5 REASONS FOR LEAVING PAKISTAN (As of 1 April 2025)

(Multiple answers can exceed 100%, N = 322)



DISTRICT OF ORIGIN IN PAKISTAN AND PROVINCE OF DESTINATION IN AFGHANISTAN (As of 1 April 2025)



DISTRICT OF ORIGIN (TOP 7)

1. Rawalpindi	14%
2. Karachi Central	13%
3. Islamabad	10%
4. Sialkot	6%
5. Attock	6%
6. Quetta	6%
7. Gujrat	5%

PROVINCE OF DESTINATION (TOP 7)

1. Nangarhar	21%
2. Kabul	19%
3. Kunduz	15%
4. Kandahar	10%
5. Baghlan	7%
6. Laghman	4%
7. Paktya	4%

Disclaimer:

Dotted line represents approximately the line of control in Jammu and Kashmir agreed upon by India and Pakistan. The final status of Jammu and Kashmir has not yet been agreed upon by the parties. The designations employed and the presentation of material on this map do not imply the expression of any opinion whatsoever on the part of IOM or United Nations concerning the legal status of any country, territory, city or area or of its authorities, or concerning the delimitation of its frontiers or boundaries. This document was produced jointly by IOM and UNHCR. The opinions expressed in the report are those of the authors and do not necessarily reflect the views of IOM or UNHCR. The designations employed and the presentation of material throughout the report do not imply the expression of any opinion whatsoever concerning the legal status of any country, territory, city or area, or of its authorities, or concerning its frontiers or boundaries.