Izmir AoR Protection Sector Achievements - 2025

as of April 2025

Inter-Agency Coordination Türkiye

# of Beneficiaries by Location

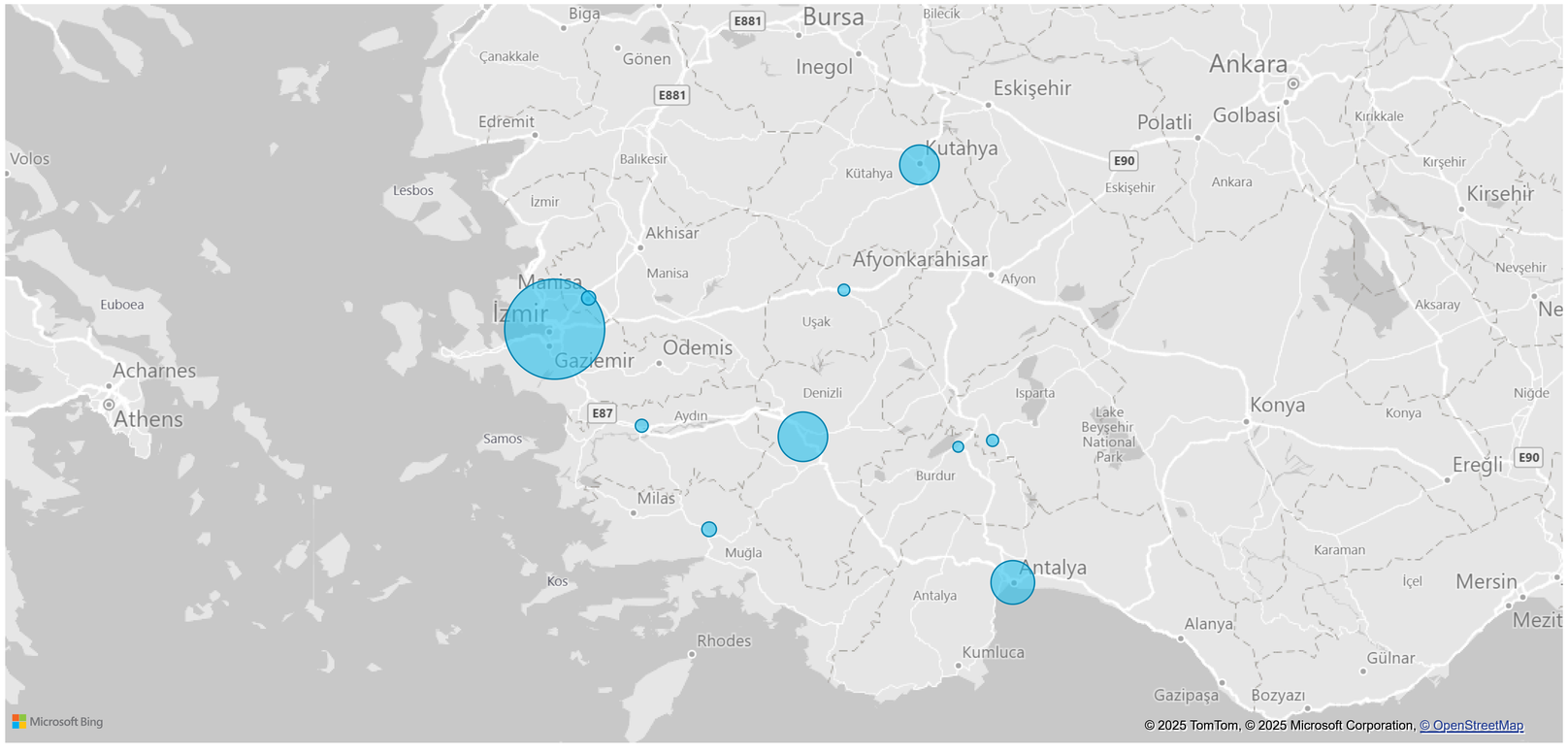

Individuals benefitting protection Services by Month

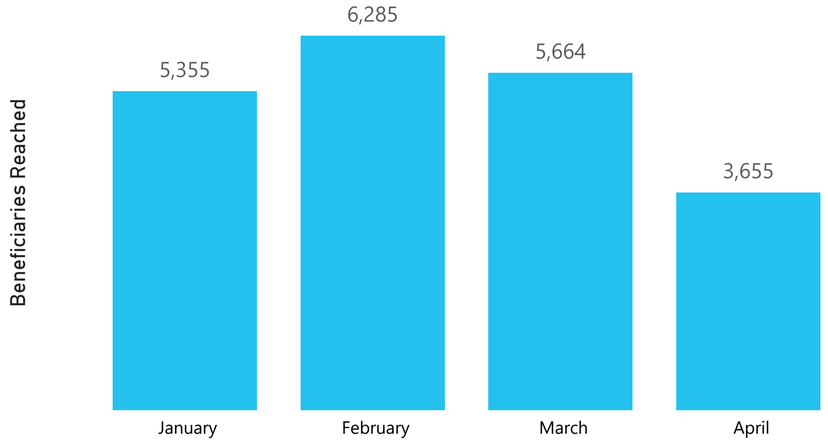

Location

All

Breakdown of Beneficiaries by Gender

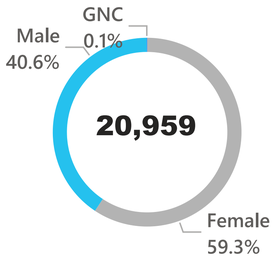

Breakdown of Beneficiaries by Nationality*

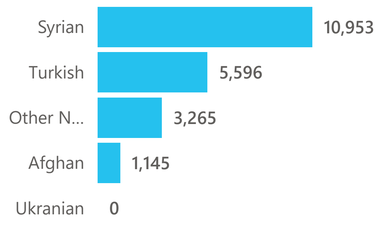

Appeal

All

EQ Response Activity

All

Nationality

All

9,175
Number of individuals benefitting from protection activities

5,611
Number of individuals with specific needs/vulnerabilities assessed and identified with protection n

3,312
Number referrals (of individuals with protection needs) to specialized/multisectoral services

230
# of individual GBV survivors provided with GBV specific response services

804
# of individual GBV survivors and those at risk assessed

548
Number of individuals receiving cash/in-kind assistance to meet their protection needs

18
# of children assessed for protection needs

32
# of children participating in structured, sustained child protection or psycho-social support progr

1,876
# of individuals provided with individual legal support

147
# of individuals trained on international protection, rights, services and available assistance

Reporting Agencies

ASAM	HRDF	ICMPD	STL	TRC	UNFPA	UNHCR	YSF

Supporting Agencies

ICMPD	UNFPA	UNHCR	UNICEF

Source: PWG, ActivityInfo *Feedback: IMTurkey@unhcr.org*

**The number of beneficiaries reached is calculated by summing indicators selected by the sectors; there may be duplications.*

Izmir AoR Protection Sector Achievements - 2025

as of April 2025

Inter-Agency Coordination Türkiye

Number of individuals with specific needs/vulnerabilities assessed and identified with protection needs

3,662

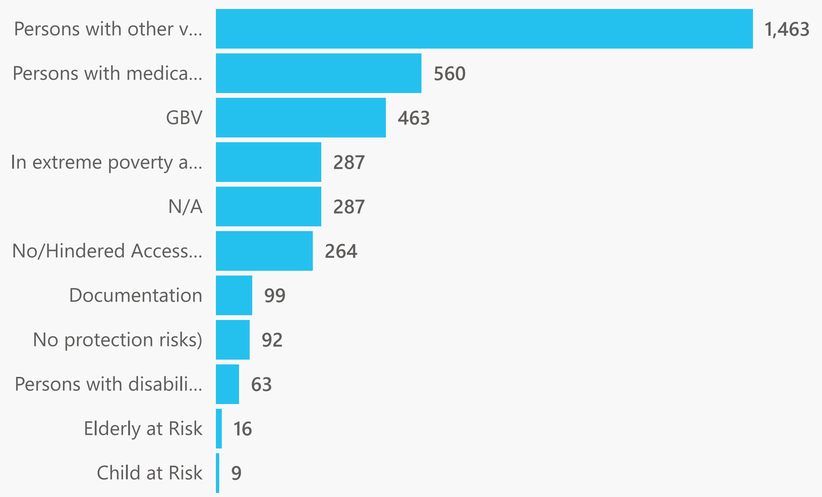

Number of Individuals Trained

70

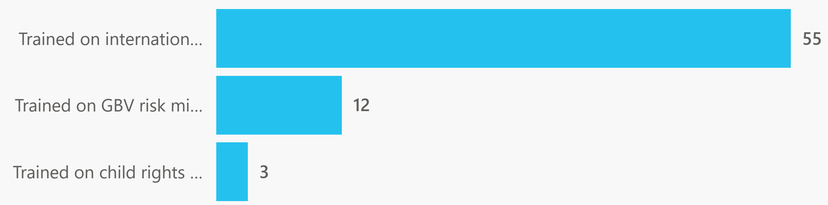



Number of Individuals Reached with Information Dissemination or Awareness Raising

1,120

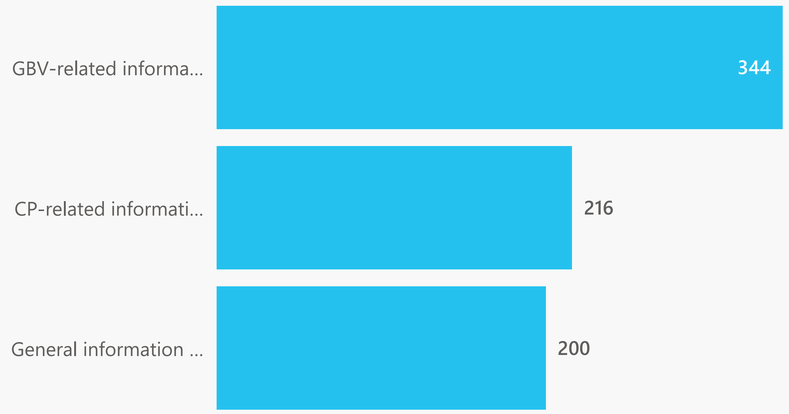

Location: All

Appeal: All

Nationality: All

EQ Response Activity: All

Individuals benefitting protection Services by Month



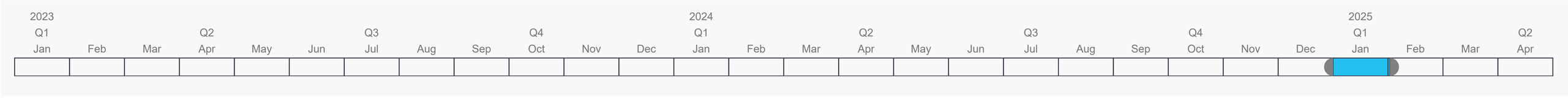

Reporting Agencies

ASAM | HRDF | STL | TRC | UNFPA | UNHCR | YSF

Supporting Agencies

UNFPA | UNHCR | UNICEF

Source: PWG, ActivityInfo **Feedback**: *IMTurkey@unhcr.org*

**The number of beneficiaries reached is calculated by summing indicators selected by the sectors; there may be duplications.*

Izmir AoR Protection Sector Achievements - 2025

as of April 2025

Inter-Agency Coordination Türkiye

Location	Appeal	EQ Response Activity	Nationality
All	3RP	All	All

Indicator Family	January	February	March	April	**Total**
1.1.1 # of individuals trained on international protection, rights, services and available assistance	55				**55**
1.4.1 # of refugees/vulnerable host community members provided with individual legal support (legal aid and counsel)	593	527	442	314	**1,876**
2.1.1 # of individuals benefitting from protection activities	2,560	3,319	2,125	1,171	**9,175**
2.1.2 # of individuals with specific needs/vulnerabilities assessed and identified with protection needs	1,731	1,374	952	732	**4,789**
2.1.3 # referrals (of individuals with protection needs) to specialized/multisectoral services	868	1,151	846	447	**3,312**
2.1.4 # of individuals receiving cash/in-kind assistance to meet their protection needs	294	128	96	30	**548**
2.1.5 # of individual receiving psycho-social support	104	127	97	25	**353**
2.2.1 # of individuals reached through information campaigns and awareness-raising on rights, entitlements, services, assistance including as related to return procedures and conditions	107	93	164		**364**
2.3.1 # of individuals engaged in sustained and structured mobilization efforts and empowerment programmes	10	5	8		**23**
2.5.2 # of refugee and host community members participating in structured and sustained programmes specific to social cohesion	1,766	1,844	2,031	2,110	**7,751**
3.1.1 # of individual Gender-Based Violence (GBV) survivors and those at risk assessed	269	194	196	5	**664**
3.1.2 # of individual GBV survivors provided with GBV specific response services	61	75	63	31	**230**
3.1.3 # of individual GBV survivors referred to multi-sectoral GBV specific response services	14	37	71	10	**132**
3.2.1 # of individuals reached through GBV-related information campaigns and activities to raise public awareness on rights, entitlements and assistance for prevention, mitigation and response to GBV	110	234	217	14	**575**
4.1.1 # of children assessed for protection risks	9	7	12	8	**36**
4.1.2 # of children identified to be at risk		7	6	6	**19**
4.1.3 # of children referred to specialised/multi-sectoral services	182	184	496	74	**936**
4.2.1 # of children participating in structured and sustained community based child protection programmes	10	5	1		**16**
4.2.2 # of children participating in structured, sustained child protection or psycho-social support programmes (individuals and in groups)		4	11	17	**32**
4.2.3 # of individuals reached with positive parenting programmes	27	189		6	**222**
4.2.4 # of individuals reached through information campaigns and awareness-raising initiatives on child rights and protection	137	79	679	40	**935**
4.3.1 # of individuals reached with technical capacity development initiatives (including trainings) on child rights and protection	1	2			**3**
Total	**8,908**	**9,585**	**8,513**	**5,040**	**32,046**

Reporting Agencies

ASAM | HRDF | STL | TRC | UNFPA | UNHCR | YSF

Supporting Agencies

UNFPA | UNHCR | UNICEF

Source: PWG, ActivityInfo ***Feedback****: IMTurkey@unhcr.org*

**The number of beneficiaries reached is calculated by summing indicators selected by the sectors; there may be duplications.*

Izmir AoR CP Sub-Sector Achievements - 2025

as of April 2025

Inter-Agency Coordination Türkiye

# of Beneficiaries by Location

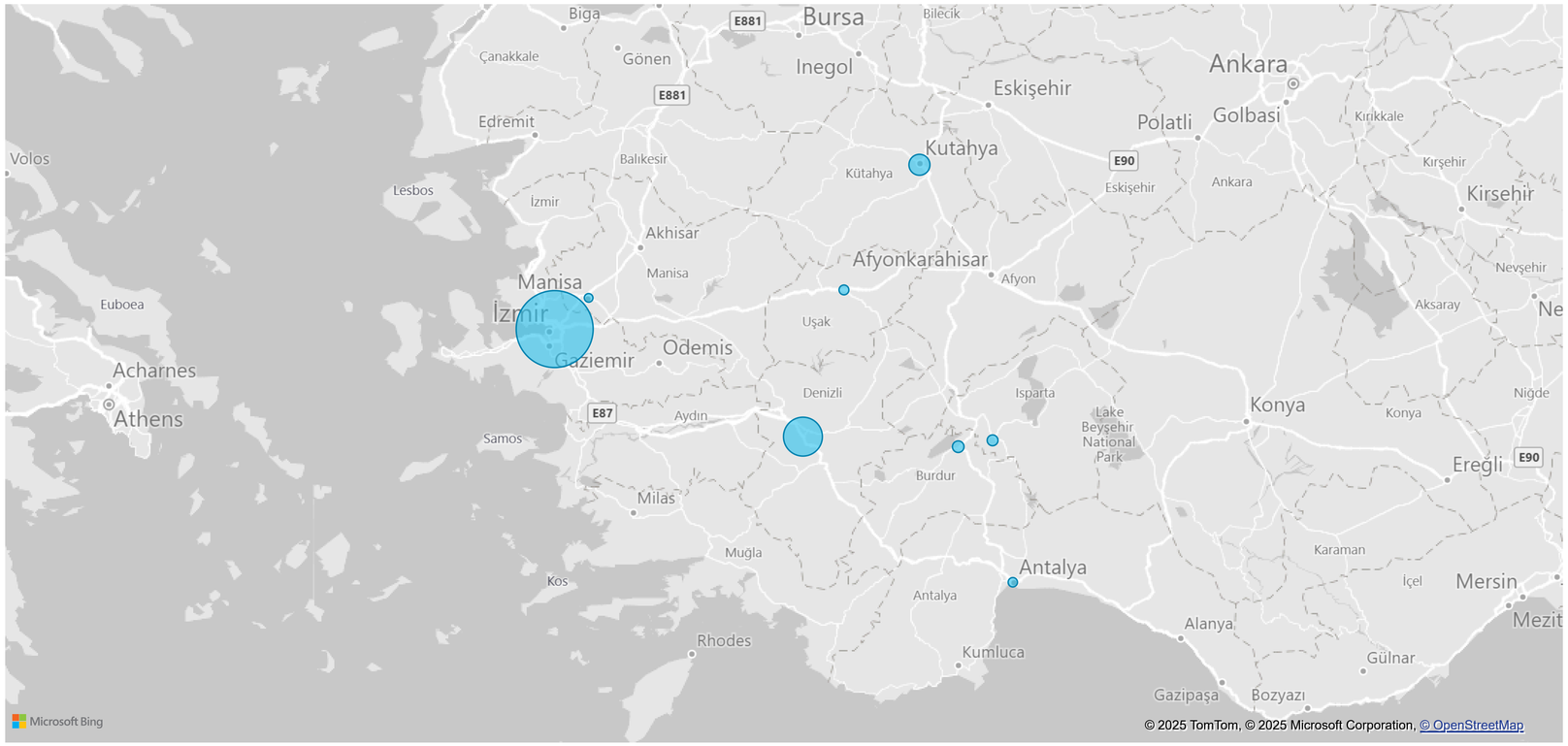

Individuals benefitting protection Services by Month

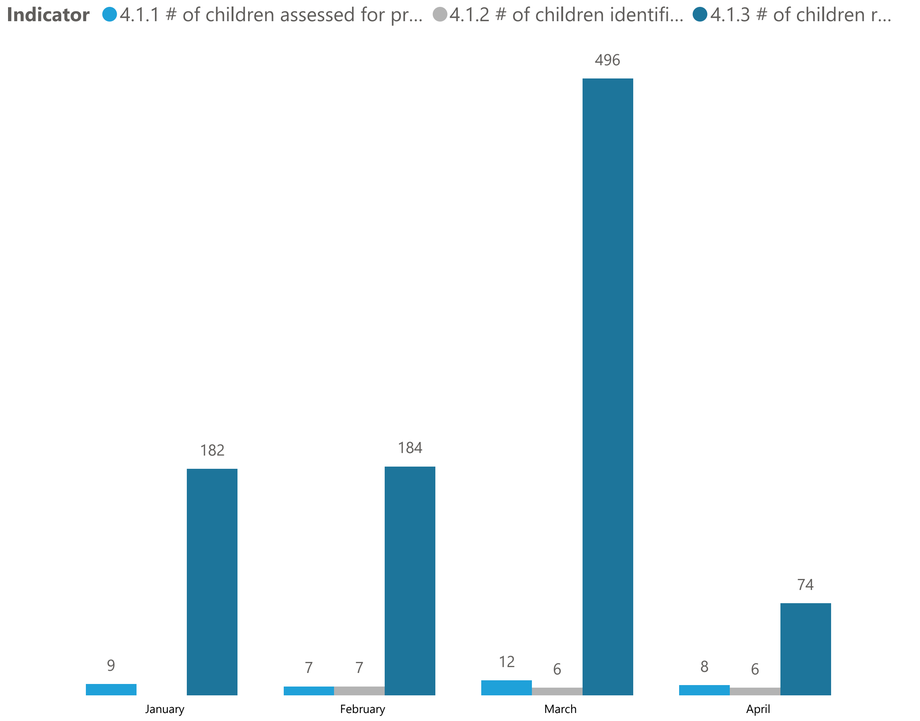

Location

All

Breakdown of Beneficiaries by Gender

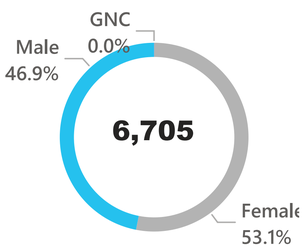

Breakdown of Beneficiaries by Nationality*

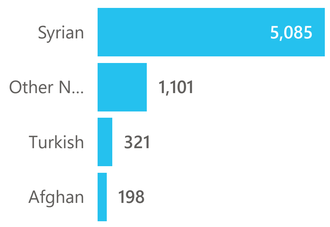

18
# of children assessed for protection needs

5,751
# of children identified to be at risk

936
4.1.3 # of children referred to specialised/multi-sectoral services

32
# of children participating in structured and sustained community based child protection programmes

32
# of children participating in structured, sustained child protection or psycho-social support programmes

222
# of individuals reached with positive parenting programmes

935
# of individuals reached through information campaigns and awareness-raising initiatives

Appeal
All

EQ Response Activity
All

Nationality
All

Reporting Agencies

ASAM	HRDF	STL	TRC	UNHCR	YSF

Supporting Agencies

UNHCR	UNICEF

Source: *PWG, ActivityInfo* *Feedback*: *IMTurkey@unhcr.org*

**The number of beneficiaries reached is calculated by summing indicators selected by the sectors; there may be duplications.*

Izmir AoR GBV Sub-Sector Achievements - 2025

as of April 2025

Inter-Agency Coordination Türkiye

of Beneficiaries by Location

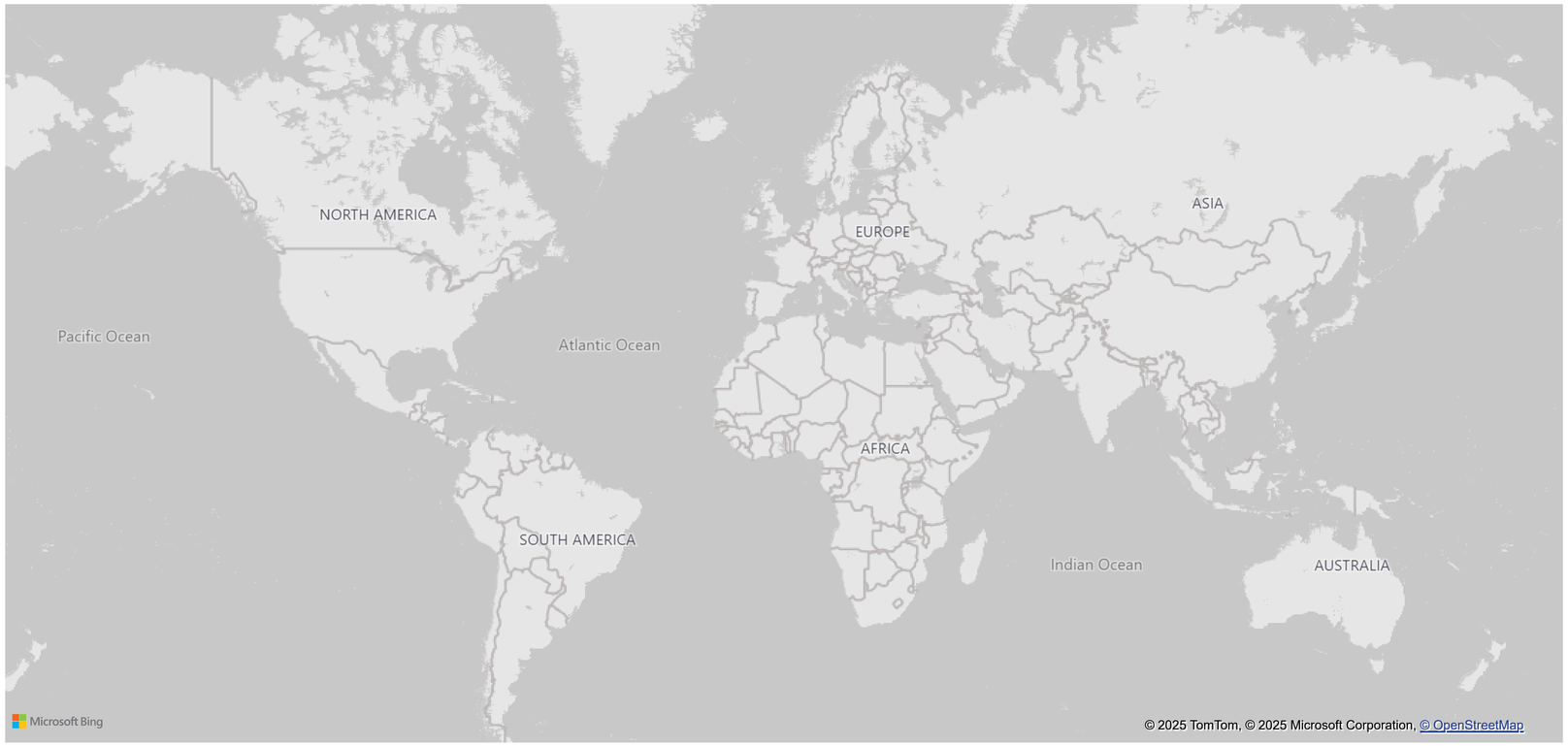

Individuals benefitting protection Services by Month

Location

All

Breakdown of Beneficiaries by Gender

Breakdown of Beneficiaries by Nationality*

(Blank)

Appeal

All

EQ Response Activity

All

Nationality

All

0

# of children assessed for protection needs

0

# of children identified to be at risk

0

4.1.3 # of children referred to specialised/multi-sectoral services

0

# of children participating in structured and sustained community based child protection programmes

0

# of children participating in structured, sustained child protection or psycho-social support programmes

0

# of individuals reached with positive parenting programmes

0

# of individuals reached through information campaigns and awareness-raising initiatives

Reporting Agencies

ASAM | HRDF | STL | TRC | UNFPA | UNHCR | YSF

Supporting Agencies

UNFPA | UNHCR | UNICEF

Source: PWG, ActivityInfo *Feedback: IMTurkey@unhcr.org*

**The number of beneficiaries reached is calculated by summing indicators selected by the sectors; there may be duplications.*

Izmir AoR Protection Sector Achievements - 2024

as of December 2024

Inter-Agency Coordination Türkiye

# of Beneficiaries by Location

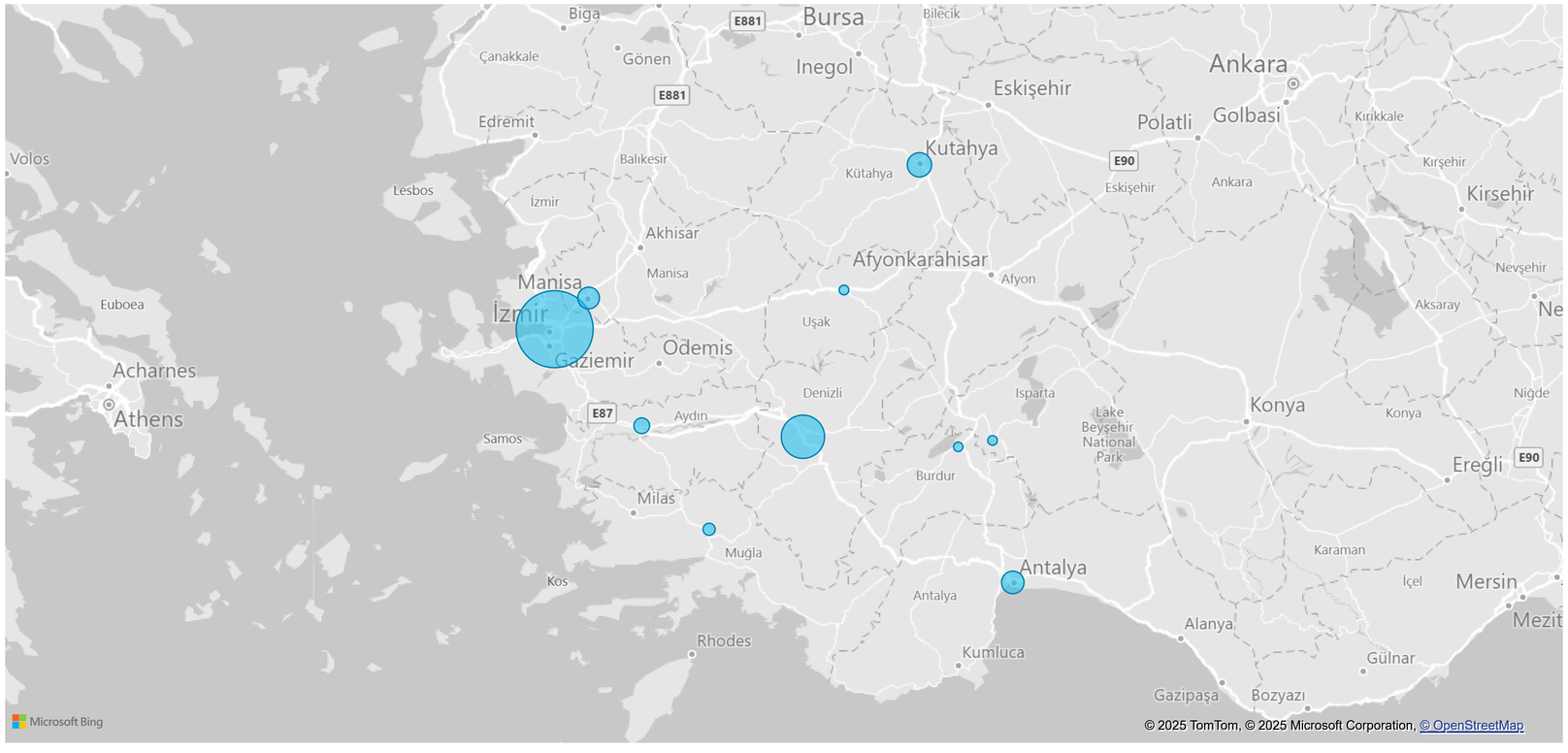

Individuals benefitting protection Services by Month

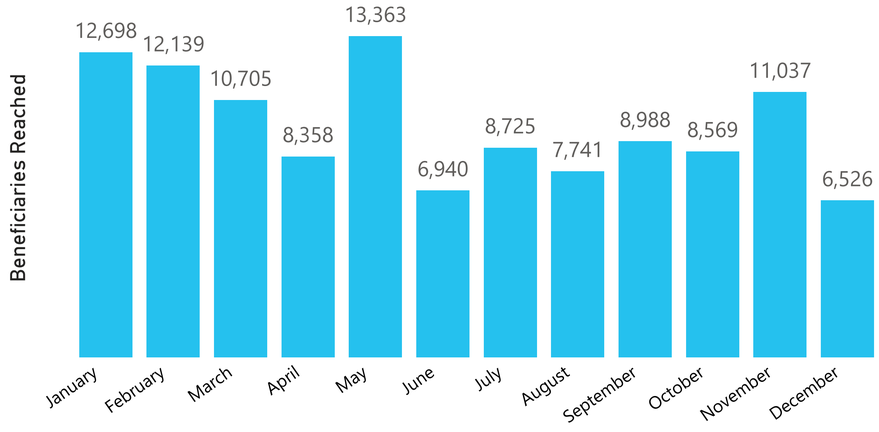

47,239
Number of individuals benefitting from protection activities

44,729
Number of individuals with specific needs/vulnerabilities assessed and identified with protection n

Location

All

Breakdown of Beneficiaries by Gender

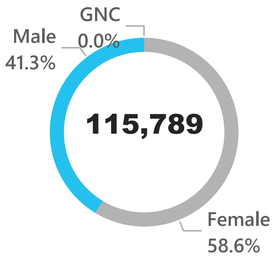

Breakdown of Beneficiaries by Nationality*

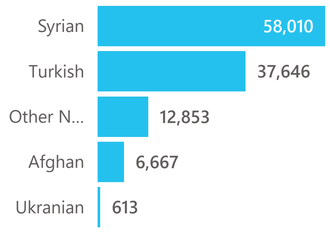

12,854
Number referrals (of individuals with protection needs) to specialized/multisectoral services

1,586
# of individual GBV survivors provided with GBV specific response services

3,989
# of individual GBV survivors and those at risk assessed

3,721
Number of individuals receiving cash/in-kind assistance to meet their protection needs

14,001
# of children assessed for protection needs

1,977
# of children participating in structured, sustained child protection or psycho-social support progr

7,683
# of individuals provided with individual legal support

959
# of individuals trained on international protection, rights, services and available assistance

Appeal: All

EQ Response Activity: All

Nationality: All

Reporting Agencies

ASA	ASAM	DDD	Eksi 25	HRDF	IOM	Izmir- Metropolitan ...	STL	TRC	UNFPA	UNHCR	YSF

Supporting Agencies

ASAM	Caritas Luxembourg	DWW	IOM	MDM	UNFPA	UNHCR	UNICEF

Source: PWG, ActivityInfo *Feedback: IMTurkey@unhcr.org*

**The number of beneficiaries reached is calculated by summing indicators selected by the sectors; there may be duplications.*

Izmir AoR Protection Sector Achievements - 2023

as of December 2023

Inter-Agency Coordination Türkiye

# of Beneficiaries by Location

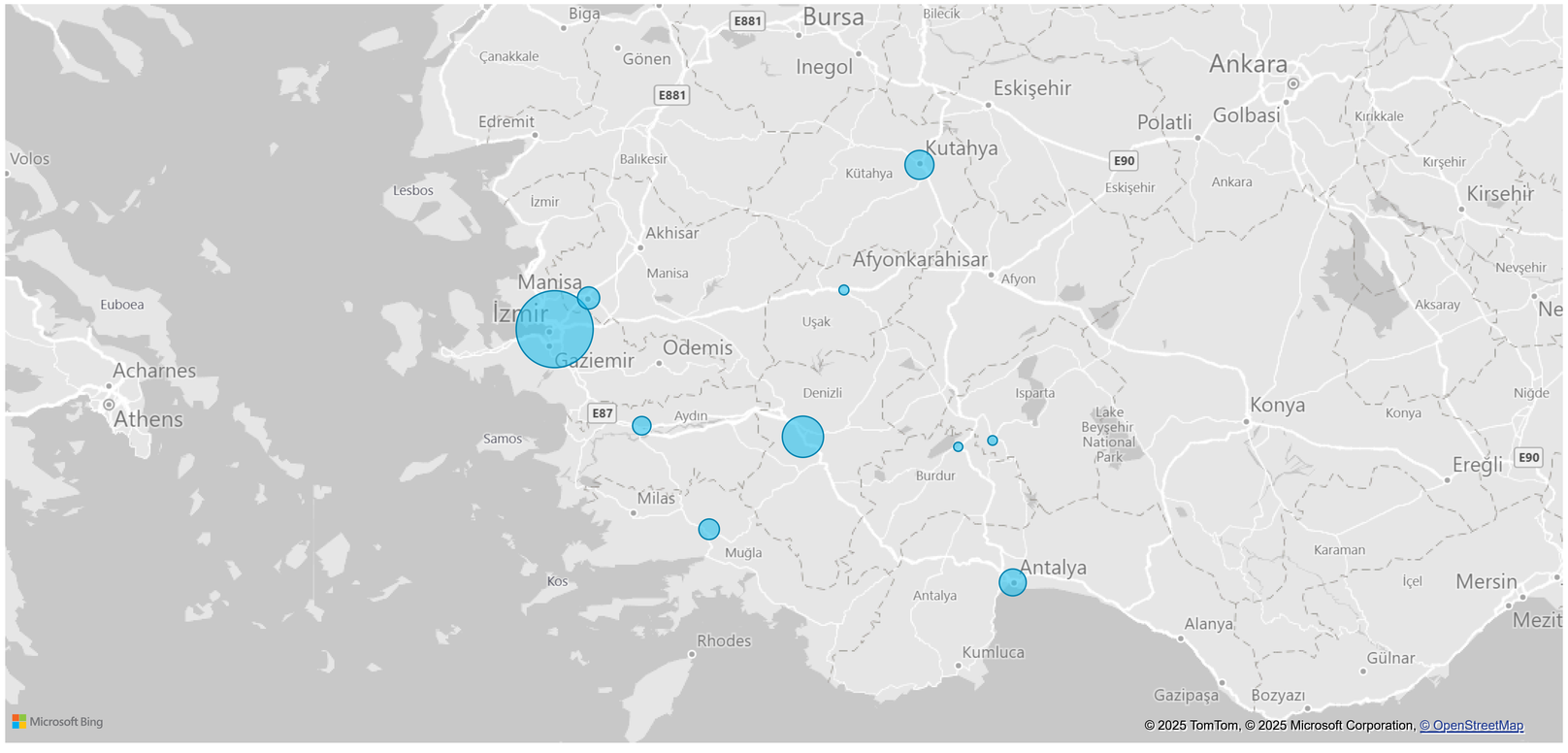

Individuals benefitting protection Services by Month

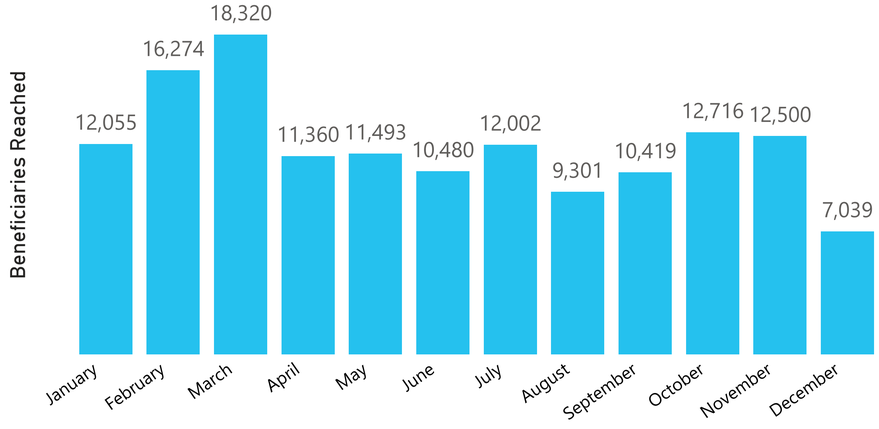

82,046
Number of individuals benefitting from protection activities

61,402
Number of individuals with specific needs/vulnerabilities assessed and identified with protection n

Location

All

Breakdown of Beneficiaries by Gender

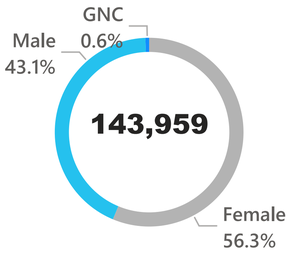

Breakdown of Beneficiaries by Nationality*

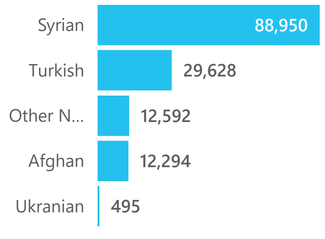

24,065
Number referrals (of individuals with protection needs) to specialized/multisectoral services

1,869
# of individual GBV survivors provided with GBV specific response services

4,663
# of individual GBV survivors and those at risk assessed

9,923
Number of individuals receiving cash/in-kind assistance to meet their protection needs

23,030
# of children assessed for protection needs

5,693
# of children participating in structured, sustained child protection or psycho-social support progr

12,878
# of individuals provided with individual legal support

2,639
# of individuals trained on international protection, rights, services and available assistance

Appeal: All

EQ Response Activity: All

Nationality: All

Reporting Agencies

ASA	ASAM	DDD	Eksi 25	HRDF	IOM	Izmir- Metrop...	Kaos GL	MUDEM	Multecilerle D...	STL	TRC	UNFPA	UNHCR	WHH	YSF

Supporting Agencies

ASAM	Bar Association	Caritas Luxembourg	Eksi 25	IOM	MDM	TİHV	UNFPA	UNHCR	UNICEF	UNWomen	WHH	WHO

Source: PWG, ActivityInfo **Feedback**: *IMTurkey@unhcr.org*

**The number of beneficiaries reached is calculated by summing indicators selected by the sectors; there may be duplications.*