UNHCR The UN Refugee Agency

Libya

92,436 Individuals | **42,041** Cases | **2.20** AVG Case Size

Registration Dashboard
1 June 2025

Legal Status	Urban or DC
All	All

Gender	Mantika
All	All

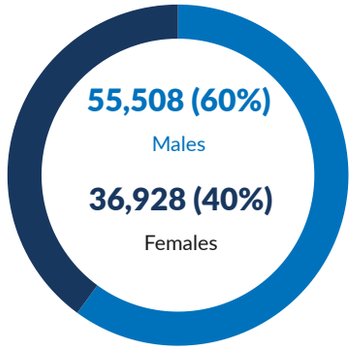

18,545 (20%) Boys
35,784 (39%) Men
23,484 (25%) Single Males
1,179 (1%) Elderly Men (60+)

16,155 (17%) Girls
20,061 (22%) Women
2,650 (3%) Single Females
712 (1%) Elderly Women (60+)

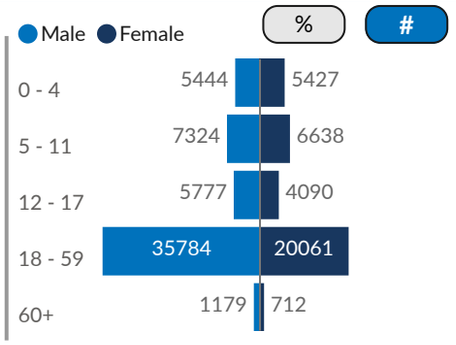

Place of Residence

Mantika	# of Individuals	% of Individuals
Tripoli	41,629	45.04%
Aljfara	22,834	24.70%
Misrata	6,905	7.47%
Azzawya	5,502	5.95%
Unknown	4,650	5.03%
Almargeb	3,179	3.44%
Zwara	2,697	2.92%
Benghazi	1,974	2.14%
Al Jabal Al Gharbi	805	0.87%
Ejdabia	384	0.42%
Al Jabal Al Akhdar	345	0.37%
Sebha	307	0.33%
Tobruk	214	0.23%
Almarj	164	0.18%
Nalut	158	0.17%
Sirt	158	0.17%
Wadi Ashshati	146	0.16%
Murzuq	108	0.12%
Derna	94	0.10%
Aljufra	65	0.07%
Alkufra	61	0.07%
Ubari	57	0.06%

New Registration / Closure

Refugee Trends

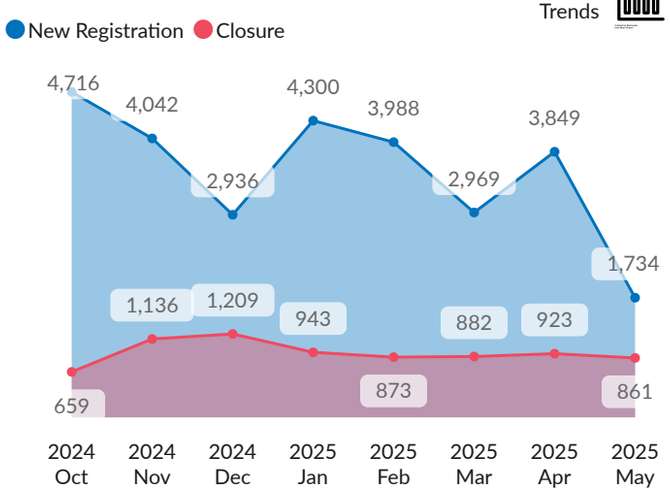

Nationality

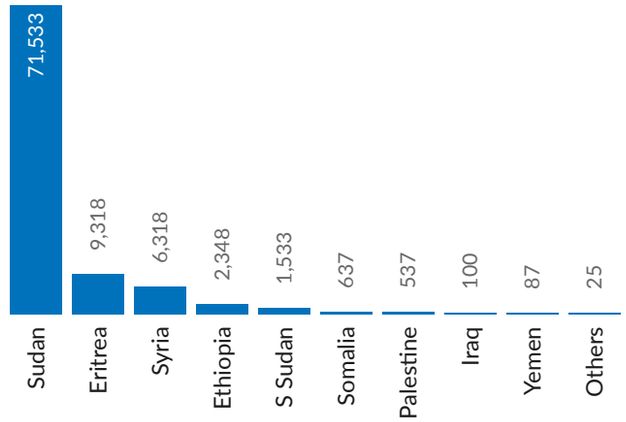

Education level in the country of origin

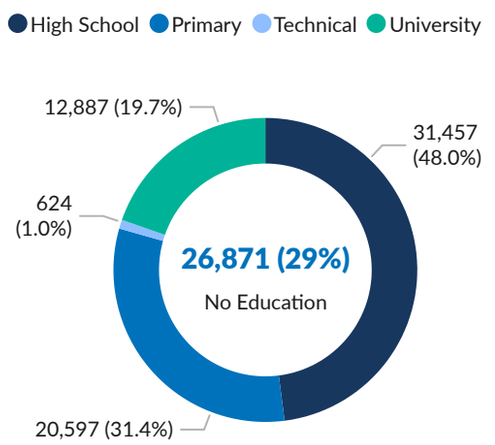

Specific Needs Categories

Categories	Individuals	% Value
Child at risk	12,203	13.29%
Disability	1,524	1.66%
Family unity	1,537	1.67%
Older person at risk	475	0.52%
Serious medical condition	9,317	10.15%
SGBV	2,738	2.98%
Single parent	2,720	2.96%
Specific legal and physical protection needs	51,643	56.26%
Torture	1,788	1.95%
Unaccompanied or separated child	1,965	2.14%
Woman at risk	5,877	6.40%

* Specific needs categories can only be filtered by Nationality

Occupation in the country of origin

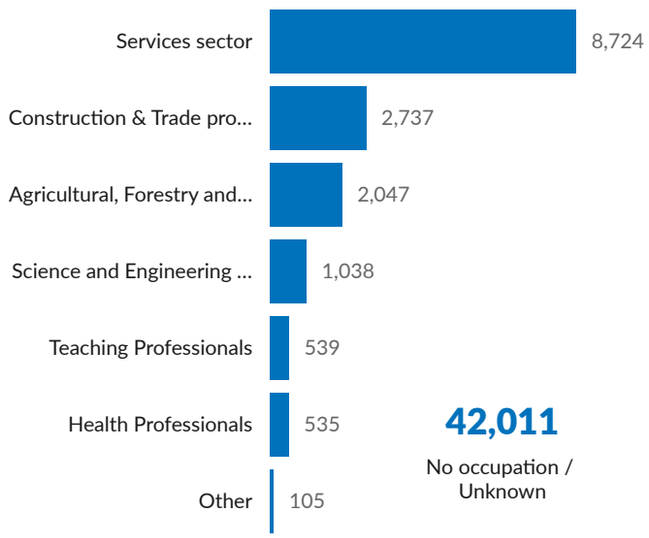

42,011
No occupation / Unknown

* data contains only adult population

Map | Flow

Publication date: 1 June 2025; Source: UNHCR Libya; Contact: lbytunupdate@unhcr.org