Uganda Country Refugee Response Plan (UCRRP 2024 - 2025)

Kampala Performance Snapshot

Quarter 1

2025

Population
Refugees and asylum-seekers

159,086 Refugees and asylum seekers

97,081 Households

12 Partners in Response

00 Refugee Led Orgs

02 Government Partners

01 UN Agencies

On average two performance indicators are measured per sector against the annual 2025 RRP targets

02 National NGOs

07 International NGOs

Sector of Intervention	Indicator	Achieved	Target
Education	% children enrolled in Primary	31	88
	Teacher Pupil ratio (1:65)	37	68 (National Std 1 : 53)
Health & Nutrition	Out Patient Department consultations	4,391	159,086
	Deliveries	198	
	Global Acute Malnutrition Rate	7	(Standard: < 10%: 10)
Child Protection	Number of case workers and providing case management services	8	
	UASC reunified with family members	5	
Livelihoods & Resilience	Individuals trained on business management skills	174	
	MSEs established	4	
	People engaged in short-term employment opportunities	257	
Protection	Complaints addressed through effective feedback mechanisms	1,404	
	Individuals receiving Level 2 MHPSS support	228	
	Individuals receiving Level 3 MHPSS support	84	
	# of refugees accessing legal aid and assistance services	8,614	159,086
	# of persons with specific needs provided with support	130	2605

Education

This is derived solely from data collected from government schools.

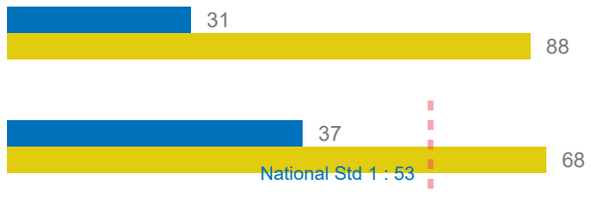

Health & Nutrition



Child Protection

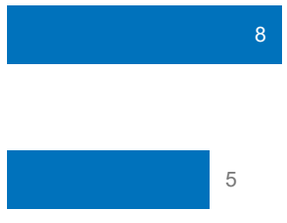

Livelihoods & Resilience

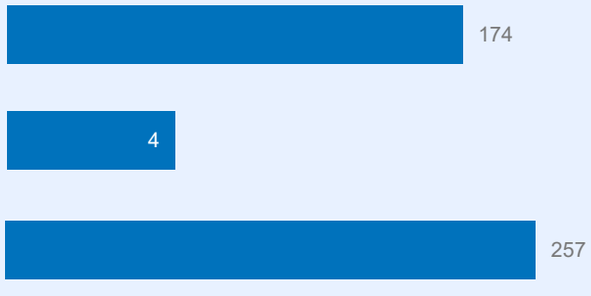

Protection

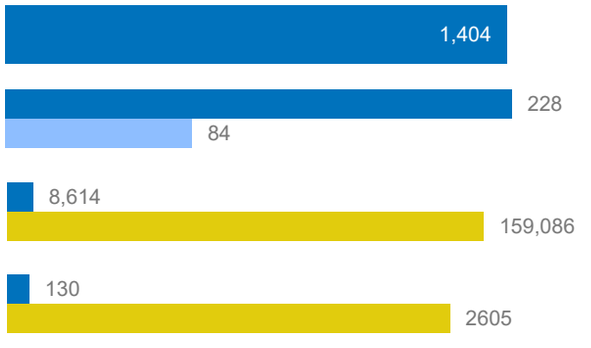

Population data: proGres v4 (OPM) **Achievements data:** ActivityInfo (reported by partners and sector leads) **Published:** May 2025
Author: UNHCR Representation in Uganda **Feedback:** IM Unit | ugakaimug@unhcr.org **For more info:** www.ugandarefugees.org

Uganda Country Refugee Response Plan (UCRRP 2024 - 2025)

Kampala Performance Snapshot

Quarter 1

2025

Sector of Intervention	Indicator	Achieved	Target
GBV	Total Open GBV cases	61	
	Total closed GBV cases	29	
	Number of GBV case workers	18	
	GBV survivors indicated that they are satisfied	6	
	GBV survivors who completed the satisfaction survey	6	
	Women and men engaged in GBV prevention and awareness campaigns	90	
	Individuals reached with GBV awareness raising messages/sessions		1,564
CBI Modality	Total cash spent in other sectors	USh86,600,393	
	Households supported with cash in other sectors	376	97,081
SSNFI	Households receiving emergency shelter-earmarked cash assistance	*No reporting has been done for Q1 in this sector*	
	Total amount of emergency shelter-earmarked cash transfers		
Energy & Environment	Briquette (kgs) produced for cooking - for sale	*No reporting has been done for Q1 in this sector*	
	Local artisans trained, certified and engaged in construction/ fabrication of energy efficient cooking technologies		

List of Partners who reported for Q1 2025, UN Agencies and Government

National NGOs
AWYAD, RLP

Refugee Led Organizations (RLOs)
None reported

International NGOs
AHA, AIRD, ENABEL, IRC, JRS, NRC, URCS

UN Agencies
UNHCR

Government
KCCA, OPM

Population data: proGres v4 (OPM) **Achievements data:** ActivityInfo (reported by partners and sector leads) **Published:** May 2025
Author: UNHCR Representation in Uganda **Feedback:** IM Unit | ugakaimug@unhcr.org **For more info:** www.ugandarefugees.org