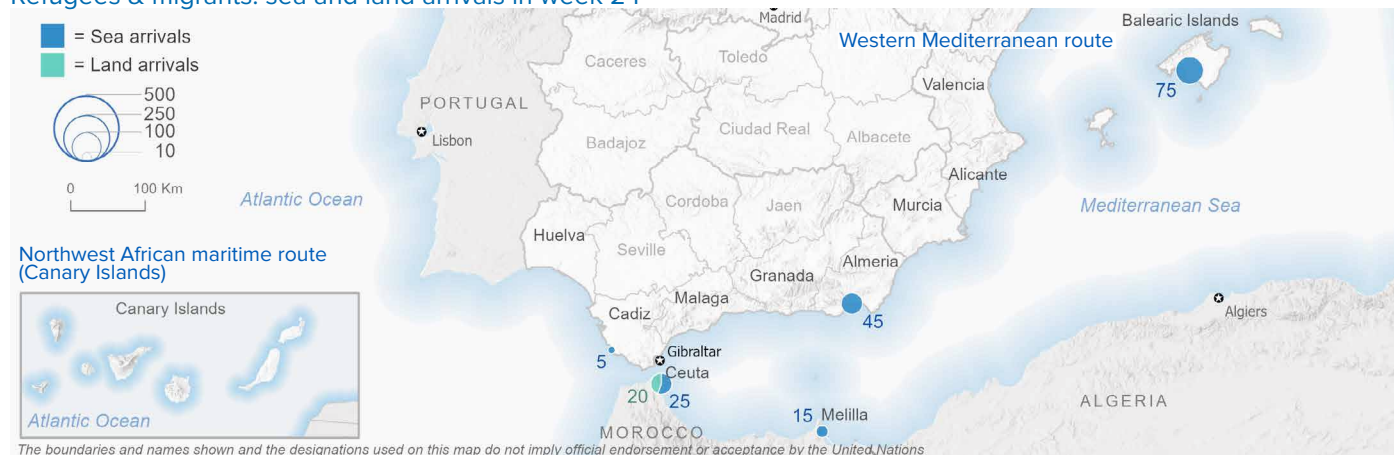


SPAIN Weekly snapshot - Week 24 (9 - 15 Jun 2025)

The charts below are based on figures from the Ministry of Interior and UNHCR estimates. All figures are provisional and subject to change

Refugees & migrants: sea and land arrivals in week 24¹



Arrivals in Spain

16,982
Arrivals as of 15 Jun 2025²
-28%
Dif. 2024

16,702
Sea Arrivals²
Dif. 2024: -29%

280
Land Arrivals²
Dif. 2024: +38%

181
Arrivals Week 24¹
Dif. last week: -51%
Dif. 2024: -75%

Western Mediterranean

5,645
Arrivals as of 15 Jun 2025²
+5%
Dif. 2024

5,365
Sea Arrivals²
Dif. 2024: +4%

280
Land Arrivals²
Dif. 2024: +38%

181
Arrivals Week 24¹
Dif. last week: -33%
Dif. 2024: -7%

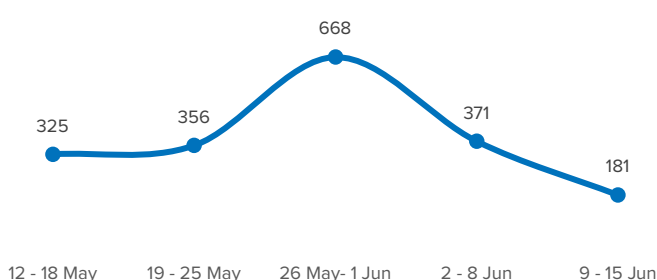
Northwest African maritime (Canary Islands)

11,337
Arrivals as of 15 Jun 2025²
-38%
Dif. 2024

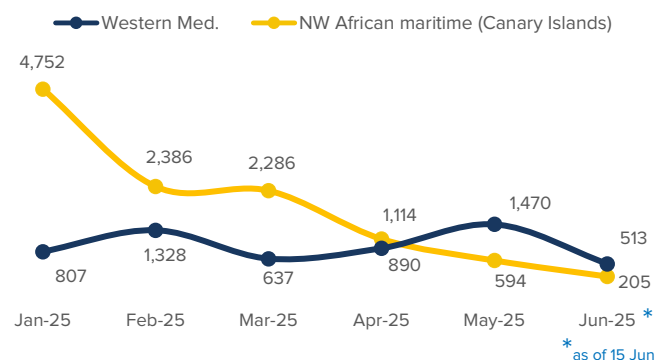
11,337
Sea Arrivals²
Dif. 2024: -38%

-
Arrivals Week 24¹
Dif. last week: -100%
Dif. 2024: -100%

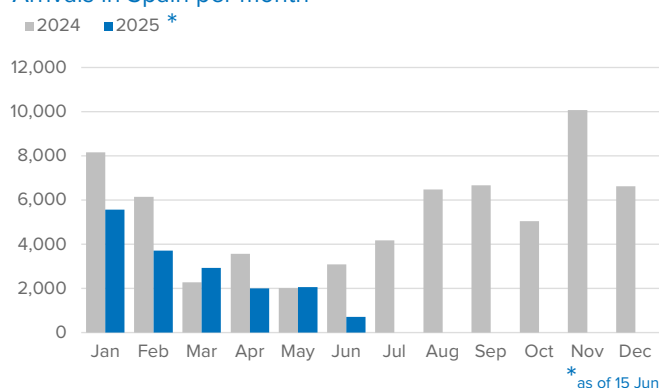
Arrivals in Spain during the last five weeks¹



Arrivals in Spain by route during the last six months²



Arrivals in Spain per month²



Arrivals in Spain per year²

