UNHCR The UN Refugee Agency | Somalia

REFUGEES AND ASYLUM SEEKERS

31 May 2025

43,937

Total refugees and asylum seekers in Somalia

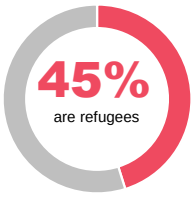

19,845 Total refugees

24,092 Total asylum seekers

As of 31 May 2025, Somalia is hosting 43,937 refugees and asylum-seekers, among which 65% are women and children. The majority of refugees and asylum-seekers 65% are from Ethiopia, followed by Yemen 29%,Syria 4% and other countries 2%.

75% refugees and asylum-seekers reside in urban or peri-urban settings across Woqooyi Galbeed and Bari regions, in the northern part of the country.

Current Location by Region

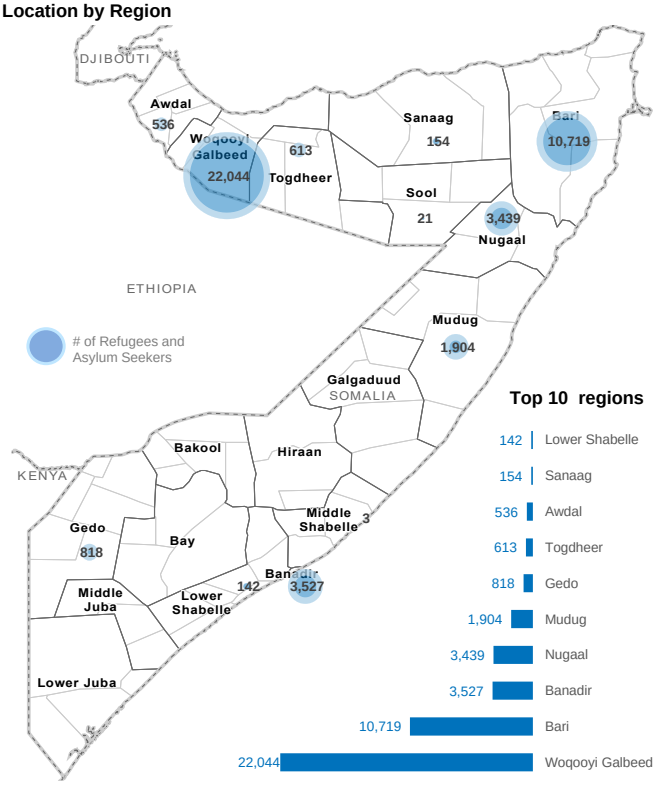

The boundaries and names shown and the designations used on this map do not imply ocial endorsement or acceptance by the Unied Nations

Top 10 regions

142	Lower Shabelle
154	Sanaag
536	Awdal
613	Togdheer
818	Gedo
1,904	Mudug
3,439	Nugaal
3,527	Banadir
10,719	Bari
22,044	Woqooyi Galbeed

Age and gender

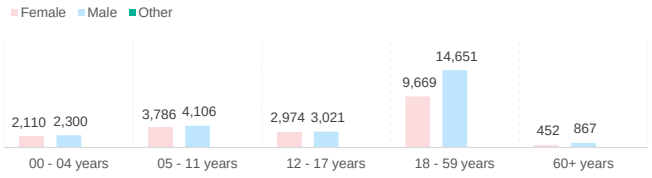

School-age Children

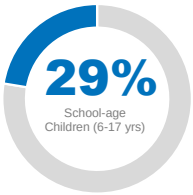

Reproductive Age Women/Girls

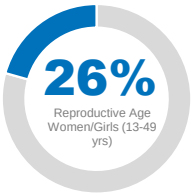

Monthly registration trend ~ 2025

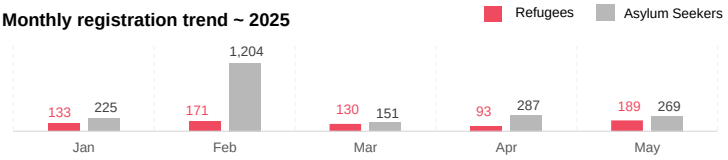

Specific Needs

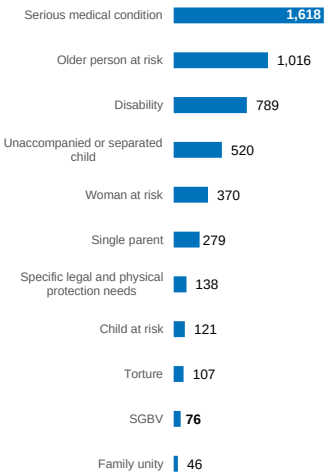

Family Size

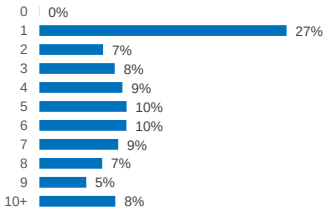

Household Distribution

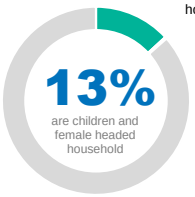

Country of Origin by region

Region	Ethiopia	Yemen	Syria	Tanzania	Other	Total
Awdal	315	197	12	-	12	**536**
Banadir	12	3,000	337	143	35	**3,527**
Bari	8,687	1,900	112	-	20	**10,719**
Bay	-	1	-	-	-	**1**
Galgaduud	-	1	-	-	-	**1**
Gedo	818	-	-	-	-	**818**
Hiraan	-	1	-	-	-	**1**
Lower Juba	-	2	-	-	-	**2**
Lower Shabelle	-	140	2	-	-	**142**
Middle Juba	11	1	-	-	-	**12**
Middle Shabelle	-	3	-	-	-	**3**
Mudug	1,771	85	46	-	2	**1,904**
Nugaal	3,155	260	22	-	2	**3,439**
Sanaag	127	20	4	-	3	**154**
Sool	8	13	-	-	-	
Togdheer						
Woqooyi Galbeed	13,383	6,866	1,353	-	442	**22,044**
Grand Total	**28,677**	**12,659**	**1,939**	**143**	**519**	**43,937**

Yearly registration trend

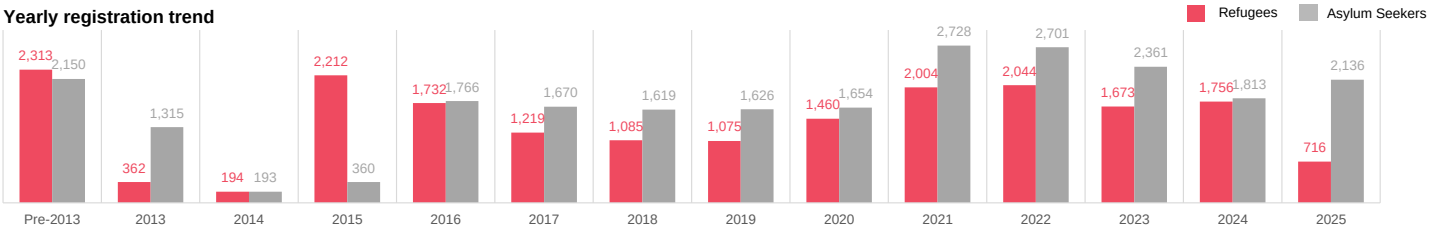

UNHCR is grateful for the generous contributions of donors who have directly contributed to the UNHCR Somalia operation in 2023