UNHCR
The UN Refugee Agency

REGIONAL BUREAU FOR EAST HORN OF AFRICA AND GREAT LAKES

Refugees, asylum seekers , returnees and IDPs

as of 31-May-25

Key Population Statistics

5.8M
Refugees and asylum seekers

5.3M Refugees | **482K** Asylum seekers

18.0M
Internally Displaced Persons

16.7M Conflict | **1.3M** Natural/Other

249K
Refugee returnees in 2025

53.4K
Stateless Persons

Annual Statistical Report 2024

Sudan Situation

3.2M
Sudanese Refugees Post 15 Apr 2023

10.1M*
Internally Displaced in Sudan

842K
Refugees hosted in Sudan

136K
Refugee returnees in 2025

South Sudan Situation

2.3M
South Sudanese Refugees

2.0M
Internally Displaced in South Sudan

576K
Refugees hosted in South Sudan

103K
Refugee returnees in 2025

Ethiopia Situation

163K
Ethiopian Refugees

1.9M*
Internally Displaced in Ethiopia

1.1M
Refugees hosted in Ethiopia

3K
Refugee returnees in 2025

Somalia Situation

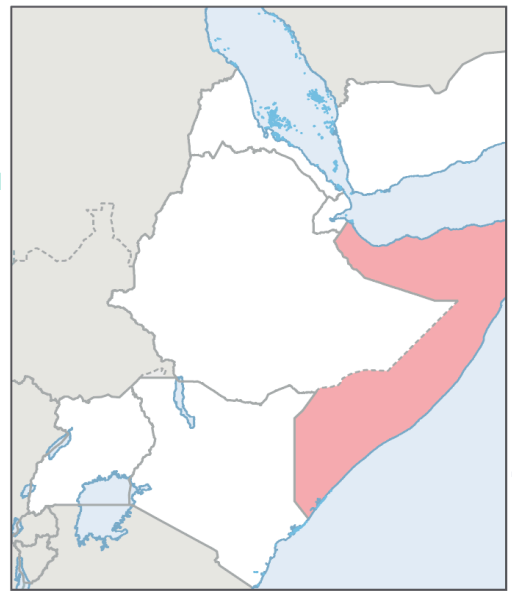

948K
Somali Refugees

3.9M**
Internally Displaced in Somalia

44K
Refugees hosted in Somalia

109
Refugee returnees in 2025

Burundi Situation

322K
Burundi Refugees

92K
Internally Displaced in Burundi

105K***
Refugees hosted in Burundi

4K
Refugee returnees in 2025

Refugees and Asylum seekers by CoA

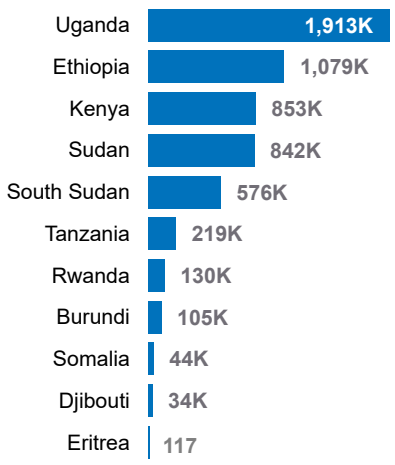

Total IDPS by host country

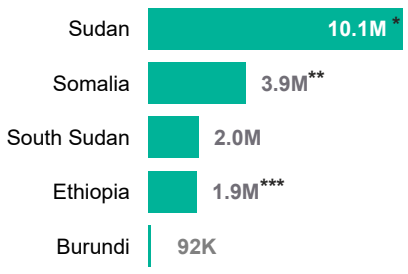

Stateless Persons by host country

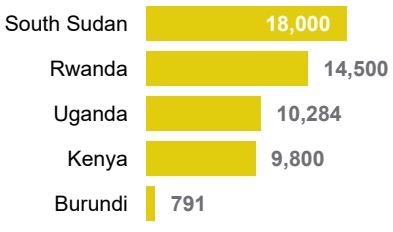

Refugee Returnees in 2025

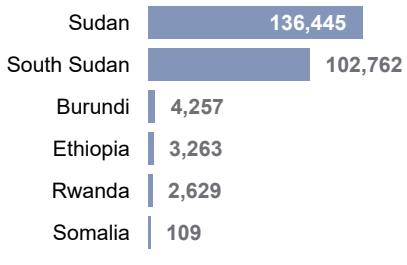

Total Refugees, Asylum- Seekers, Refugees Returnees and IDPs in the EHAGL Region

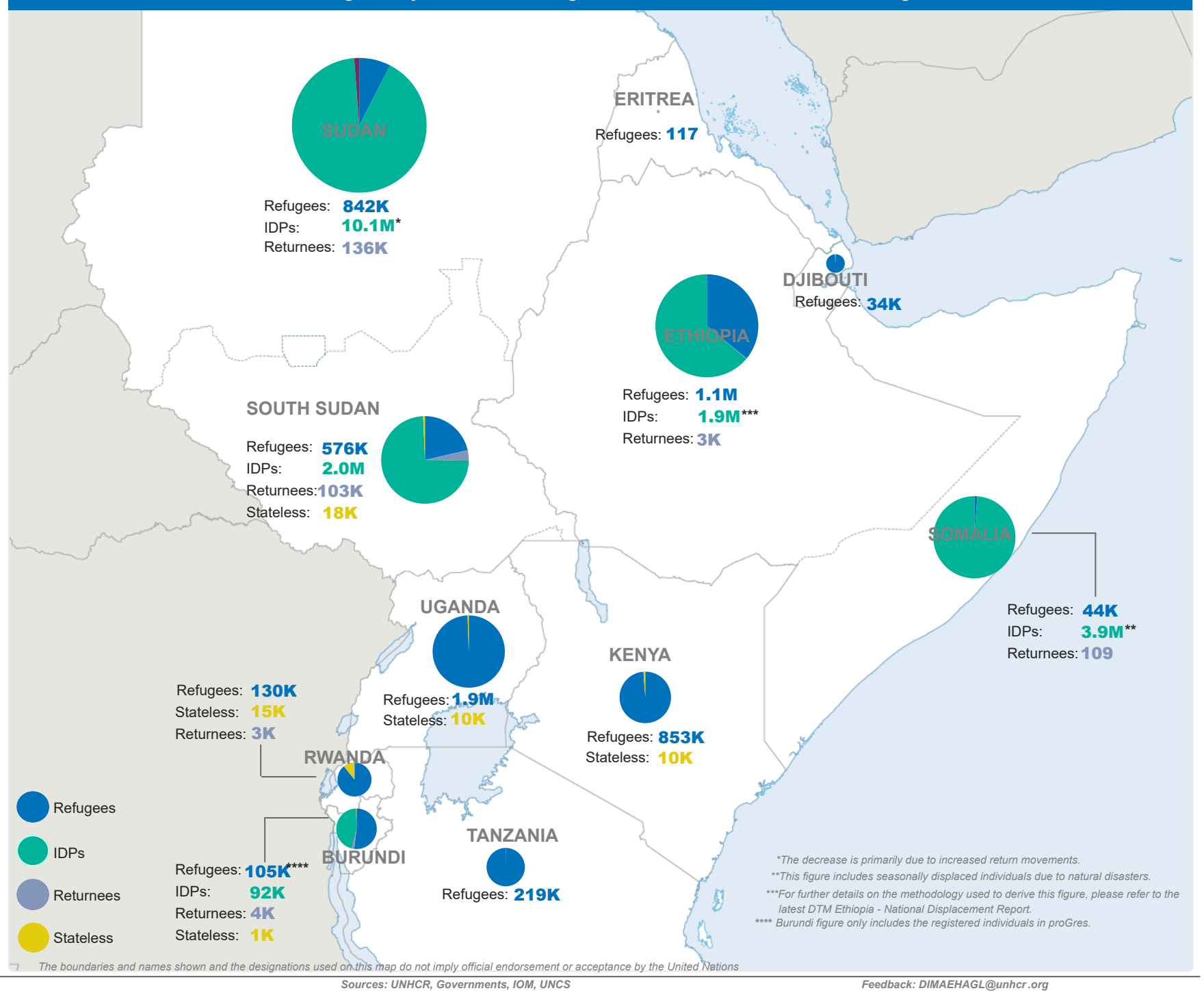

*The decrease is primarily due to increased return movements.
**This figure includes seasonally displaced individuals due to natural disasters.
***For further details on the methodology used to derive this figure, please refer to the latest DTM Ethiopia - National Displacement Report.
**** Burundi figure only includes the registered individuals in proGres.

The boundaries and names shown and the designations used on this map do not imply official endorsement or acceptance by the United Nations