SPAIN Weekly snapshot - Week 25 (16 - 22 Jun 2025)

The charts below are based on figures from the Ministry of Interior and UNHCR estimates. All figures are provisional and subject to change

Refugees & migrants: sea and land arrivals in week 25[1]

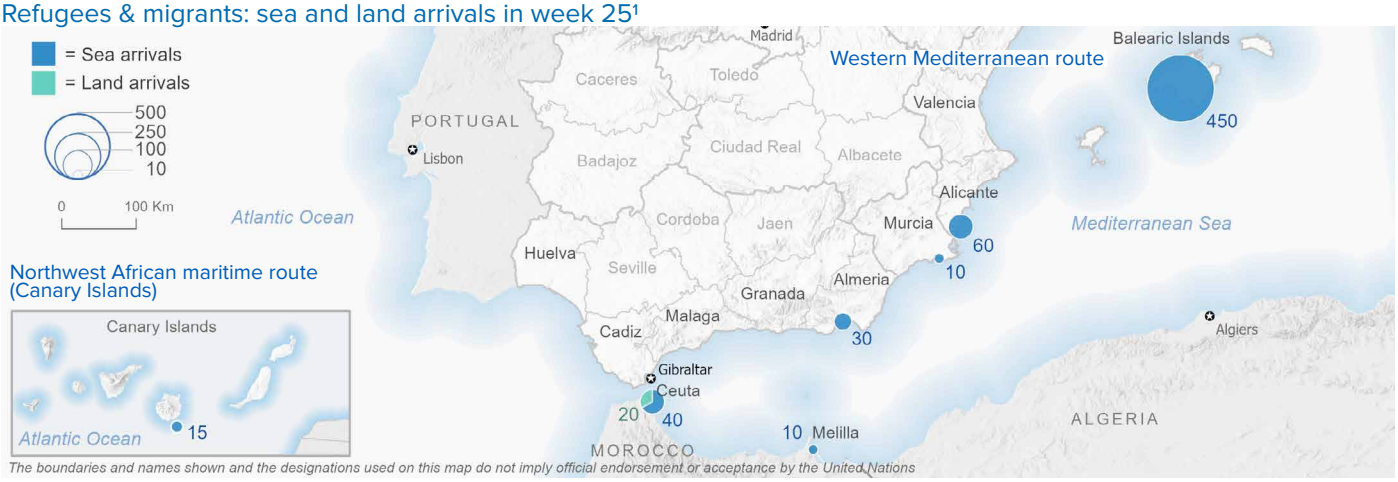

Arrivals in Spain

17,622 Arrivals as of 22 Jun 2025[2]

-28% Dif. 2024

17,323 Sea Arrivals[2]
Dif. 2024: -28%

299 Land Arrivals[2]
Dif. 2024: +44%

640 Arrivals Week 25[1]
Dif. last week: +254%
Dif. 2024: -11%

Western Mediterranean

6,271 Arrivals as of 22 Jun 2025[2]

+13% Dif. 2024

5,972 Sea Arrivals[2]
Dif. 2024: +12%

299 Land Arrivals[2]
Dif. 2024: +44%

626 Arrivals Week 25[1]
Dif. last week: +246%
Dif. 2024: +223%

Northwest African maritime (Canary Islands)

11,351 Arrivals as of 22 Jun 2025[2]

-40% Dif. 2024

11,351 Sea Arrivals[2]
Dif. 2024: -40%

14 Arrivals Week 25[1]
Dif. last week: -
Dif. 2024: -97%

Arrivals in Spain during the last five weeks[1]

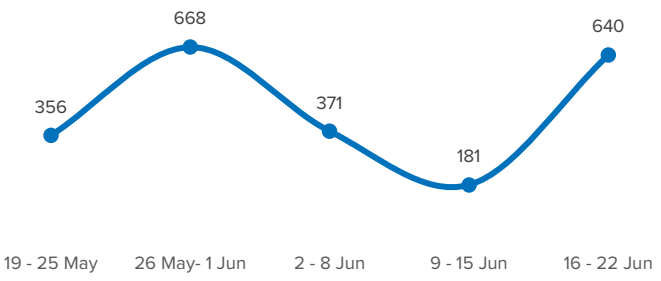

Arrivals in Spain by route during the last six months[2]

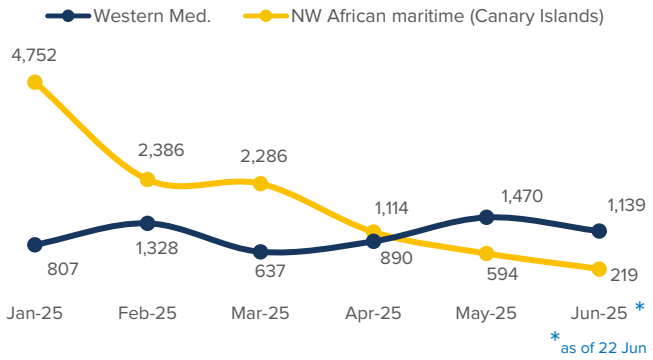

Arrivals in Spain per month[2]

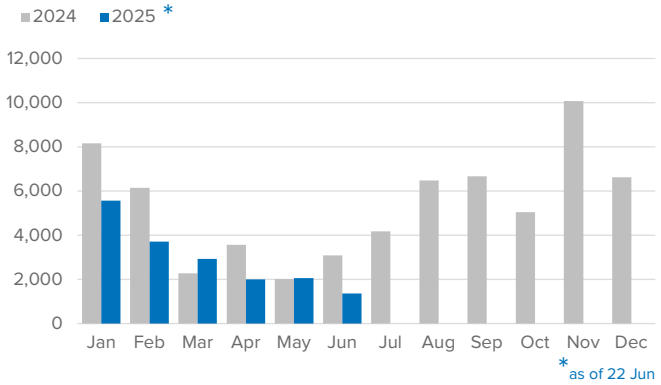

Arrivals in Spain per year[2]

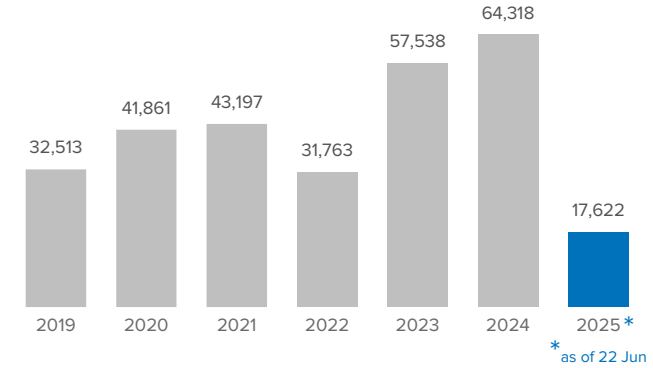

UNHCR / 25 Jun 2025
Source: UNHCR Spain data portal
[1]Based on UNHCR estimates.
[2]Based on figures from the Spanish Ministry of Interior and UNHCR estimates.