

Key figures


1.13M

 total returns¹
279,100

25%


156,200

UNHCR-assisted

36,700

24%


90,400

deportations

49,000

54%



Out of the overall returns **49%** are female, of which **30%** are girls. **59%** are children.

Blue figures above correspond to the period of 15 Sep. 2023 to 9 July 2025, while the **navy figures** refer only to those who arrived from 1 April 2025 to 9 July 2025.

Context

The Government of Pakistan publicly announced on 7 March 2025 the resumption of the "Illegal Foreigners Repatriation Plan" (IFRP) to include all Afghan Citizenship Card (ACC) holders who should voluntarily return to Afghanistan by 31 March 2025 or face deportation as of 1 April 2025.

More than 279,100 Afghans have returned to Afghanistan from Pakistan since April. The majority of returns since April 2025 are Undocumented (69%), followed by ACC holders (17%) and Proof of Registration (PoR) card holders (14%). The percentage of PoR card holders returning have increased to 33% in the first nine days of July compared to 6% in April.

Deportations since 1 April 2025 reached 49,000, with April marking the highest monthly figure since September 2023.

Since 1 April, some 45,700 have been arrested and detained. Most of the arrests and detentions took place in Punjab province, followed by Balochistan.

As of 9 July 2025, 327,200 Afghans have returned from Pakistan in 2025, bringing the total returns from both Iran and Pakistan to over 1.6 million in 2025.

Overall returns by documentation

(since April 2025)

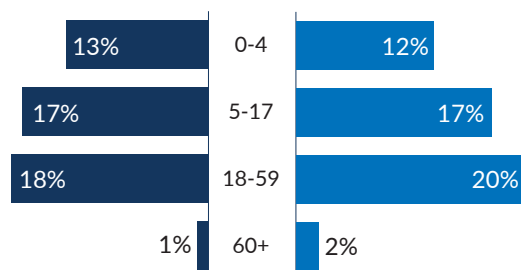


- Undocumented (69%)
- Afghan Citizenship Card holder (17%)
- Proof of Registration (PoR) holder (14%)

Returns assisted by UNHCR Afghanistan



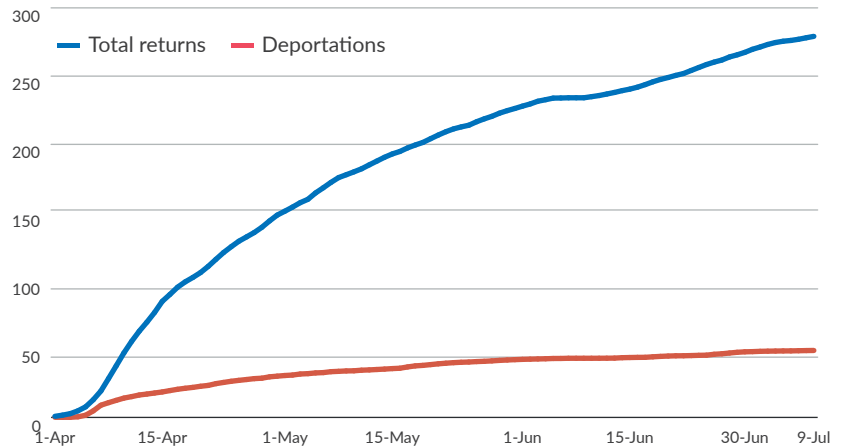
78% of the assisted are **women & children**



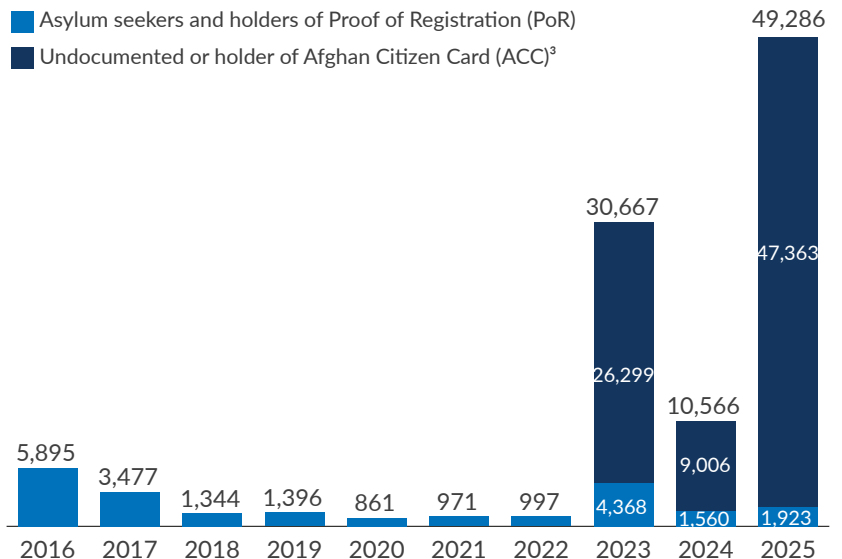
31% are **Female headed households**

Total returns (cumulative since 1 April 2025)²

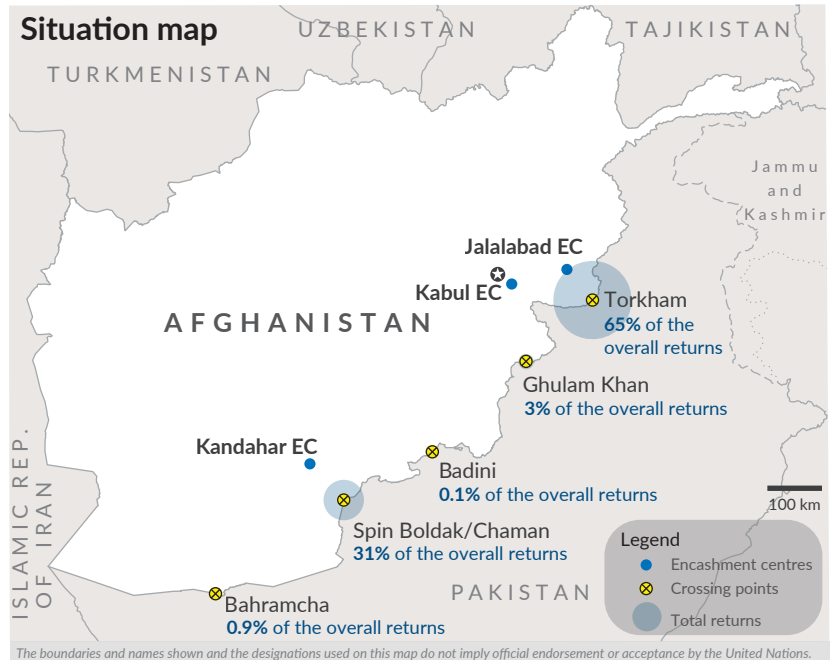
Number of people in thousands



Afghan arrests and detentions in Pakistan (as of 5 July 2025)



Situation map



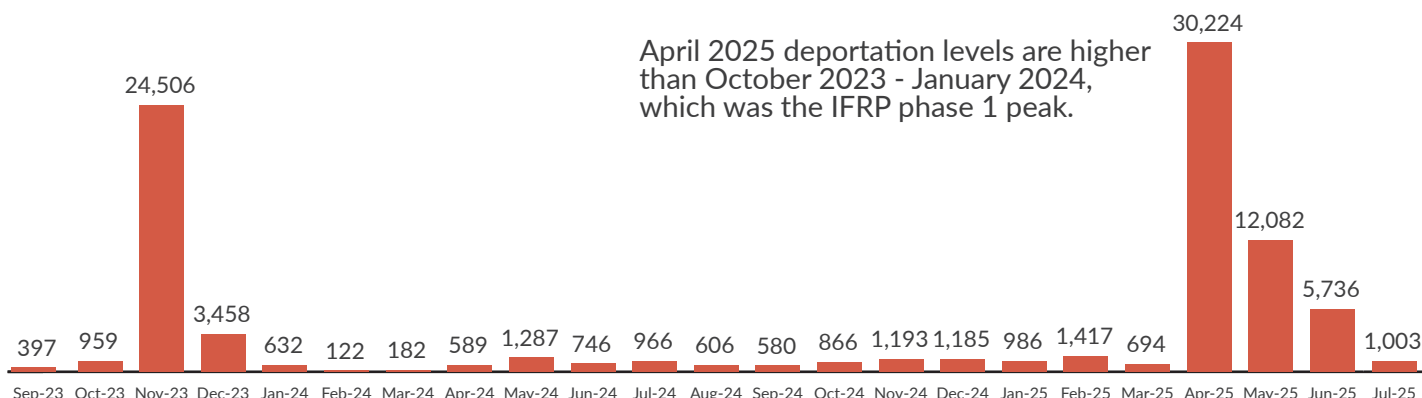
¹ An umbrella term that includes all returns including deportations, assisted Voluntary Repatriation (VolRep) and other returns of Afghans of all statuses such as PoR cardholders, ACC holders, and the undocumented, excluding passport holders.

² Return figures from 31 May 2025 onwards may fluctuate till validation process is concluded.

³ Prior to 2023, there was no data collected on the arrest and detention of ACC holders or undocumented Afghan nationals.

Deportations since 15 September 2023 (as of 9 July 2025)

April 2025 deportation levels are higher than October 2023 - January 2024, which was the IFRP phase 1 peak.



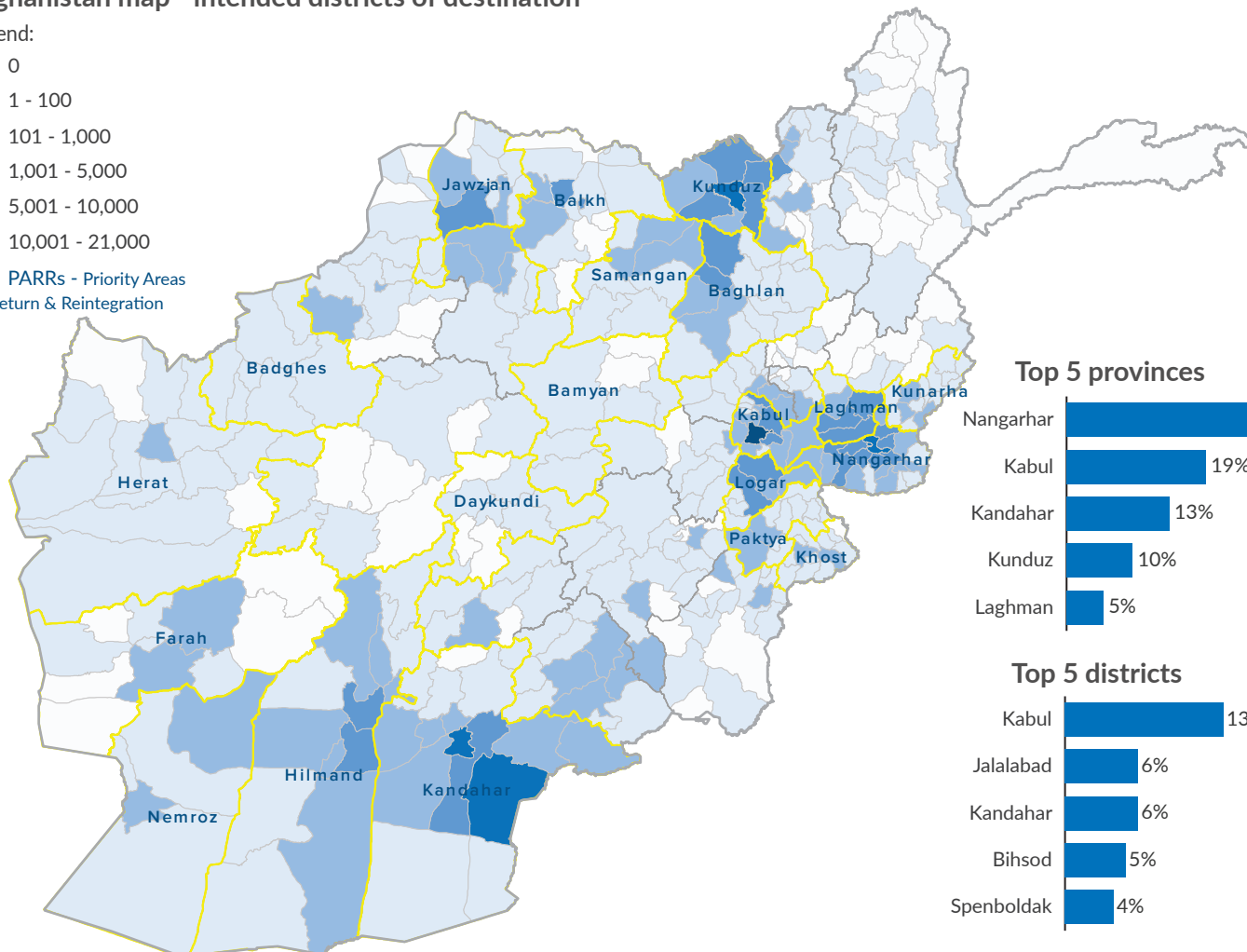

Returns assisted by UNHCR Afghanistan

In Afghanistan, UNHCR continued to biometrically process and provide cash assistance to PoR card holders and their nuclear family members, UNHCR slip holders, asylum seeker certificate holders and other Protection referrals. This support aimed to alleviate the difficulties faced by Afghan nationals who returned home hastily, and often largely unprepared due to the circumstances in Pakistan.

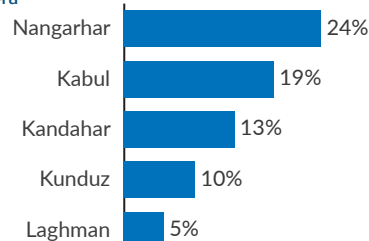
Since 15 September 2023, over 156,200 individuals returning from Pakistan have been provided with cash assistance in Kabul, Kandahar and Jalalabad encashment centres, including some 98,000 PoR cardholders. Out of the assisted, some 2.2% are individuals with disabilities.

Afghanistan map - intended districts of destination

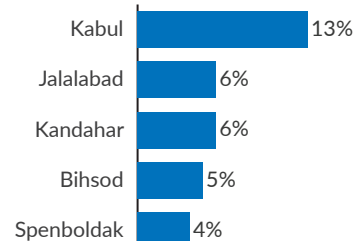
Legend:



Top 5 provinces

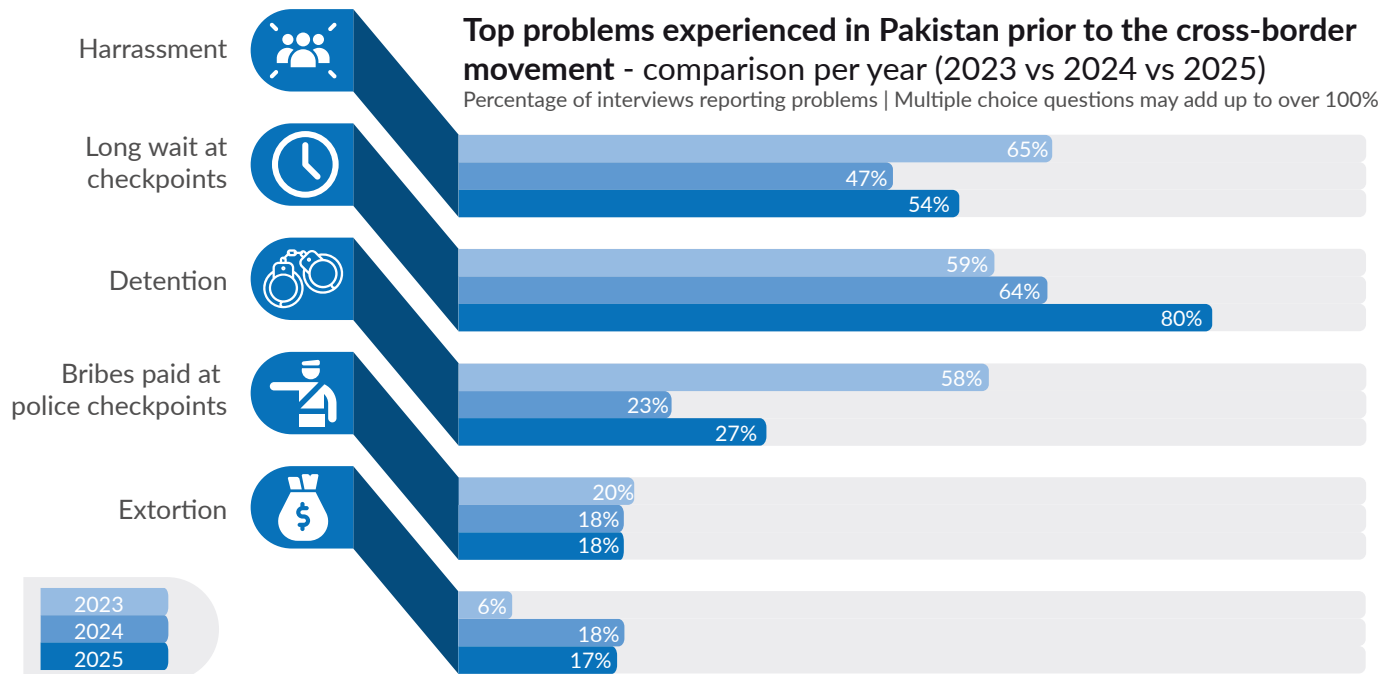


Top 5 districts



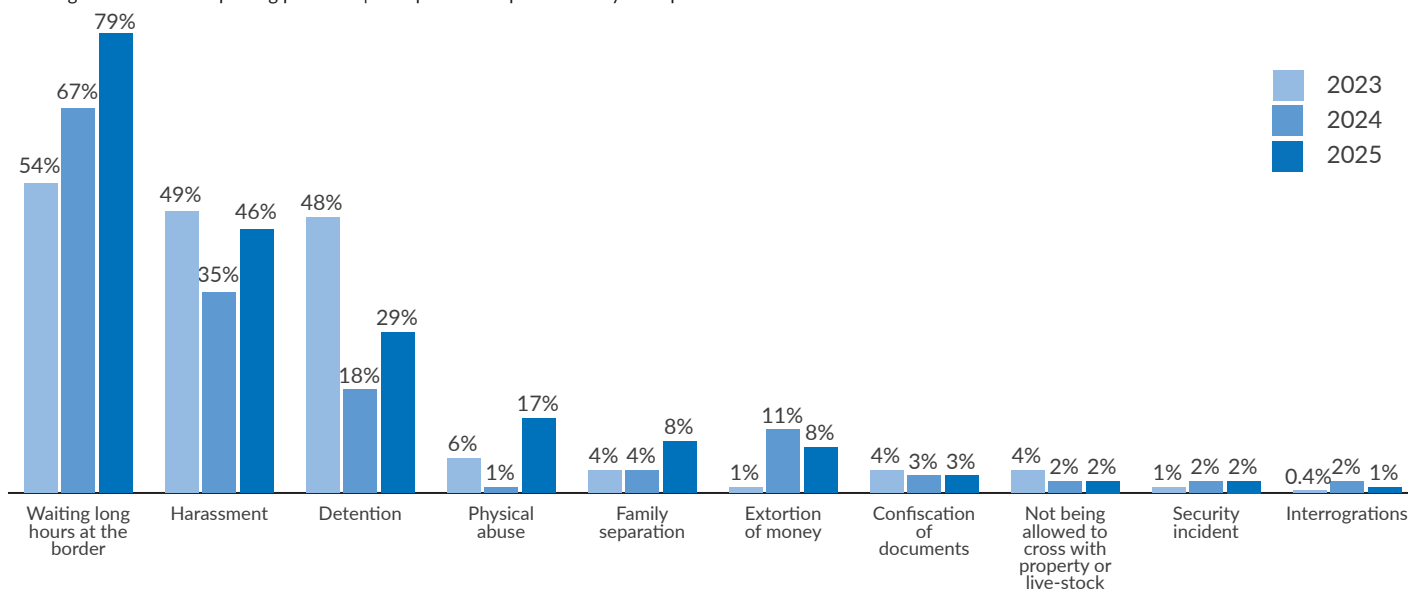
Border Protection Monitoring

UNHCR and its partner Wadan in Afghanistan have scaled up protection activities at the border. Daily presence consists of Border Protection monitoring through interviews with returnees including deportees in order to identify protection concerns and risks, as well as their intended areas of return in Afghanistan. Help desks have been set up to boost protection screening interviews, identification and referral of individuals to be assisted by UNHCR.



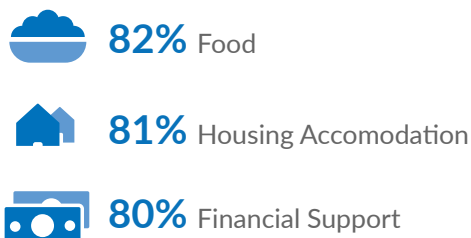
Problems experienced at the Pakistan border point

Percentage of interviews reporting problems | Multiple choice questions may add up to over 100%



Top 3 Needs upon arrival

Percentage of interviews | Multiple choice questions may add up to over 100%



Top 3 Protection services requested

Percentage of interviews | Multiple choice questions may add up to over 100%

