# RWANDA- POPULATION DASHBOARD

## Overview of Refugees and Asylum-seekers in Rwanda

as of 30-June-2025

## Key Facts

| | | |
|---|---|---|
| **Individuals 136,713** | Refugees | 115,254 |
| | Asy. Seekers | 15,025 |
| **Households 36,575** | Refugees | 31,175 |
| | Asy. Seekers | 5,324 |

### Top Countries of Origin

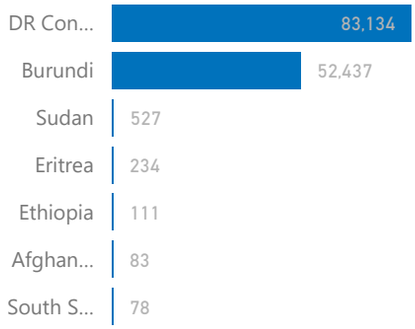


### Top Refugee Population

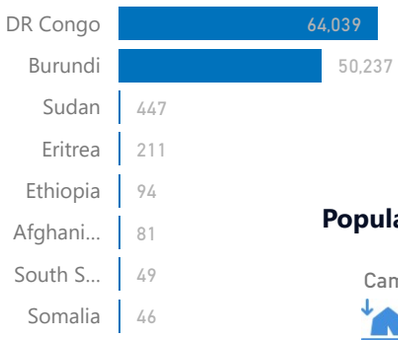


### Top Asy. Seeker Population

### Population Distribution

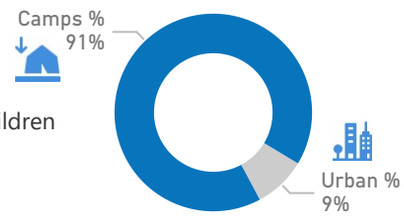


| Elderly | Under 18 | Under 12 | Youth (15-24) | Female | Women & Children |
|---|---|---|---|---|---|
| 5% | 48% | 34% | 21% | 51% | 75% |
| 6,332 | 65,721 | 46,200 | 28,647 | 69,524 | 102,553 |

### Population by Locations

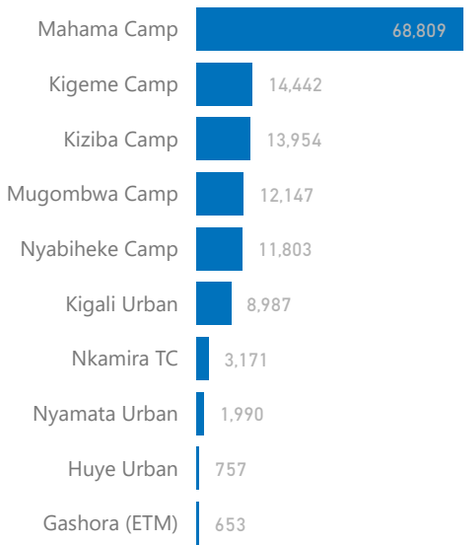


### Main Population Groups

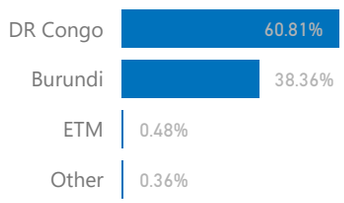


### Monthly Population Trend | Jul 2024 - Jun 2025

### Monthly Trend of New Registrations

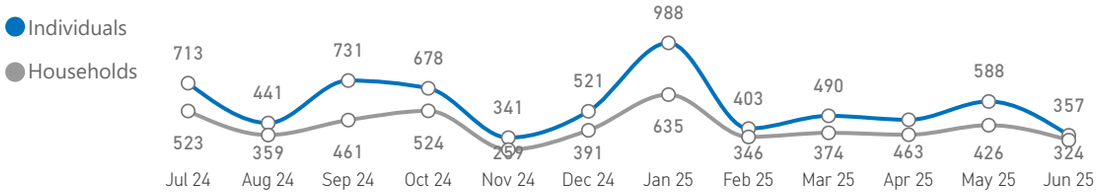


In June 2025, 46 Congolese new arrivals were received in Nkamira TC. In total, the registration of 305 new arrivals is still pending.

### Top 7 Specific Needs




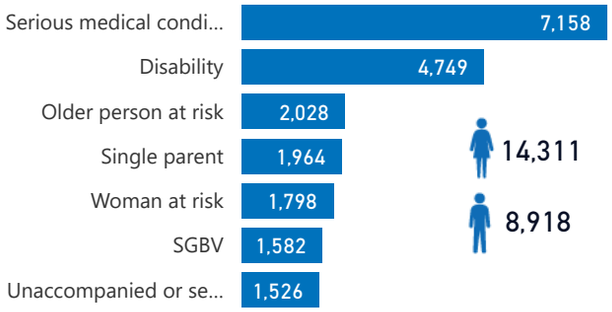


### Age & Gender Breakdown

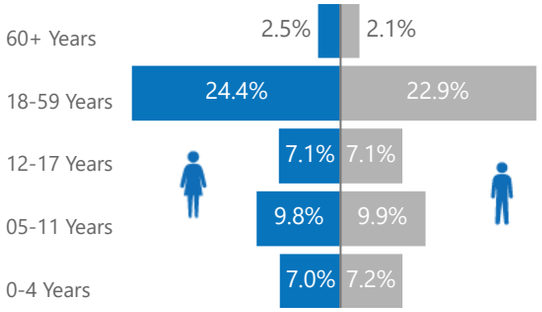


The total population of 136,713 includes 115,254 refugees, 14,720 registered asylum seekers, 305 non registered asylum seekers, and 6,434 Others of concern. Since the start of 2025, 3,289 individuals (including 1,869 new births and 1,217 new arrivals) have been registered in Rwanda. Among them are 29 % of whom are new arrivals from DR Congo, 4% from Sudan and 1% from Burundi; 66% remaining are for new births and InSitu registration. There was an increase of 212 individuals (0.16%) in the population from last month, resulting from new arrivals and continuous registration activities.

Source: UNHCR Rwanda Registration Team / ProGres

Creation date: 30-June-2025

# Rwanda- POPULATION DASHBOARD

## Overview of Refugees and Asylum-seekers in Rwanda

as of 30-June-2025

### Population Distribution by Location in RWANDA

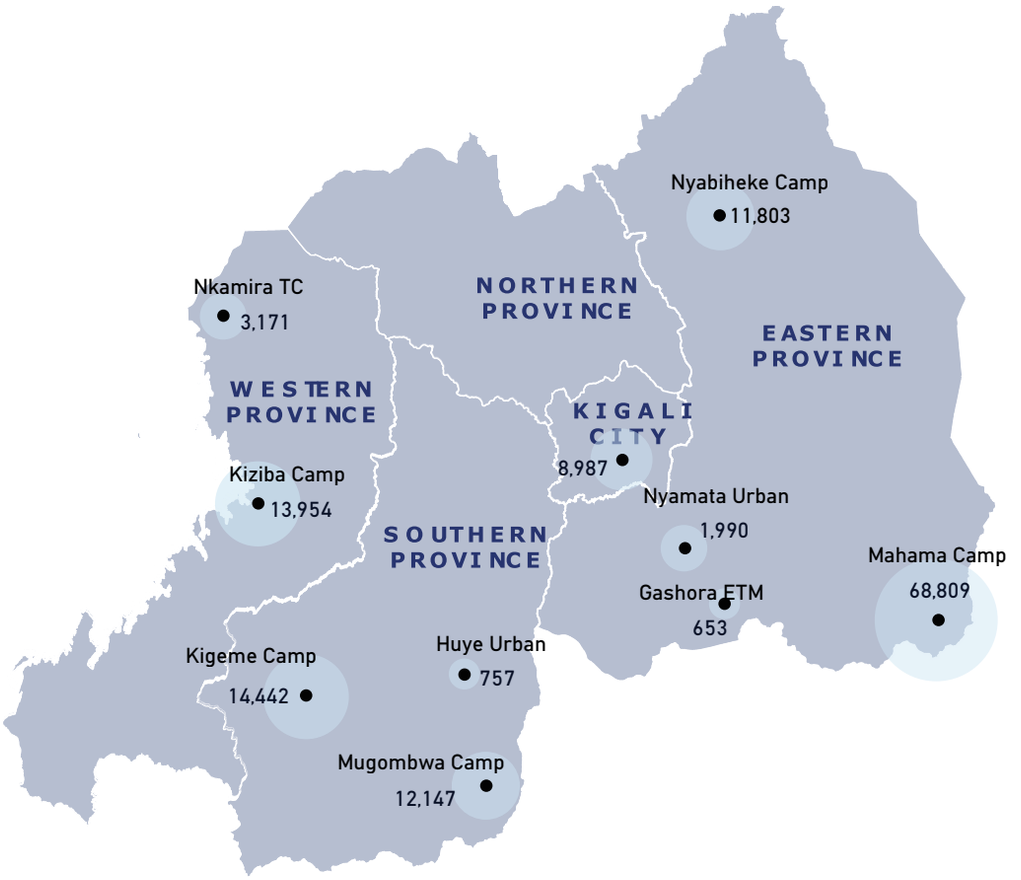


### ETM Population by Countries of Origin

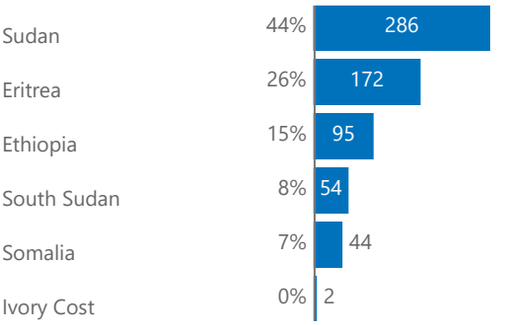


| Location | Registration Groups |
|---|---|
| Bugesera Reception Center | 402 |
| Huye Urban | 353 |
| Kigali Urban | 4,765 |
| Kigeme Camp | 2,585 |
| Kiziba Camp | 2,910 |
| Mahama Camp | 18,144 |
| Mugombwa Camp | 2,286 |
| Nkamira | 1,633 |
| Nyabiheke Camp | 2,377 |
| Nyamata Urban | 1,120 |
| **Total** | **36,575** |

### Vulnerability Groups | Access to Food and Cash Assistance

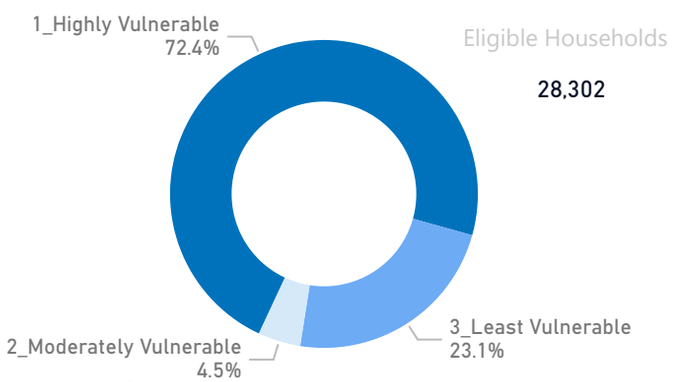


### Monthly Trend of New Arrivals YTD | Nkamira TC

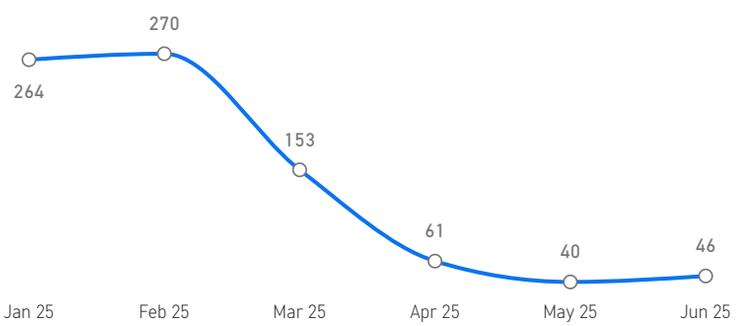


### Top Occupations

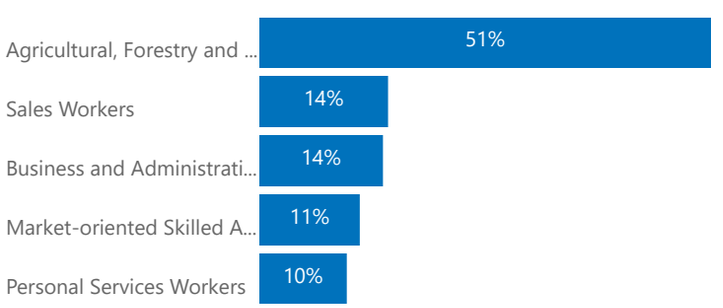


### Biometric Enrolment

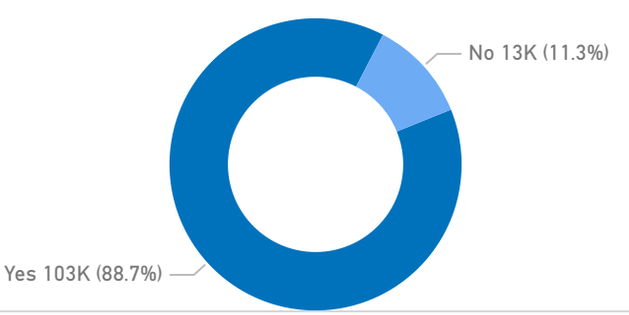


Source: UNHCR Rwanda Registration Team / ProGres

Creation date: 30-June-2025