Serbia

May 2025

Asylum-seekers and migrants - presence*

Overall presence

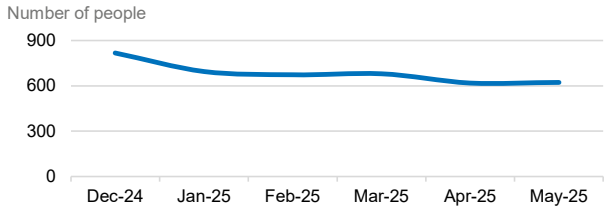

The number of new entries in government centers – May:	**850**
The number of new entries in government centers - 2025:	3,473
Total occupancy of government centers – end May:	**353**
Total occupancy of government centers – end April:	349
Total of unaccompanied children in centers - end May:	**22**
Total of unaccompanied children in centers - end April:	24

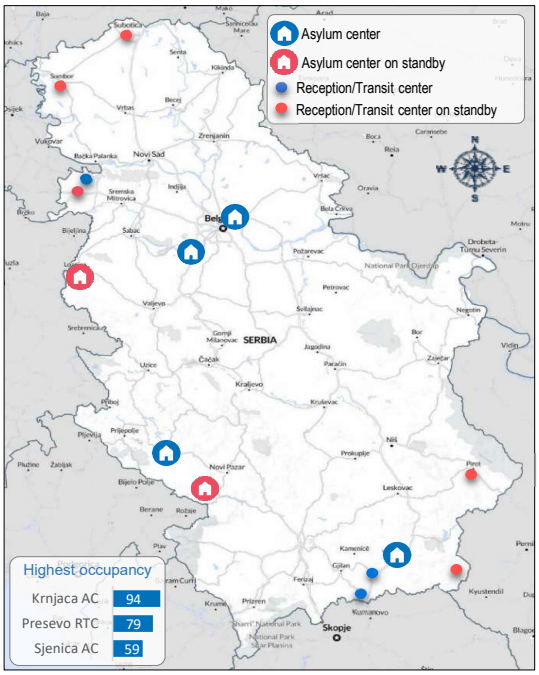

Occupancy of Asylum and Reception/Transit Centers*

Asylum centers

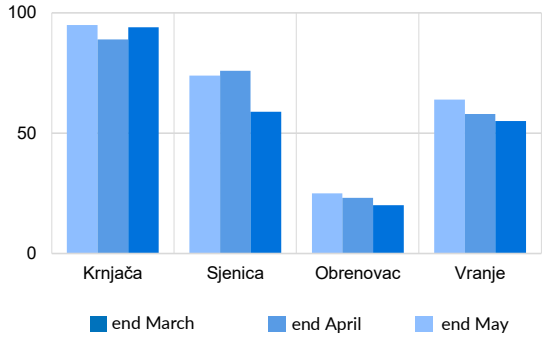

Reception/Transit centers

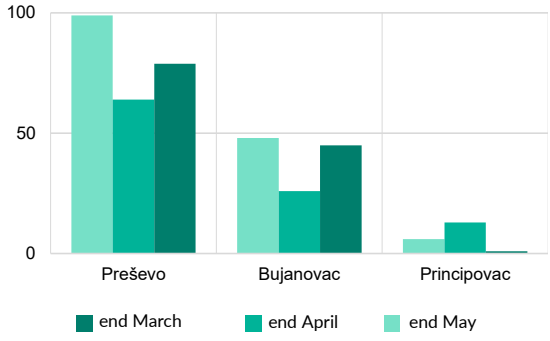

Presence in Asylum Centers by nationality[1]

May 2025

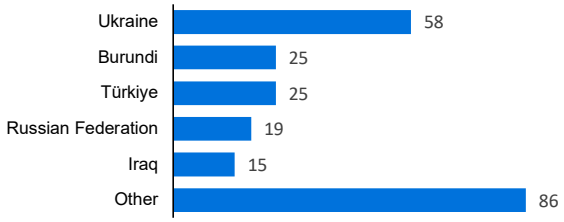

Presence in Transit Centers by nationality[1]

May 2025

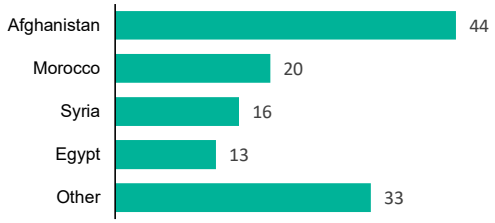

[1] Claimed nationality as the persons on the move are undocumented

* Government centres statistics are provided by Commissariat for Refugees and Migration - Republic of Serbia

Asylum and Temporary Protection*

	2021	2022	2023	2024	Jan - May 2025
Intentions to seek asylum	2,306	4,181	1,654	850	189
Applications for asylum submitted	174	320	196	219	59
Persons granted refugee status or subsidiary protection	14	30	9	7	1
Negative decisions (rejected or refused)	60	65	59	83	27
Suspended cases[1]	73	258	115	113	9

[1] Persons who left asylum procedure

	2022	2023	2024	Jan - May 2025
Temporary protection (persons fleeing Ukraine)	1,115	1,145	1,084	881

Persons granted protection in Serbia (Refugee Status Determination) - **TOTAL 255**

TOP 5 Asylum intentions | 2025

TOP 5 Asylum applications | 2025

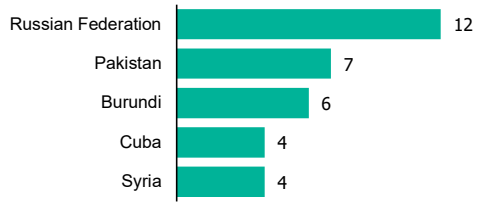

Positive decisions by Nationality | 2008-2025

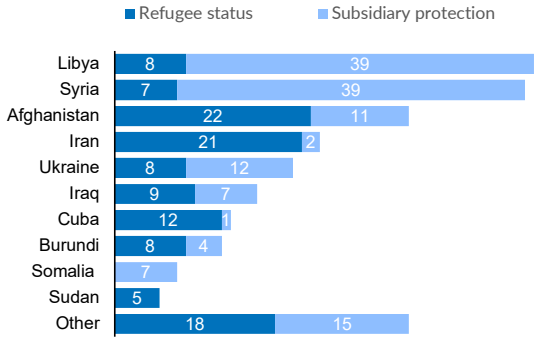

Positive decision by age and sex[2] | 2008-2024

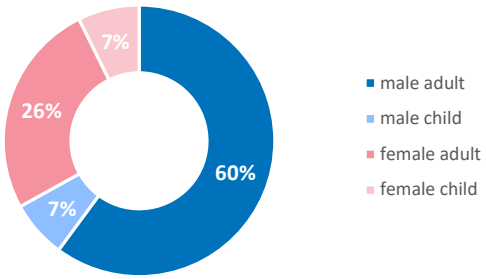

[2] The data is updated annually

Positive decisions by year

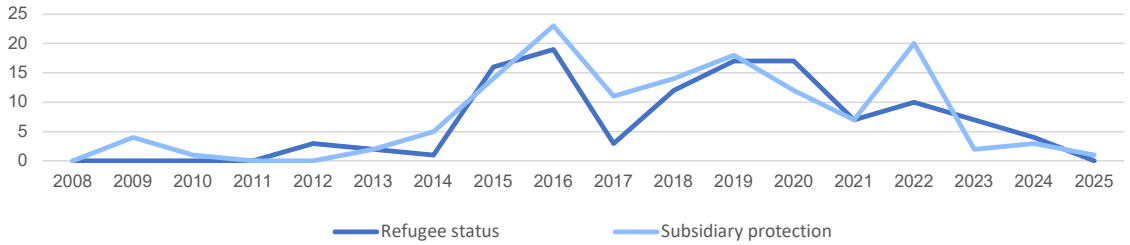

* Asylum statistics are provided by the Ministry of Interior

UNHCR profiling of arrivals*

Total profiled individuals – May:	**760**
Total profiled individuals – 2025:	3,220

Profiled by Nationality | 2025

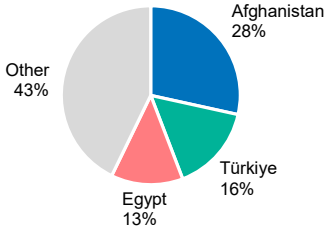

Profiled by Gender | 2025

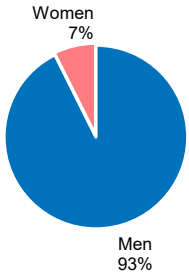

Profiled by Age | 2025

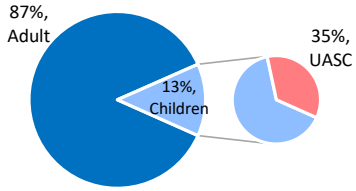

Level of education

Data collected from Apr 2023

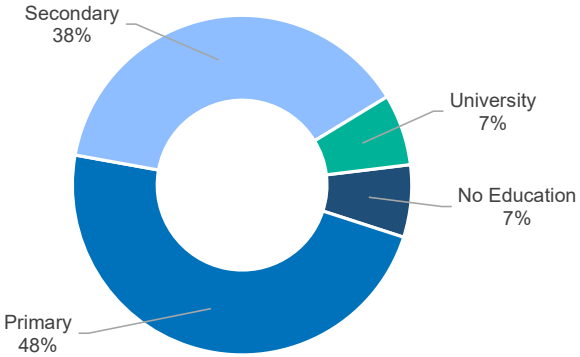

Occupations

Data collected from Apr 2023

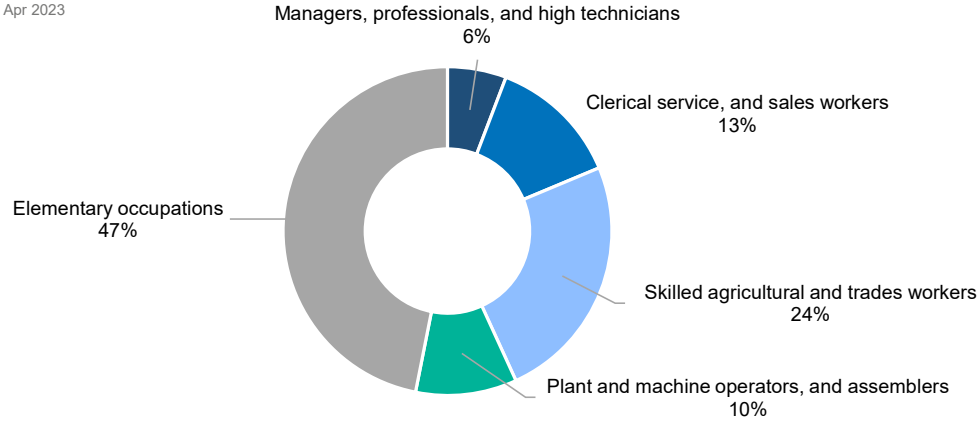

* Information based on findings of UNHCR staff and partners