Uganda Country Refugee Response Plan (UCRRP)
Critical Indicator Tracking Matrix - **Nyumanzi Reception Centre**

As of *04/07/2025 - 10/07/2025*

New arrivals

11,123
Arrivals since Jan 2025

137
Arrivals in the last reporting week

Occupancy

45%
The center is operating over capacity, accomodating a population of
448 compared to its capacity of
1,000 individuals

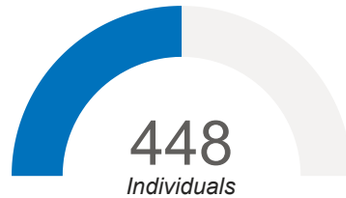

Daily new arrivals

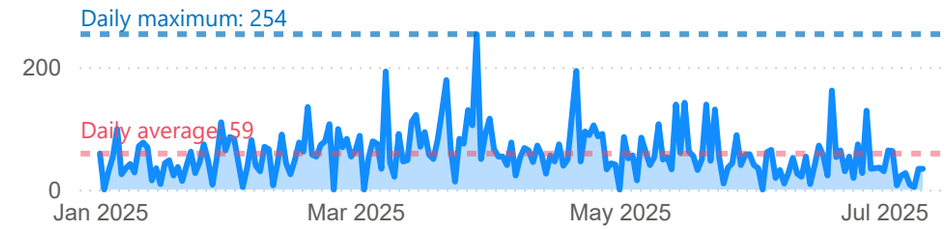

Sector	Indicator	Indicator Description / Standard	Target / Standard	Current status	What is being done - Comments	Status
Food	Food (Kilocalories/Person/Day)	2,100 kilo calories - The 2,100 kilocalories per person per day standard ensures basic energy and nutritional needs are met, typically provided through three balanced meals within the centres.	2,100	2,100	New arrivals at this reception centre are receiving 3 hot meals a day.	
Health	% Of Arrivals Medically Screened	100 per cent	100	100	All individuals screened prior to registration. No disease outbreak was reported.	
	Crude Mortality Rate	1 death/10000/day	1	0	No death was reported during the week.	
	Measles Vaccine Coverage Rate	100 per cent	95	100	62 children were vaccinated against measles. There are adequate vaccines, vaccine supplies and commodities available.	
	Skilled Birth Attendance	100 per cent	100	0	No delivery was registered.	
	Under Five Mortality Rate	2 deaths/10000/day	2	0	No death was reported during the week.	
Nutrition	Global Acute Malnutrition	< 10%	10	13	37(27 moderate & 10 severe) children were malnourished out of the 282 children screened for malnutrition during the bi-weekly mass nutrition screening at the reception centre. Among the new arrivals, 5(3 MAM & 2 SAM) were found out of 20 children screened for malnutrition.	
	Severe Acute Malnutrition Rate	< 2%	2	4	SAM rate is at 3.5% among the children at the reception centre and 8% among new arrivals.	
Protection	% Of Persons Individually Registered	100 per cent of the new arrivals should be registered in ProGres V4	100	35	Registration resumed last week and is progressing smoothly.	
Shelter	Accomodation Space	3.5 SQM/person (Has holding capacity of 1,000 individuals)	1,000	448	The transit centre is within capacity.	
WASH	Bathing Facilities	One facility per 50 people	9	64	No gap	
	Health Promoters Per Refugees	One for 500	1	6	No gap	
	Latrine Coverage	One latrine stance for 20 persons	22	73	No gap	
	Water Coverage	Min of 15 litres/person/day	15	80	No gap	

Indicates that there's a gap *Indicates that there's no gap*

Indicator data: OPM, partners, UNHCR **Author:** UNHCR Representation in Uganda **Feedback:** ugakaimug@unhcr.org **For more info, please visit:** www.ugandarefugees.org

Uganda Country Refugee Response Plan (UCRRP)
Critical Indicator Tracking Matrix - **Nyakabande Transit Centre**

As of *04/07/2025 - 10/07/2025*

New arrivals

42,726
Arrivals since Jan 2025

165
Arrivals in the last reporting week

Occupancy

26%
The center is operating within capacity, accomodating a population of
374 compared to its capacity of
1,420 individuals

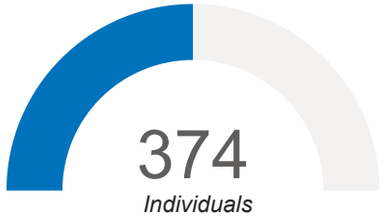

Daily new arrivals

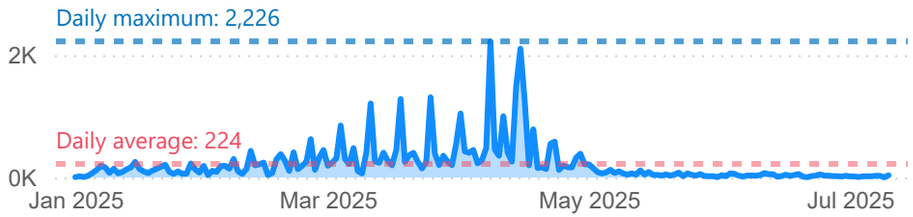

Sector	Indicator	Indicator Description / Standard	Target / Standard	Current status	What is being done - Comments	Status
Food	Food (Kilocalories/Person/Day)	2,100 kilo calories - The 2,100 kilocalories per person per day standard ensures basic energy and nutritional needs are met, typically provided through three balanced meals within the centres.	2,100	2,100	New arrivals at this transit centre are receiving 3 hot meals a day.	Indicates that there's no gap
Health	% Of Arrivals Medically Screened	100 per cent	100	100	All individuals screened prior to registration. No disease outbreak was reported.	Indicates that there's no gap
	Crude Mortality Rate	1 death/10000/day	1	0	No death was reported this week.	Indicates that there's no gap
	Measles Vaccine Coverage Rate	100 per cent	95	100	76 children were vaccinated against measles. There are adequate vaccines, vaccine supplies and commodities available.	Indicates that there's no gap
	Skilled Birth Attendance	100 per cent	100	100	1 emergency delivery was conducted within the week.	Indicates that there's no gap
	Under Five Mortality Rate	2 deaths/10000/day	2	0	No death was registered among children under 5 years during the week.	Indicates that there's no gap
Nutrition	Global Acute Malnutrition	< 10%	10	10	GAM is 10.3% among children in the reception centre with 3 (3 moderate and 0 severe) malnourished children identified out of 29 children screened. No child was found to be malnourished among the 23 children screened on arrival.	Indicates that there's a gap
	Severe Acute Malnutrition Rate	< 2%	2	0	SAM is at 0% among children in the reception centre follwoing the bi-weekly nutrition screening.	Indicates that there's no gap
Protection	% Of Persons Individually Registered	100 per cent of the new arrivals should be registered in ProGres V4	100	62	Registration activities are progressing smoothly.	Indicates that there's a gap
Shelter	Accomodation Space	3.5 SQM/person (Has holding capacity of 1,420 individuals)	1,420	374	The transit centre is within capacity.	Indicates that there's no gap
WASH	Bathing Facilities	One facility per 50 people	7	23	No gap	Indicates that there's no gap
	Health Promoters Per Refugees	One for 500	1	7	No gap	Indicates that there's no gap
	Latrine Coverage	One latrine stance for 20 persons	19	95	No gap	Indicates that there's no gap
	Water Coverage	Min of 15 litres/person/day	15	59	No gap	Indicates that there's no gap

Indicates that there's a gap *Indicates that there's no gap*

Uganda Country Refugee Response Plan (UCRRP)
Critical Indicator Tracking Matrix - **Matanda Transit Centre**

As of *04/07/2025 - 10/07/2025*

New arrivals

16,567
Arrivals since Jan 2025

16
Arrivals in the last reporting week

Occupancy

21%
The center is operating within capacity, accomodating a population of
191 compared to its capacity of
900 individuals

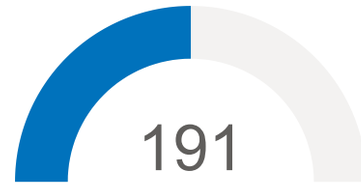

Daily new arrivals

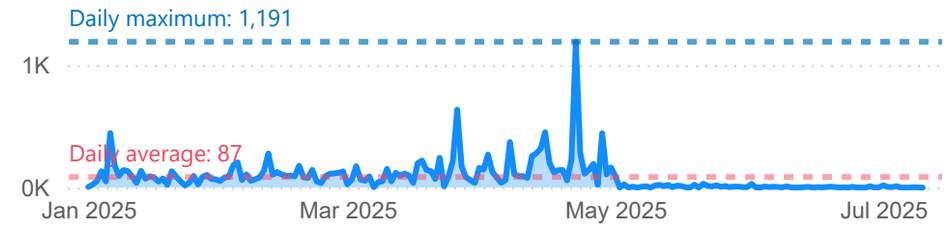

Sector	Indicator	Indicator Description / Standard	Target / Standard	Current status	What is being done - Comments	Status
Food	Food (Kilocalories/Person/Day)	2,100 kilo calories - The 2,100 kilocalories per person per day standard ensures basic energy and nutritional needs are met, typically provided through three balanced meals within the centres.	2,100	2,100	New arrivals at this transit centre are receiving 3 hot meals a day.	
Health	% Of Arrivals Medically Screened	100 per cent	100	100	All individuals screened prior to registration. No disease outbreak was reported.	
	Crude Mortality Rate	1 death/10000/day	1	0	No death was reported during the week.	
	Measles Vaccine Coverage Rate	100 per cent	95	100	1 child was vaccinated against measles. There are adequate vaccines, vaccine supplies and commodities available.	
	Skilled Birth Attendance	100 per cent	100	100	No delivery was registered.	
	Under Five Mortality Rate	2 deaths/10000/day	2	0	No death of children under 5 years was reported during the week.	
Nutrition	Global Acute Malnutrition	< 10%	10	8	GAM is 8.3% among children in the reception centre with no severely malnourished child identified out of 24 children screened at the reception center. 5(3 MAM & 2 SAM) children were found to be malnourished among the new arrivals.	
	Severe Acute Malnutrition Rate	< 2%	2	0	SAM is at 0% among children in the reception centre with no severely malnourished child identified out of 24 children screened at the reception centre from the bi-weekly screening. No child was found to be malnourished among the new arrivals.	
Protection	% Of Persons Individually Registered	100 per cent of the new arrivals should be registered in ProGres V4	100	15	Registration activities are progressing smoothly.	
Shelter	Accomodation Space	3.5 SQM/person (Has holding capacity of 900 individuals)	900	191	The transit centre is within capacity.	
WASH	Bathing Facilities	One facility per 50 people	4	25	No gap	
	Health Promoters Per Refugees	One for 500	1	2	No gap	
	Latrine Coverage	One latrine stance for 20 persons	10	25	No gap	
	Water Coverage	Min of 15 litres/person/day	15	209	No gap	

Indicates that there's a gap *Indicates that there's no gap*

Uganda Country Refugee Response Plan (UCRRP)
Critical Indicator Tracking Matrix - **Kiryandongo Reception Centre**

As of *04/07/2025 - 10/07/2025*

New arrivals

16,873
Arrivals since Jan 2025

563
Arrivals in the last reporting week

Occupancy

195%
The center is operating over capacity, accomodating a population of
1,016 compared to its capacity of
521 individuals

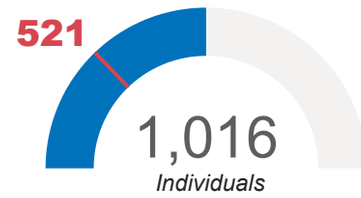

Daily new arrivals

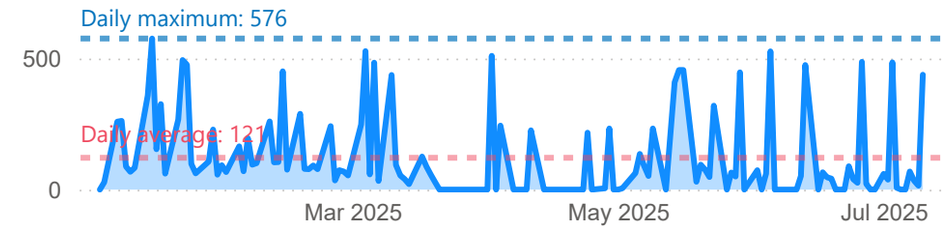

Sector	Indicator	Indicator Description / Standard	Target / Standard	Current status	What is being done - Comments	Status
Food	Food (Kilocalories/Person/Day)	2,100 kilo calories - The 2,100 kilocalories per person per day standard ensures basic energy and nutritional needs are met, typically provided through three balanced meals within the centres.	2,100	2,100	New arrivals at this reception centre are receiving 3 hot meals a day.	
Nutrition	Global Acute Malnutrition	< 10%	10	26	GAM is 26.3% among children in the reception centre with 29 (25 moderate and 4 severe) malnourished children identified out of 95 children screened.	
	Severe Acute Malnutrition Rate	< 2%	2	4	SAM is at 4.2% among children in the reception centre out of the 95 children screened.	
Protection	% Of Persons Individually Registered	100 per cent of the new arrivals should be registered in ProGres V4	100	75	Registration actvities are progressing smoothly with minimal gaps.	
Shelter	Accomodation Space	3.5 SQM/person (Has holding capacity of 521 individuals)	521	1,016	The transit centre is at 195% occupancy capacity.	
WASH	Bathing Facilities	One facility per 50 people	20	33	No gap	
	Health Promoters Per Refugees	One for 500	2	2	No gap	
	Latrine Coverage	One latrine stance for 20 persons	51	26	There's a gap of 25 latrine stances.	
	Water Coverage	Min of 15 litres/person/day	15	30	No gap	

Note: *Health indicators are screened at the transit centres and therefore not repeated at the reception centre.*

Indicates that there's a gap *Indicates that there's no gap*

Uganda Country Refugee Response Plan (UCRRP)
Critical Indicator Tracking Matrix - **Lokung Collection Point**

As of *04/07/2025 - 10/07/2025*

New arrivals

6,954
Arrivals since Jan 2025

110
Arrivals in the last reporting week

Occupancy

194%
The center is operating over capacity, accomodating a population of
834 compared to its capacity of
430 individuals

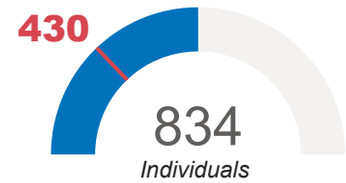

Daily new arrivals

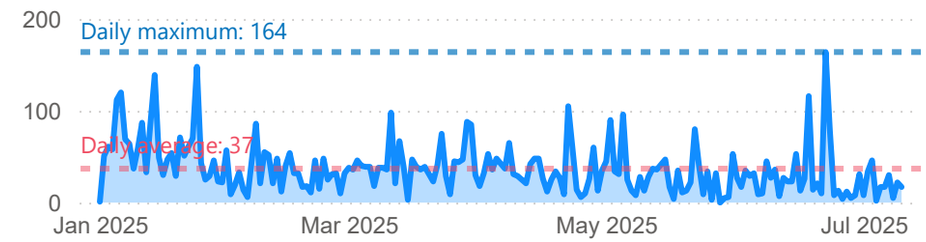

Sector	Indicator	Indicator Description / Standard	Target / Standard	Current status	What is being done - Comments	Status
Food	Food (Kilocalories/Person/Day)	2,100 kilo calories - The 2,100 kilocalories per person per day standard ensures basic energy and nutritional needs are met, typically provided through three balanced meals within the centres.	2,100	2,100	New arrivals at this reception centre are receiving 3 hot meals a day.	Gap: No
Health	% Of Arrivals Medically Screened	100 per cent	100	100	All individuals screened prior to registration. No disease outbreak was reported.	Gap: No
	Crude Mortality Rate	1 death/10000/day	1	0	No death was reported during the week.	Gap: No
	Measles Vaccine Coverage Rate	100 per cent	95	100	94 children were vaccinated against measles. There are adequate vaccines, vaccine supplies and commodities available.	Gap: No
	Skilled Birth Attendance	100 per cent	100	0	No delivery was registered.	Gap: No
	Under Five Mortality Rate	2 deaths/10000/day	2	0	No death was reported during the week.	Gap: No
Nutrition	Global Acute Malnutrition	< 10%	10	14	GAM is 13.7% among children in the reception centre with 7 malnourished children identified out of 51 children screened. 5.1% GAM among new arrivals out of 39 children screened on arrival.	Gap: Yes
	Severe Acute Malnutrition Rate	< 2%	2	0	SAM is at 0% among children in the reception centre follwoing the bi-weekly nutrition screening. 1 SAM cases registered among new arrivals.	Gap: No
Protection	% Of Persons Individually Registered	100 per cent of the new arrivals should be registered in ProGres V4	100	2	Registration activities are progressing smoothly, however, during the reporting period, focus shifted to other registration activities.	Gap: Yes
Shelter	Accomodation Space	3.5 SQM/person (Has holding capacity of 430 individuals)	430	834	The transit centre is at 194% occupancy capacity.	Gap: Yes
WASH	Bathing Facilities	One facility per 50 people	17	112	No gap	Gap: No
	Health Promoters Per Refugees	One for 500	2	4	No gap	Gap: No
	Latrine Coverage	One latrine stance for 20 persons	42	89	No gap	Gap: No
	Water Coverage	Min of 15 litres/person/day	15	12	There's a gap of 2,510 litres of water.	Gap: Yes

Indicates that there's a gap *Indicates that there's no gap*

Uganda Country Refugee Response Plan (UCRRP)
Critical Indicator Tracking Matrix - **Bubukwanga Transit Centre**

As of *04/07/2025 - 10/07/2025*

New arrivals

2,415
Arrivals since Jan 2025

62
Arrivals in the last reporting week

Occupancy

64%
The center is operating within capacity, accomodating a population of
413 compared to its capacity of
650 individuals

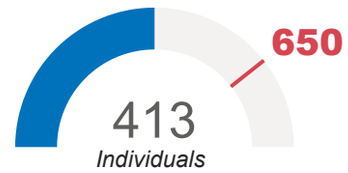

Daily new arrivals

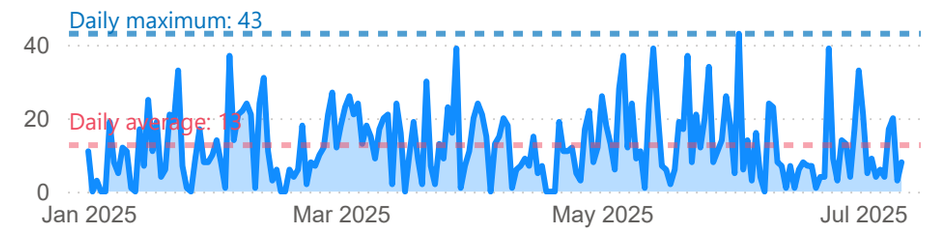

Sector	Indicator	Indicator Description / Standard	Target / Standard	Current status	What is being done - Comments	Status
Food	Food (Kilocalories/Person/Day)	2,100 kilo calories - The 2,100 kilocalories per person per day standard ensures basic energy and nutritional needs are met, typically provided through three balanced meals within the centres.	2,100	2,100	New arrivals at this reception centre are receiving 3 hot meals a day.	Green
Health	% Of Arrivals Medically Screened	100 per cent	100	100	All individuals screened prior to registration. No disease outbreak was reported.	Green
	Crude Mortality Rate	1 death/10000/day	1	0	No death was reported during the week.	Green
	Measles Vaccine Coverage Rate	100 per cent	95	100	21 children were vaccinated against measles. There are adequate vaccines, vaccine supplies and commodities available.	Green
	Skilled Birth Attendance	100 per cent	100	0	No delivery was registered.	Green
	Under Five Mortality Rate	2 deaths/10000/day	2	0	No death was reported during the week.	Green
Nutrition	Global Acute Malnutrition	< 10%	10	8	GAM is 8.1% among children in the reception centre with 5 (3 moderate and 2 severe) malnourished children identified out of 62 children screened. No child was found to be moderately malnourished among the 11 children screened on arrival.	Green
	Severe Acute Malnutrition Rate	< 2%	2	3	SAM rate is at 3.2% among the children at the reception centre. No child was found to be malnourished among the new arrivals screened.	Red
Protection	% Of Persons Individually Registered	100 per cent of the new arrivals should be registered in ProGres V4	100	29	Registration actvities are progressing smoothly.	Red
Shelter	Accomodation Space	3.5 SQM/person (Has holding capacity of 650 individuals)	650	413	The transit centre is within capacity.	Green
WASH	Bathing Facilities	One facility per 50 people	8	25	No gap	Green
	Health Promoters Per Refugees	One for 500	1	4	No gap	Green
	Latrine Coverage	One latrine stance for 20 persons	21	25	No gap	Green
	Water Coverage	Min of 15 litres/person/day	15	65	No gap	Green

Indicates that there's a gap *Indicates that there's no gap*

Indicator data: OPM, partners, UNHCR **Author:** UNHCR Representation in Uganda **Feedback:** ugakaimug@unhcr.org **For more info, please visit:** www.ugandarefugees.org

Uganda Country Refugee Response Plan (UCRRP)
Critical Indicator Tracking Matrix - **Kabazana Reception Centre**

As of *04/07/2025 - 10/07/2025*

New arrivals

52,805
Arrivals since Jan 2025

0
Arrivals in the last reporting week

Occupancy

92%
The center is operating over capacity, accomodating a population of
1,384 compared to its capacity of
1,500 individuals

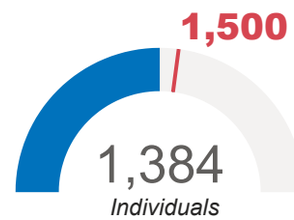

Daily new arrivals

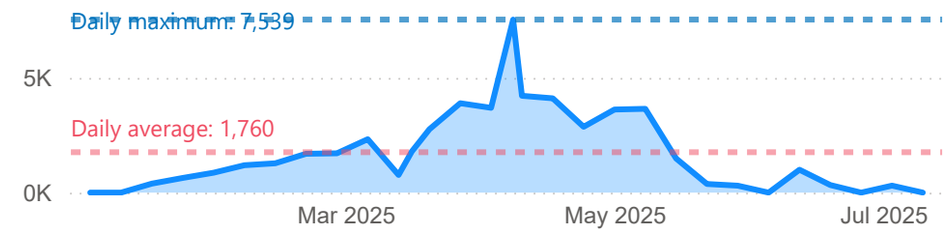

Sector	Indicator	Indicator Description / Standard	Target / Standard	Current status	What is being done - Comments	Status
Food	Food (Kilocalories/Person/Day)	2,100 kilo calories - The 2,100 kilocalories per person per day standard ensures basic energy and nutritional needs are met, typically provided through three balanced meals within the centres.	2,100	2,100	New arrivals at this reception centre are receiving 3 hot meals a day.	
Nutrition	Global Acute Malnutrition	< 10%	10	10	GAM is 10.2% among children in the reception centre with 30 (26 moderate and 4 severe) malnourished children identified out of 294 children screened.	
	Severe Acute Malnutrition Rate	< 2%	2	1	SAM is at 1.4% among children in the reception centre out of the 294 children screened.	
Protection	% Of Persons Individually Registered	100 per cent of the new arrivals should be registered in ProGres V4	100	100	Arrivals relocated to Kabazana have already been registered.	
Shelter	Accomodation Space	3.5 SQM/person (Has holding capacity of 1,500 individuals)	1,500	1,384	The transit centre is within capacity.	
WASH	Bathing Facilities	One facility per 50 people	28	62	No gap	
	Health Promoters Per Refugees	One for 500	3	201	No gap	
	Latrine Coverage	One latrine stance for 20 persons	69	36	There's a gap of 33 latrine stances.	
	Water Coverage	Min of 15 litres/person/day	15	9	There's a gap of 10,380 litres of water.	

Note: *Health indicators are screened at the transit centres and therefore not repeated at the reception centre.*

Indicates that there's a gap *Indicates that there's no gap*

Uganda Country Refugee Response Plan (UCRRP)
Critical Indicator Tracking Matrix - **Kagoma Reception Centre**

As of *04/07/2025 - 10/07/2025*

New arrivals

3,893
Arrivals since Jan 2025

33
Arrivals in the last reporting week

Occupancy

46%
The center is operating within capacity, accomodating a population of
570 compared to its capacity of
1,230 individuals

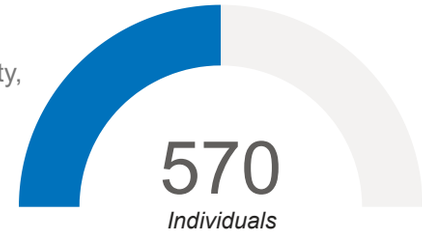

Daily new arrivals

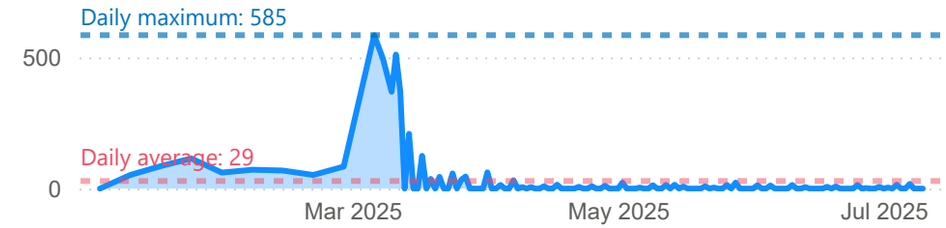

Sector	Indicator	Indicator Description / Standard	Target / Standard	Current status	What is being done - Comments	Status
Food	Food (Kilocalories/Person/Day)	2,100 kilo calories - The 2,100 kilocalories per person per day standard ensures basic energy and nutritional needs are met, typically provided through three balanced meals within the centres.	2,100	2,100	New arrivals at this reception centre are receiving 3 hot meals a day.	
Nutrition	Global Acute Malnutrition	< 10%	10	5	GAM is 4.7% among children in the recption centre with 2 moderately malnourished children identified out of 42 children screened. No malnourished child was registered among those screened on arrival in the reporting week.	
	Severe Acute Malnutrition Rate	< 2%	2	0	No SAM cases registered.	
Protection	% Of Persons Individually Registered	100 per cent of the new arrivals should be registered in ProGres V4	100	10	Registration of arrivals resumed in this reporting week and it's slowly gaining momentum.	
Shelter	Accomodation Space	3.5 SQM/person (Has holding capacity of 1,230 individuals)	1,230	570	The transit centre is within capacity.	
WASH	Bathing Facilities	One facility per 50 people	11	29	No gap	
	Health Promoters Per Refugees	One for 500	1	4	No gap	
	Latrine Coverage	One latrine stance for 20 persons	29	54	No gap	
	Water Coverage	Min of 15 litres/person/day	15	70	No gap	

Note: *Health indicators are screened at the transit centres and therefore not repeated at the reception centre.*

Indicates that there's a gap *Indicates that there's no gap*