UGANDA- POPULATION DASHBOARD

ANNEX III - SETTLEMENT PROFILES 31-Jul-2025

Adjumani

Total Population	Total Refugees
231,491	231,483
Total Households	Total Asylum-Seekers
29,740	8

Women and Children 190,164 — 82 %

Female 123,609 — 53 %

Elderly (60+) 7,413 — 3 %

Youth (15-24) 65,138 — 28 %

New Registration by Month

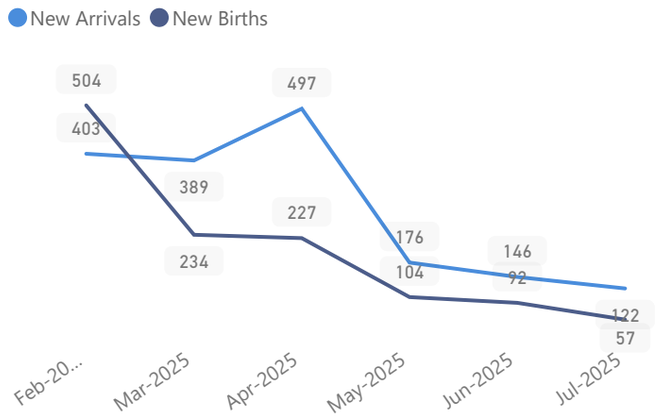

Main Hosting Locations

Zone	HHs	Individuals
Nyumanzi	4,955	48,027
Pagrinya	6,070	38,658
Ayilo I	2,949	28,561
Maaji II	2,590	18,873
Ayilo II	2,007	15,634
Maaji III	2,293	15,071
Boroli I	1,314	9,752
Mirieyi	1,034	9,180
Alere	852	7,879
Agojo	1,502	7,541
Baratuku	803	6,588
Mungula I	669	5,794
Olua I	611	5,359
Boroli II	672	4,669
Olua II	430	3,877
Mungula II	295	1,761
Oliji	238	1,593
Elema	182	969
Maaji I	83	575

Main Countries of Origin	Total
South Sudan	230,990
Sudan	316

Main Occupations

17% Have occupation



* Age is between 18 - 59 years for Occupation

Age & Gender Breakdown

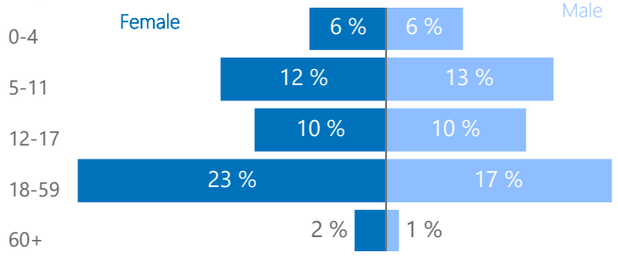

Main Specific Needs

21,036 — 14,310

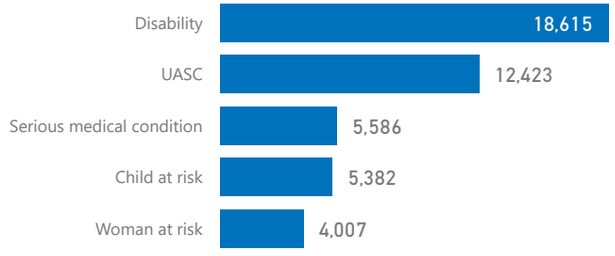

Source: Statistics - OPM (proGres)

Feedback: ugakareg@unhcr.org

Creation date: 01-Aug-2025

UGANDA- POPULATION DASHBOARD

ANNEX III - SETTLEMENT PROFILES 31-Jul-2025

Bidibidi

Total Population	Total Refugees
208,525	208,523
Total Households	Total Asylum-Seekers
36,818	2

Women and Children 169,837

81 %

Female 109,267

52 %

Elderly (60+) 5,838

3 %

Youth (15-24) 59,111

28 %

Main Hosting Locations

Zone	HHs	Individuals
Zone 3	9,306	49,380
Zone 2	7,542	46,657
Zone 5	8,123	43,120
Zone 1	6,453	39,903
Zone 4	5,391	29,449

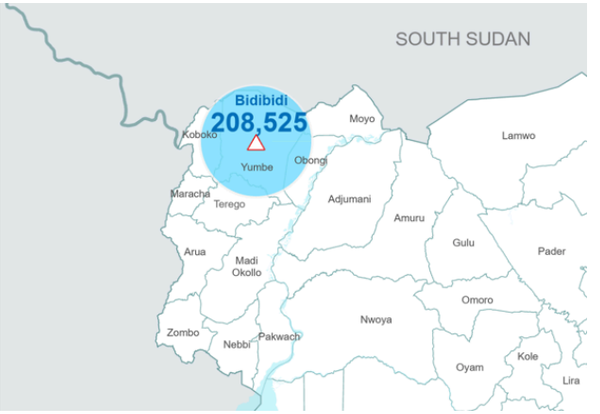

Main Countries of Origin

	Total
South Sudan	208,370
Sudan	108
DR Congo	41
Ethiopia	3

Age & Gender Breakdown

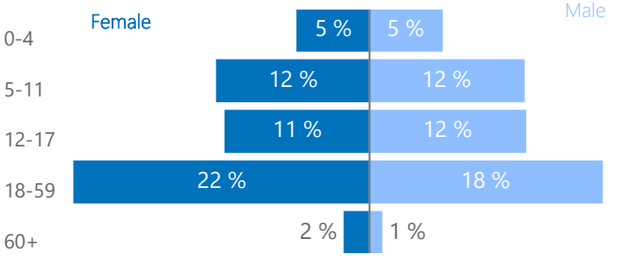

New Registration by Month

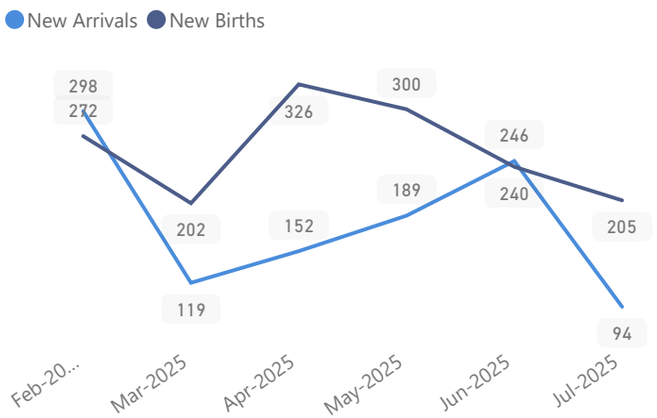

Main Occupations

14% Have occupation

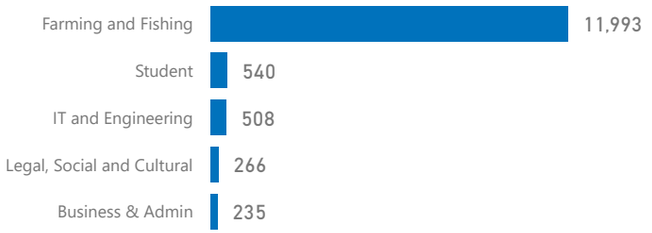

* Age is between 18 - 59 years for Occupation

Main Specific Needs

9,860 5,415

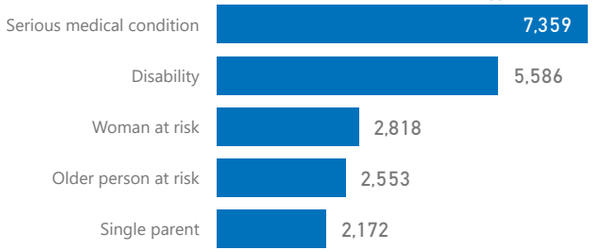

UGANDA- POPULATION DASHBOARD

ANNEX III - SETTLEMENT PROFILES 31-Jul-2025

Imvepi

Total Population	Total Refugees
74,252	74,220
Total Households	Total Asylum-Seekers
16,959	32

Women and Children 60,547 — 82 %

Female 39,414 — 53 %

Elderly (60+) 2,255 — 3 %

Youth (15-24) 18,580 — 25 %

Main Hosting Locations

Zone	HHs	Individuals
Zone 1	7,599	32,216
Zone 2	5,159	25,903
Zone 3	3,378	13,748
Zone 4	822	2,384

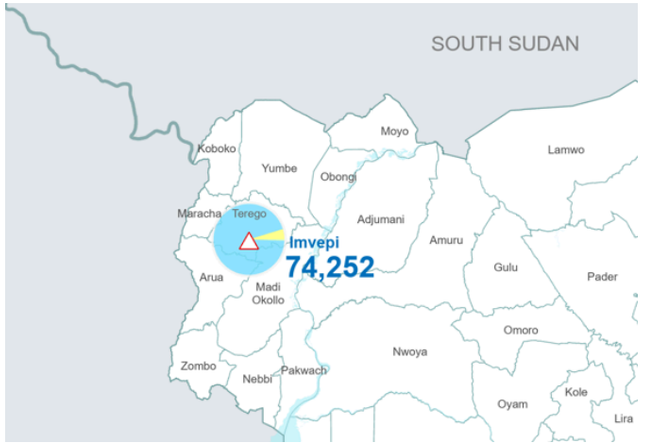

Main Countries of Origin

Main Countries of Origin	Total
South Sudan	70,343
DR Congo	3,496
Sudan	411
Ethiopia	1
Rwanda	1
United Republic of Tanzania	1

Age & Gender Breakdown

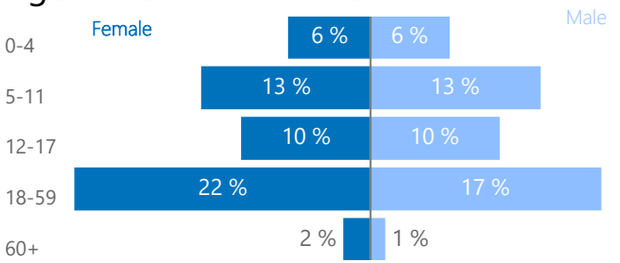

New Registration by Month

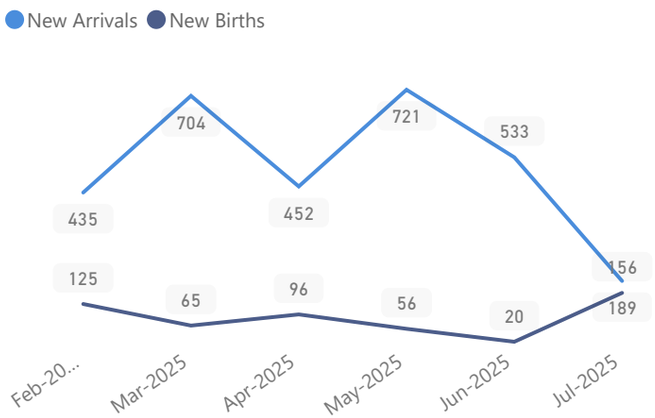

Main Occupations

19% Have occupation



* Age is between 18 - 59 years for Occupation

Main Specific Needs

6,918 4,227

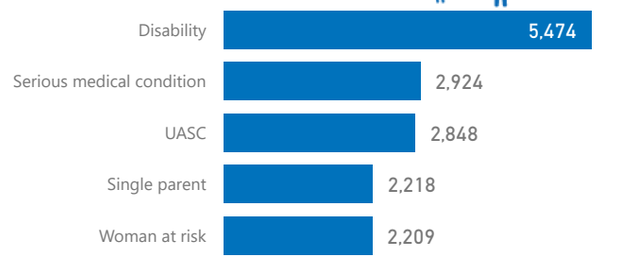

UGANDA- POPULATION DASHBOARD

ANNEX III - SETTLEMENT PROFILES 31-Jul-2025

Kampala

Total Population	Total Refugees
158,726	127,941
Total Households	Total Asylum-Seekers
96,446	30,785

Women and Children 94,137 — 59 %

Female 71,806 — 45 %

Elderly (60+) 2,433 — 2 %

Youth (15-24) 34,600 — 22 %

Main Hosting Locations

Zone	HHs	Individuals
Makindye Division	47,640	78,373
Kampala Central	28,224	38,957
Rubaga Division	16,099	30,745
Kawempe Division	2,759	5,361
Nakawa	1,110	3,091

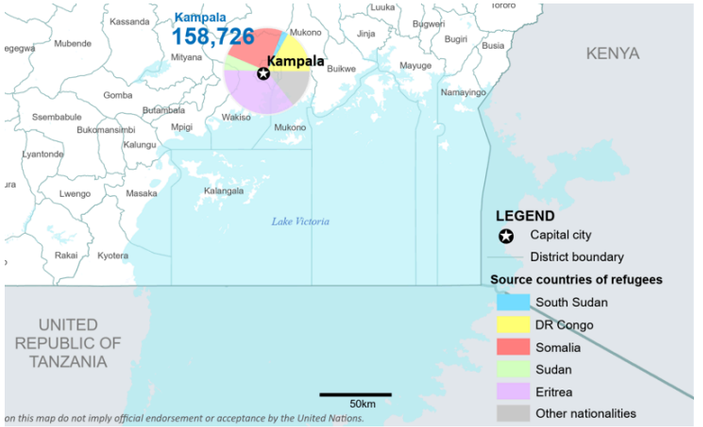

Main Countries of Origin

	Total
Eritrea	56,972
Somalia	38,790
DR Congo	26,654
Ethiopia	14,383

Age & Gender Breakdown

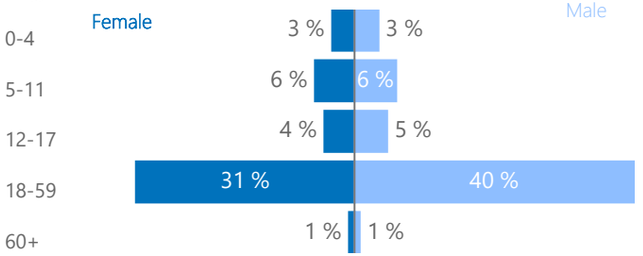

New Registration by Month

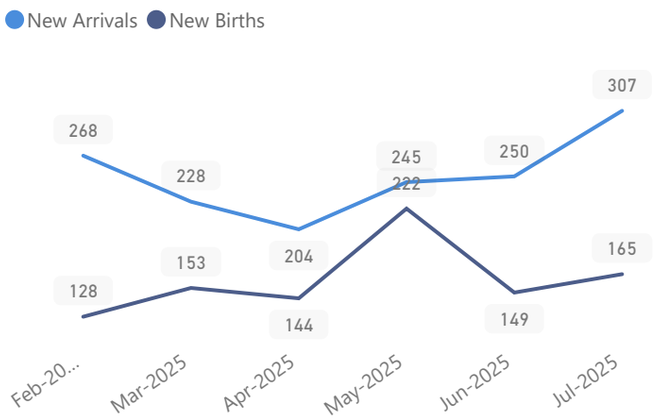

Main Occupations

4% Have occupation

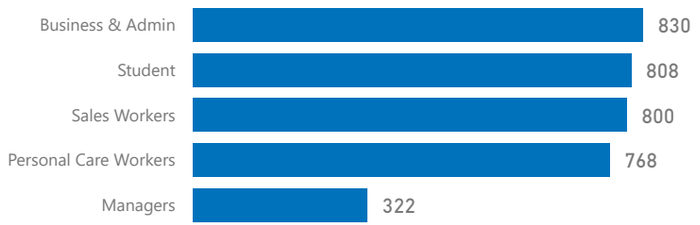

* Age is between 18 - 59 years for Occupation

Main Specific Needs

1,145 947

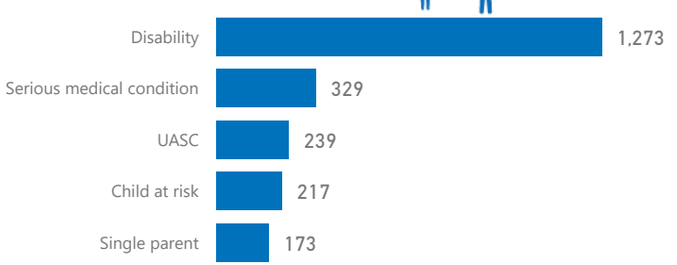

UGANDA- POPULATION DASHBOARD

ANNEX III - SETTLEMENT PROFILES 31-Jul-2025

Kiryandongo

Total Population	Total Refugees
161,499	161,436
Total Households	Total Asylum-Seekers
45,492	63

Women and Children 121,998 — 76 %

Female 82,102 — 51 %

Elderly (60+) 5,343 — 3 %

Youth (15-24) 44,969 — 28 %

Main Hosting Locations

Zone	HHs	Individuals
Ranch 1	32,547	101,713
Ranch 37	12,904	59,589

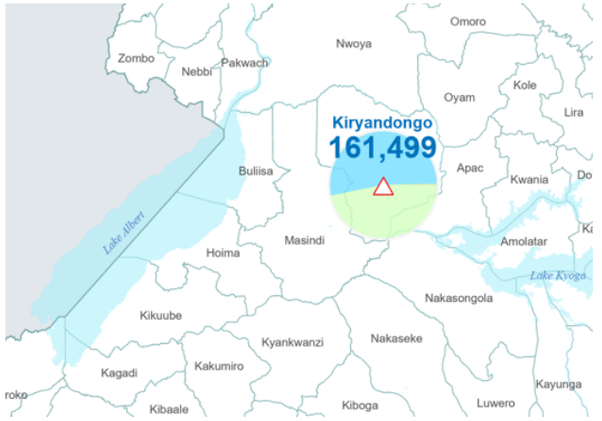

Main Countries of Origin

	Total
South Sudan	85,635
Sudan	75,360
DR Congo	394
Kenya	194

Age & Gender Breakdown

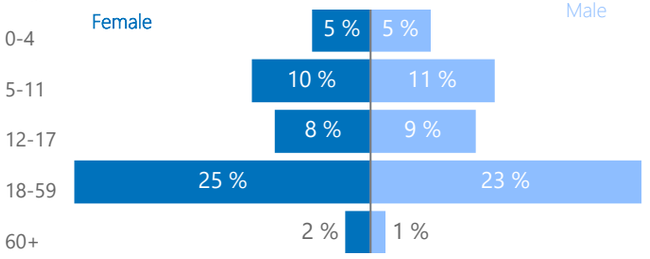

New Registration by Month

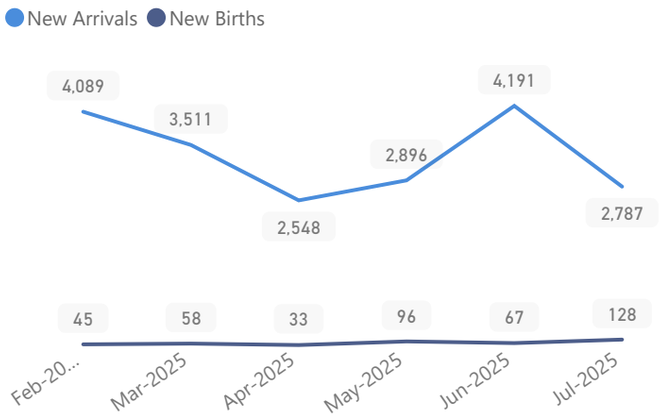

Main Occupations

9% Have occupation

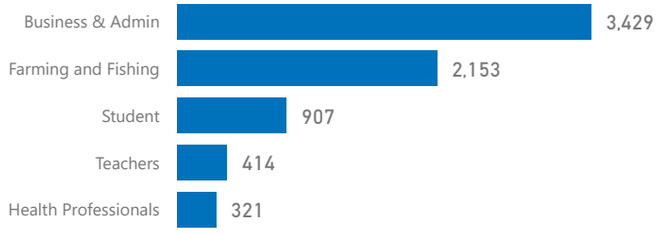

* Age is between 18 - 59 years for Occupation

Main Specific Needs

11,432 7,363

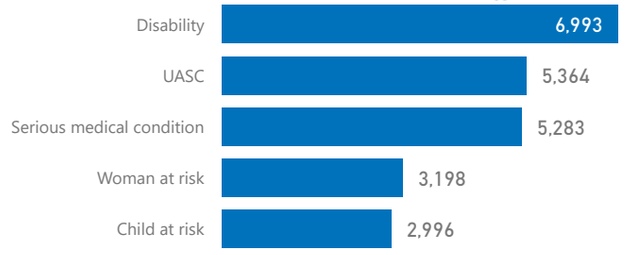

Source: Statistics - OPM (proGres)

Feedback: ugakareg@unhcr.org

Creation date: 01-Aug-2025

UGANDA- POPULATION DASHBOARD

ANNEX III - SETTLEMENT PROFILES 31-Jul-2025

Kyaka II

Total Population	Total Refugees
136,129	132,449
Total Households	Total Asylum-Seekers
35,770	3,680

Women and Children 107,614 — 79 %

Female 69,349 — 51 %

Elderly (60+) 3,829 — 3 %

Youth (15-24) 27,972 — 21 %

Main Hosting Locations

Zone	HHs	Individuals
Sweswe	7,101	25,306
Byabakora	5,687	22,596
Bwiriza	5,935	21,939
Mukondo	4,807	19,084
Itambabiniga	4,676	17,454

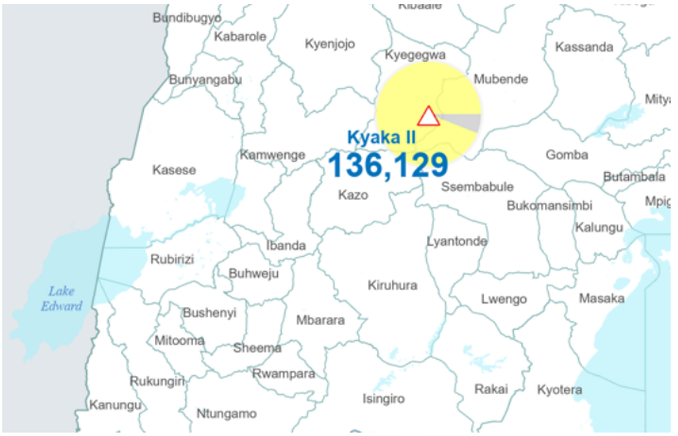

Main Countries of Origin

	Total
DR Congo	128,047
Rwanda	4,352
Burundi	3,601
South Sudan	59

Age & Gender Breakdown

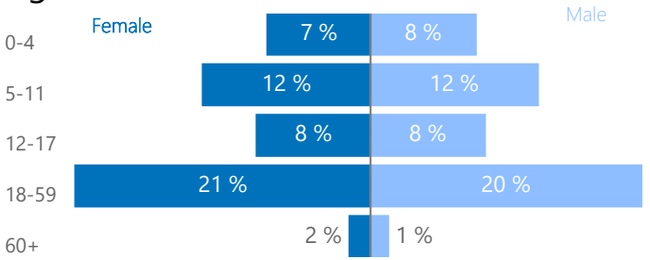

New Registration by Month

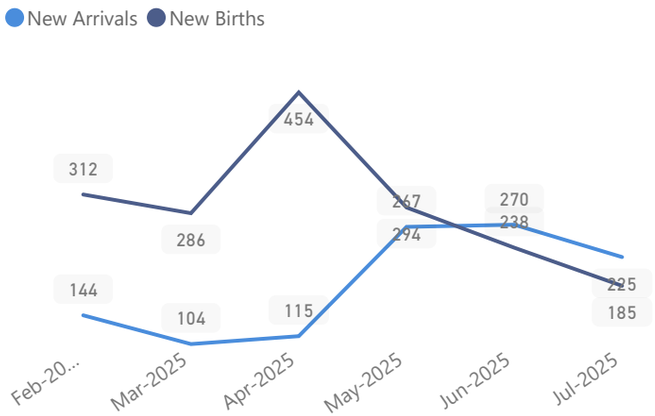

Main Occupations

19% Have occupation



* Age is between 18 - 59 years for Occupation

Main Specific Needs

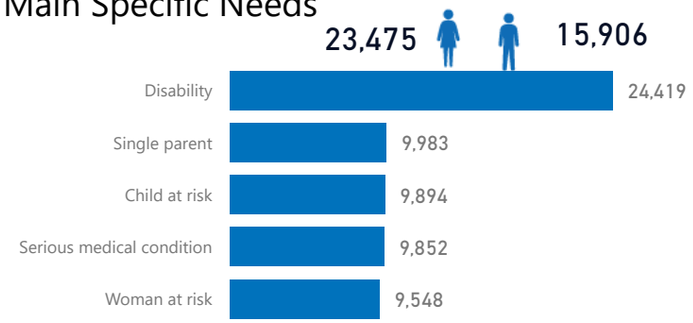

UGANDA- POPULATION DASHBOARD

ANNEX III - SETTLEMENT PROFILES 31-Jul-2025

Kyangwali

Total Population	Total Refugees
151,928	151,549
Total Households	Total Asylum-Seekers
45,132	379

Women and Children 123,402 — 81 %

Female 80,594 — 53 %

Elderly (60+) 5,259 — 3 %

Youth (15-24) 28,445 — 19 %

Main Hosting Locations

Zone	HHs	Individuals
Bukinda	5,228	11,496
Kyebitaka	2,654	11,335
Mombasa	1,989	7,806
Mukunyu A	2,781	7,778
Kentomi	2,378	7,440
Kagoma	2,064	7,408
Waibuga	2,182	7,405
Karuhinda	2,234	7,404
Malumba	1,927	6,538
Nyampindu	2,002	6,236

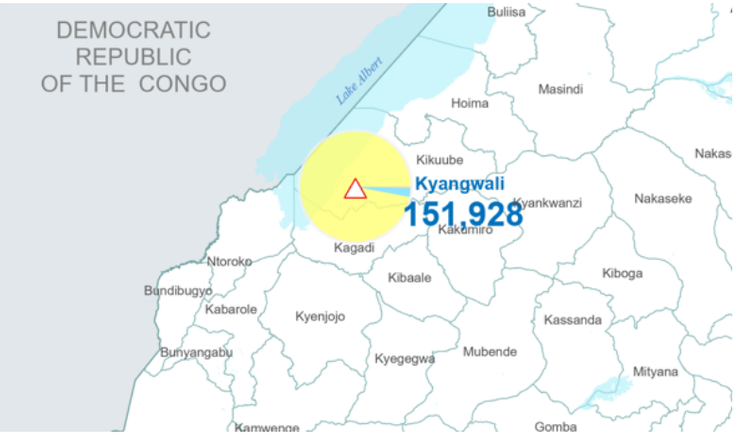

Main Countries of Origin

	Total
DR Congo	147,435
South Sudan	3,712
Rwanda	629
Burundi	132

Age & Gender Breakdown

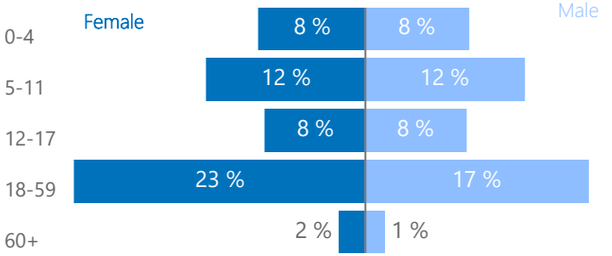

New Registration by Month

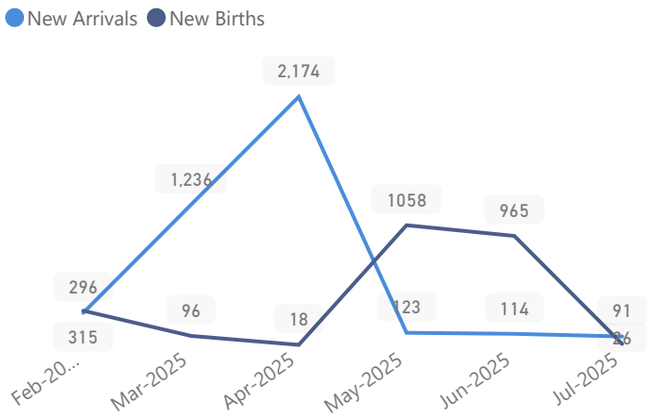

Main Occupations

38% Have occupation

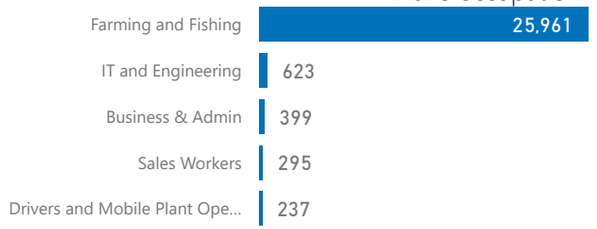

* Age is between 18 - 59 years for Occupation

Main Specific Needs

23,415 — 11,921

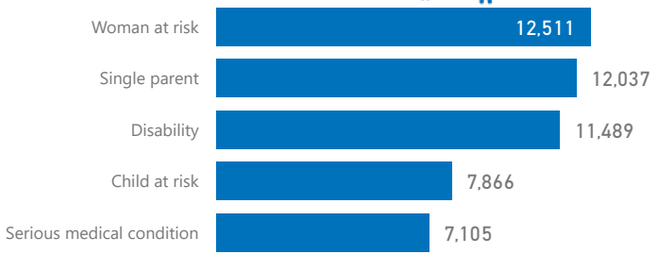

UGANDA- POPULATION DASHBOARD

ANNEX III - SETTLEMENT PROFILES 31-Jul-2025

Lobule

Total Population	Total Refugees
6,376	6,376
Total Households	Total Asylum-Seekers
973	0

Women and Children 5,168 — 81 %

Female 3,350 — 53 %

Elderly (60+) 214 — 3 %

Youth (15-24) 1,981 — 31 %

Main Hosting Locations

Zone	HHs	Individuals
Zone B	502	3,364
Zone A	471	3,012

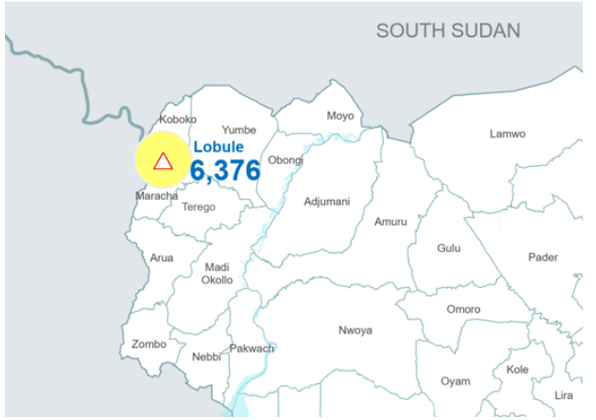

Main Countries of Origin

Main Countries of Origin	Total
DR Congo	6,359
South Sudan	17
Somalia	1

Age & Gender Breakdown

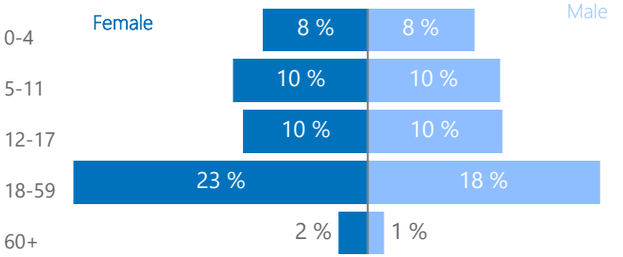

New Registration by Month

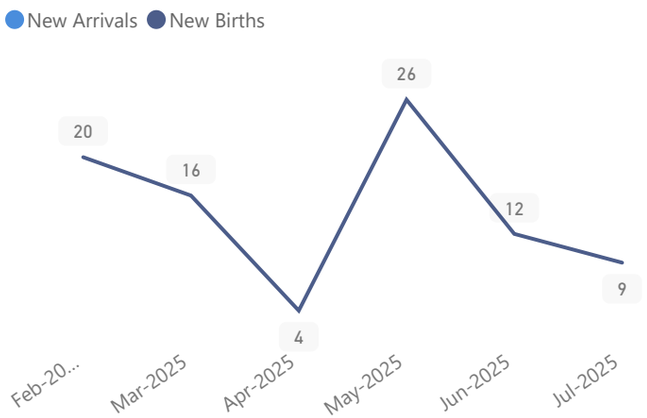

Main Occupations

30% Have occupation

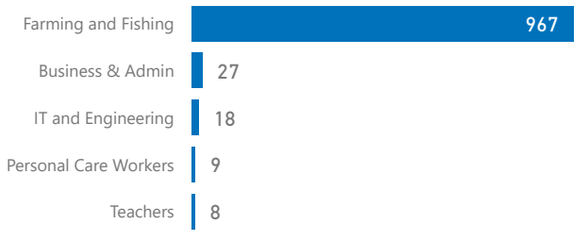

* Age is between 18 - 59 years for Occupation

Main Specific Needs

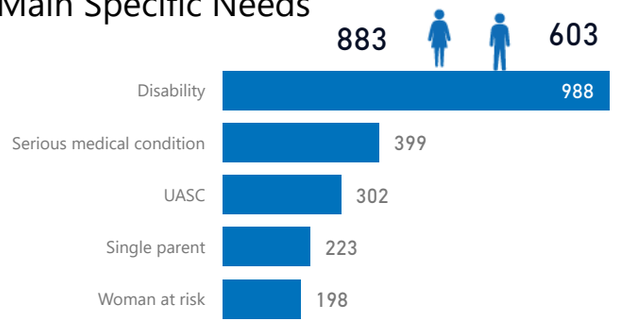

UGANDA- POPULATION DASHBOARD

ANNEX III - SETTLEMENT PROFILES 31-Jul-2025

Nakivale

Total Population	Total Refugees
268,373	266,076
Total Households	Total Asylum-Seekers
102,241	2,297

Women and Children 198,594 — 74 %

Female 134,738 — 50 %

Elderly (60+) 7,431 — 3 %

Youth (15-24) 65,363 — 24 %

Main Hosting Locations

Zone	HHs	Individuals
Rubondo	38,654	103,477
Juru	45,879	95,191
Base Camp	17,040	68,293

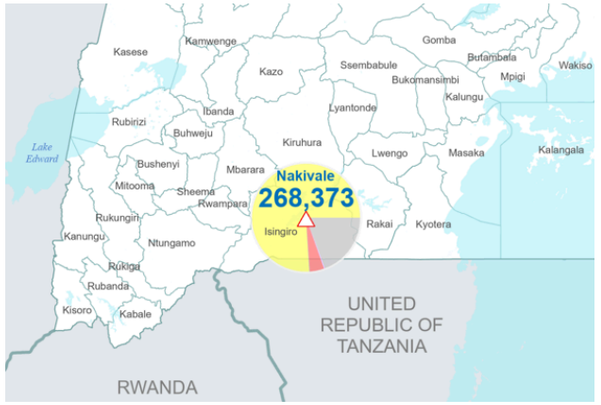

Main Countries of Origin

Main Countries of Origin	Total
DR Congo	203,943
Burundi	34,802
Rwanda	15,403
Somalia	11,546

Age & Gender Breakdown

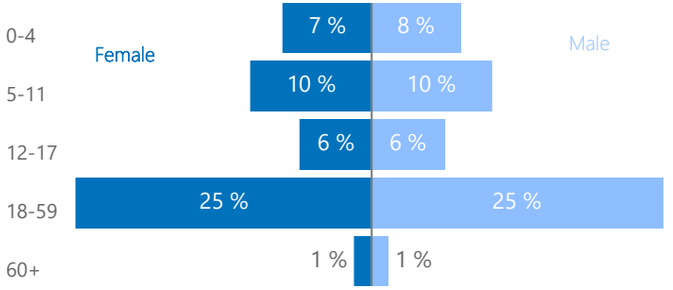

New Registration by Month

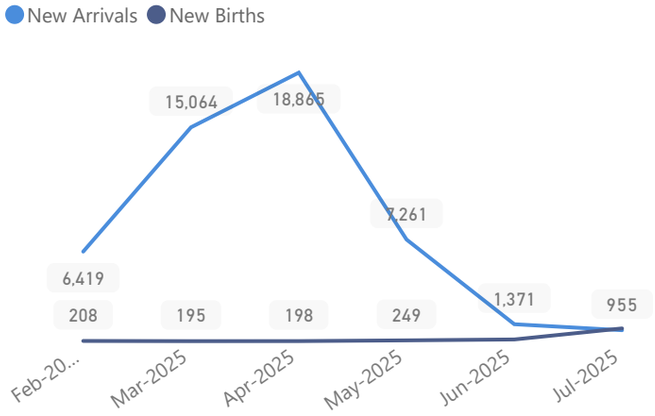

Main Occupations

15% Have occupation



* Age is between 18 - 59 years for Occupation

Main Specific Needs

24,533 — 16,535

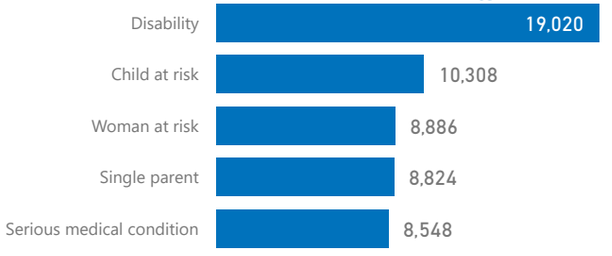

UGANDA- POPULATION DASHBOARD

ANNEX III - SETTLEMENT PROFILES 31-Jul-2025

Oruchinga

Total Population	Total Refugees
8,121	8,121
Total Households	Total Asylum-Seekers
1,733	0

Women and Children 6,338 — 78 %

Female 4,172 — 51 %

Elderly (60+) 292 — 4 %

Youth (15-24) 1,850 — 23 %

Main Hosting Locations

Zone	HHs	Individuals
Kifunjo	541	2,368
Michinga	432	2,100
Busheka	432	2,018

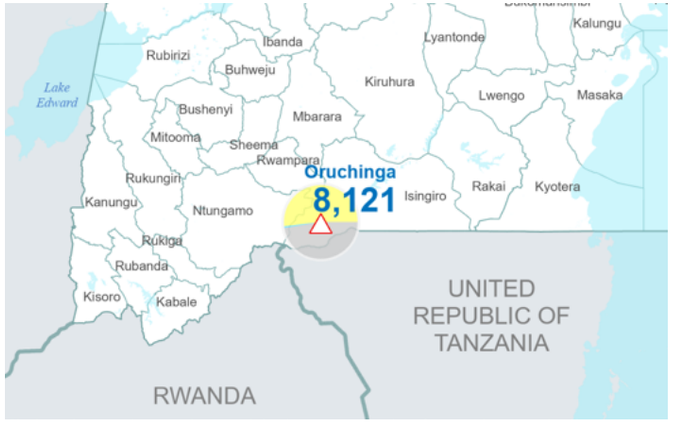

Main Countries of Origin

	Total
DR Congo	4,216
Rwanda	2,150
Burundi	1,694
South Sudan	66

Age & Gender Breakdown

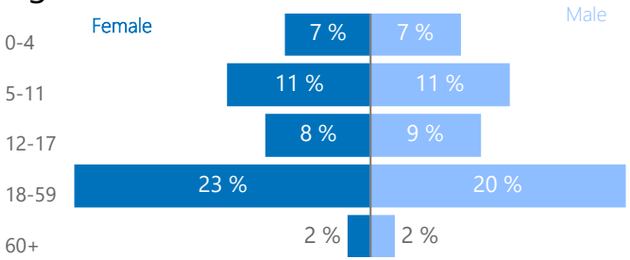

New Registration by Month

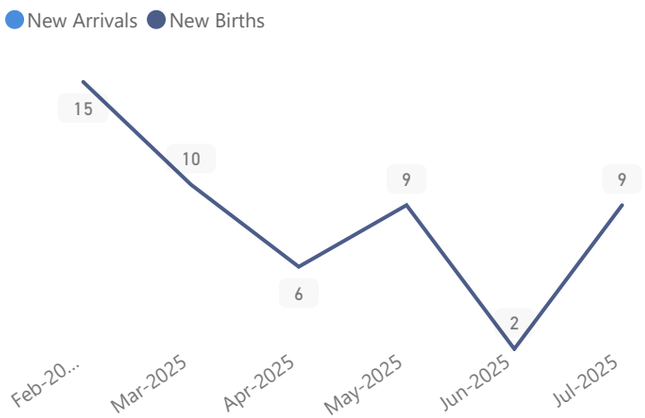

Main Occupations

32% Have occupation

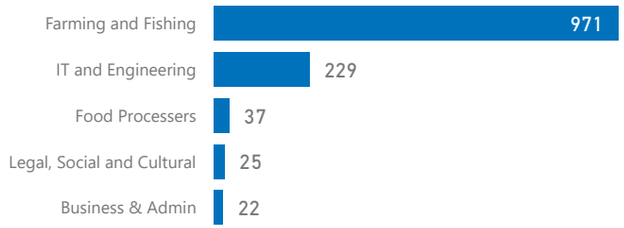

* Age is between 18 - 59 years for Occupation

Main Specific Needs

1,423 1,033

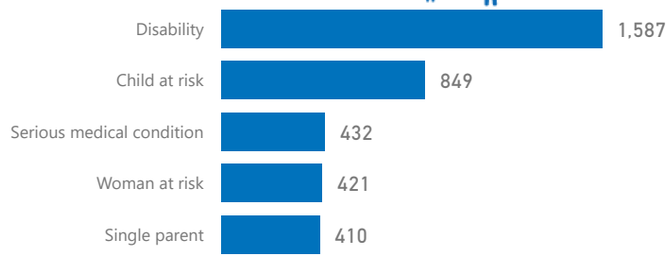

UGANDA- POPULATION DASHBOARD

ANNEX III - SETTLEMENT PROFILES 31-Jul-2025

Palabek

Total Population	Total Refugees
93,377	93,377
Total Households	Total Asylum-Seekers
19,914	0

Women and Children 77,185 — 83 %

Female 46,953 — 50 %

Elderly (60+) 1,655 — 2 %

Youth (15-24) 25,632 — 27 %

Main Hosting Locations

Zone	HHs	Individuals
Zone 6	3,837	18,930
Zone 8	3,526	14,371
Zone 5B	2,856	13,325
Zone 7	2,227	11,410
Zone 4	1,864	8,348
Zone 5A	1,399	7,923
Zone 3	1,123	5,934
Zone 9	1,000	4,768
Zone 1	1,009	4,237
Zone 2	1,069	4,118

Main Countries of Origin	Total
South Sudan	93,086
Sudan	244
DR Congo	47

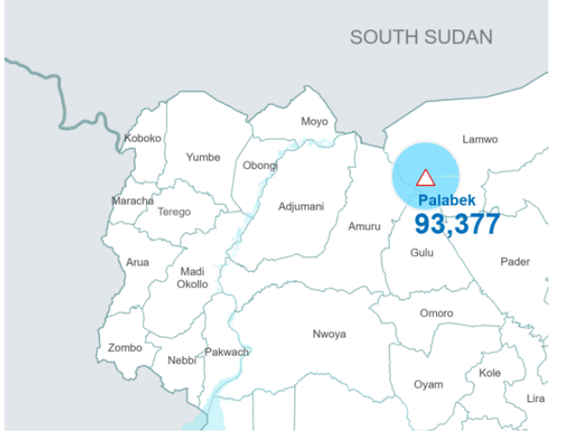

Age & Gender Breakdown

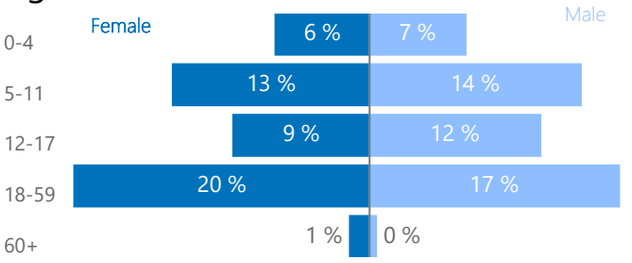

New Registration by Month

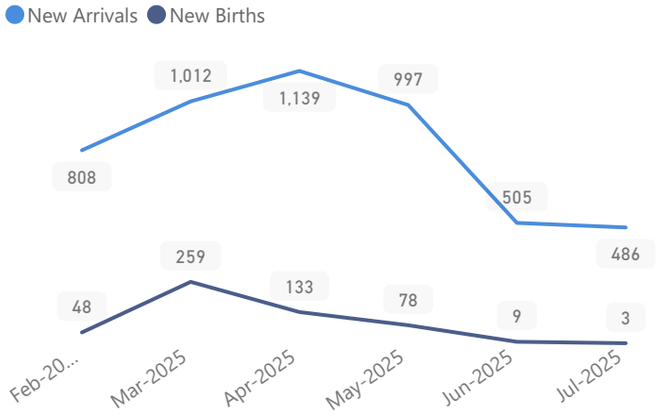

Main Occupations

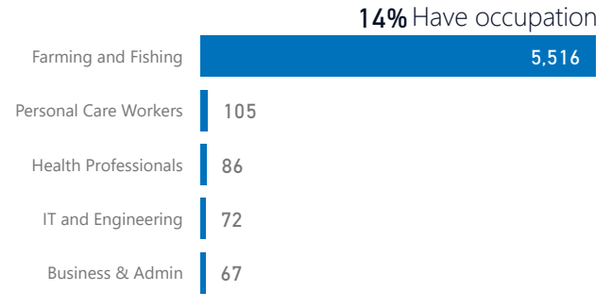

* Age is between 18 - 59 years for Occupation

Main Specific Needs

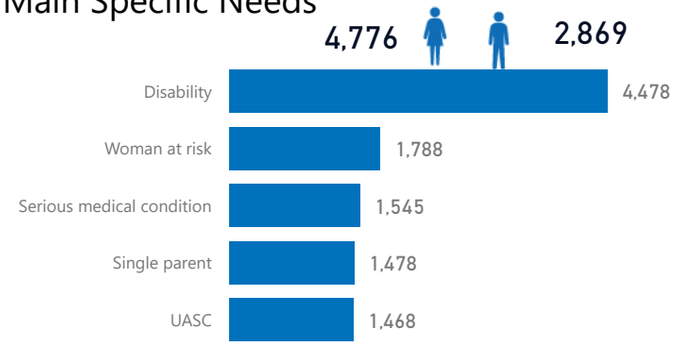

UGANDA- POPULATION DASHBOARD

ANNEX III - SETTLEMENT PROFILES 31-Jul-2025

Palorinya

Total Population	Total Refugees
141,737	141,735
Total Households	Total Asylum-Seekers
28,615	2

Women and Children 111,639 — 79 %

Female 74,464 — 53 %

Elderly (60+) 5,775 — 4 %

Youth (15-24) 38,141 — 27 %

Main Hosting Locations

Zone	HHs	Individuals
Morobi	9,568	47,740
Dongo West	5,204	25,510
Chinyi	4,372	20,140
Basecamp Ibakwe	2,751	15,534
Dongo East	3,042	15,076
Belemaling	2,103	10,584
Budri	1,572	7,144

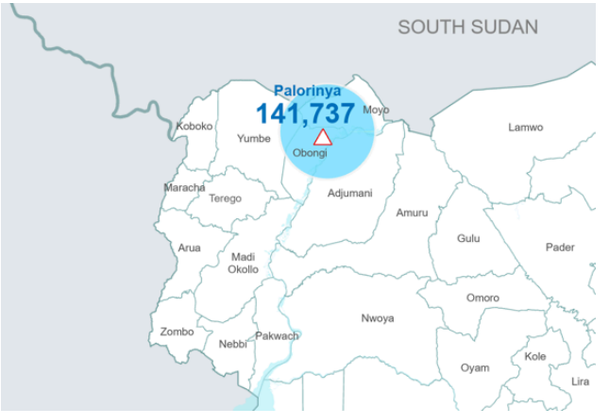

Main Countries of Origin

	Total
South Sudan	141,640
DR Congo	53
Sudan	41
Congo, Republic of the	1

Age & Gender Breakdown

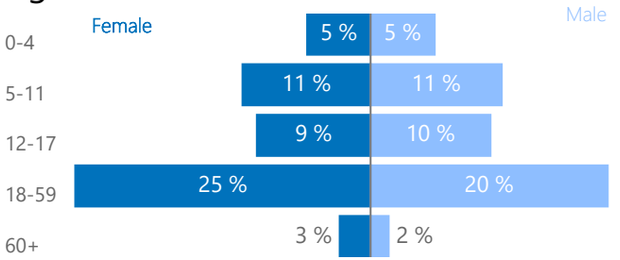

New Registration by Month

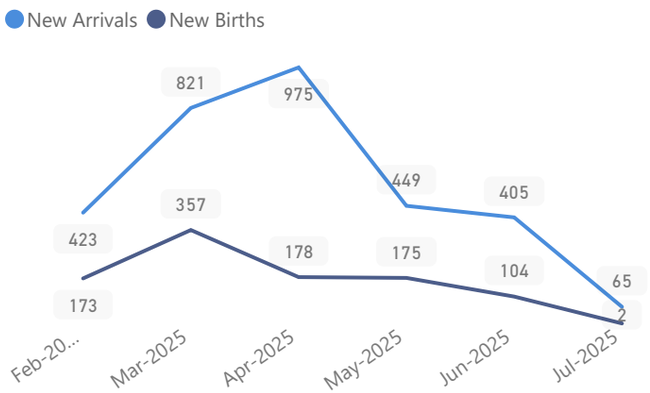

Main Occupations

12% Have occupation

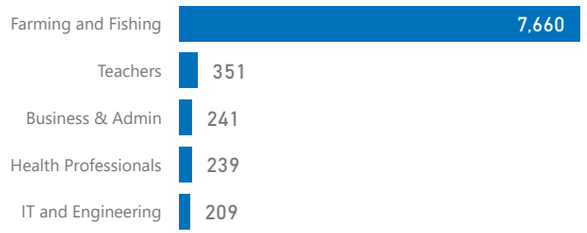

* Age is between 18 - 59 years for Occupation

Main Specific Needs

12,792 7,235

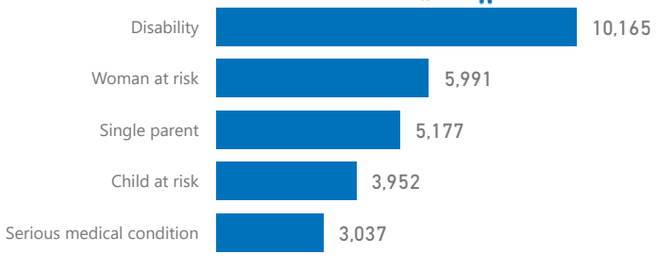

UGANDA- POPULATION DASHBOARD

ANNEX III - SETTLEMENT PROFILES 31-Jul-2025

Rhino

Total Population	Total Refugees
192,531	192,462
Total Households	Total Asylum-Seekers
37,886	69

Women and Children 155,609

81 %

Female 97,625

51 %

Elderly (60+) 3,807

2 %

Youth (15-24) 54,473

28 %

Main Hosting Locations

Zone	HHs	Individuals
Zone 7	10,368	52,329
Zone 2	8,129	32,967
Zone 3	6,992	32,328
Zone 6	4,988	27,405
Zone 1	2,375	16,131
Zone 5	1,877	14,759
Zone 4	2,433	14,511
Zone 8	721	2,093

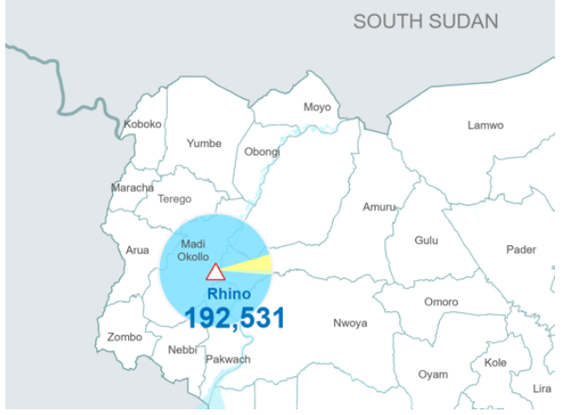

Main Countries of Origin

	Total
South Sudan	181,227
DR Congo	8,806
Sudan	2,386
Rwanda	36

Age & Gender Breakdown

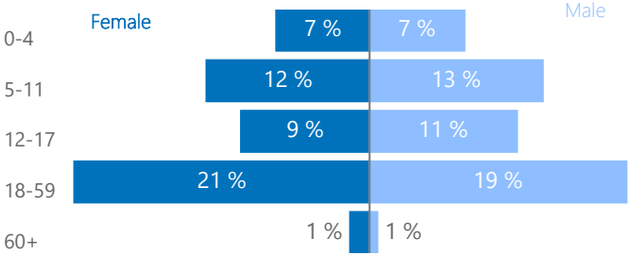

New Registration by Month

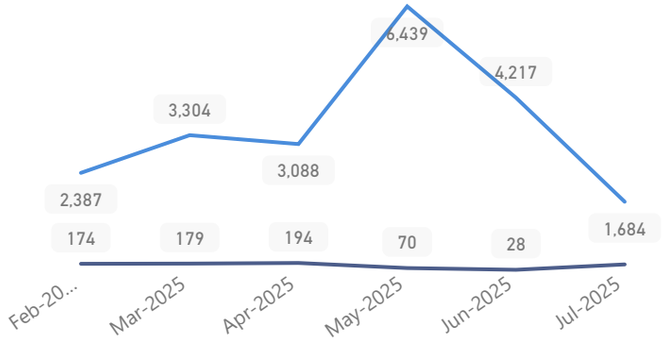

Main Occupations

7% Have occupation

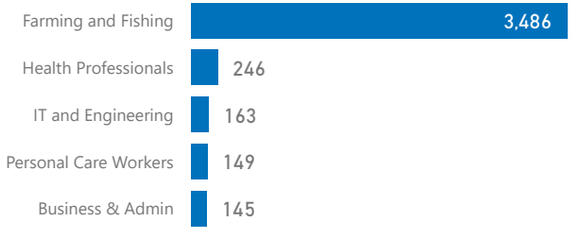

* Age is between 18 - 59 years for Occupation

Main Specific Needs

18,292 13,129

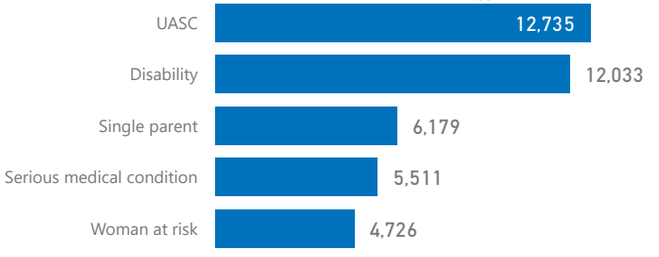

Source: Statistics - OPM (proGres)

Feedback: ugakareg@unhcr.org

Creation date: 01-Aug-2025

UGANDA- POPULATION DASHBOARD

ANNEX III - SETTLEMENT PROFILES 31-Jul-2025

Rwamwanja

Total Population	Total Refugees
103,869	102,590
Total Households	Total Asylum-Seekers
24,652	1,279

Women and Children 83,569 — 80 %

Female 53,292 — 51 %

Elderly (60+) 2,924 — 3 %

Youth (15-24) 21,605 — 21 %

Main Hosting Locations

Zone	HHs	Individuals
Kyempango	10,978	39,939
Kaihora	3,315	14,066
Mahani	2,356	11,201
Ntenungi	2,027	9,664
Nkoma	1,767	9,018
Base Camp	1,890	8,640
Mahiga	955	4,539
Kikuura	566	2,771
Waijagahe	433	2,218
Buguta	340	1,747

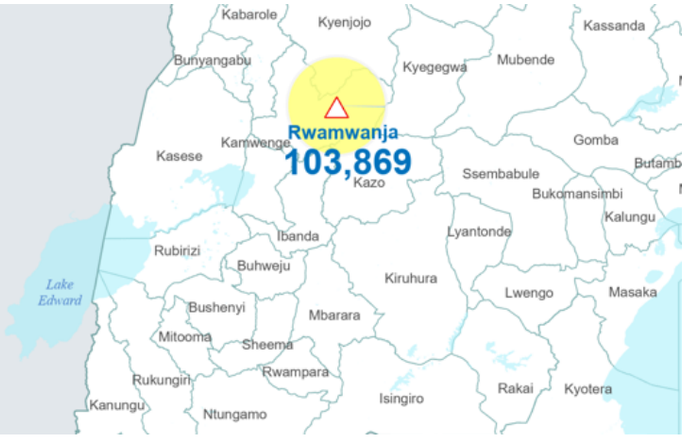

Main Countries of Origin

	Total
DR Congo	103,298
Rwanda	326
South Sudan	168
Burundi	64

Age & Gender Breakdown

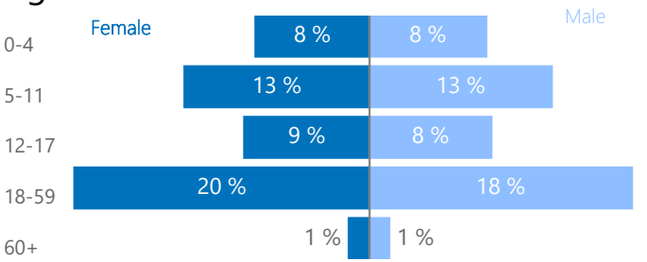

New Registration by Month

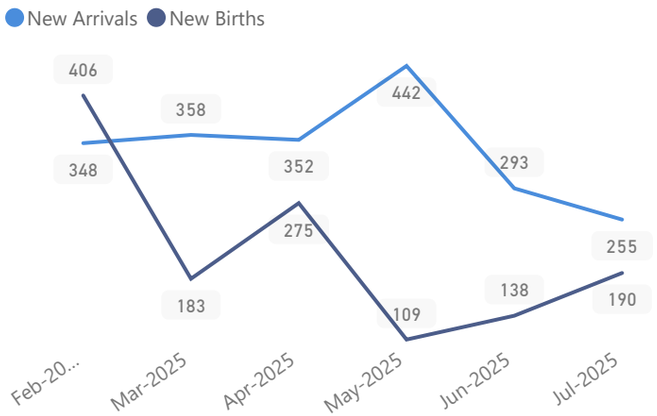

Main Occupations

42% Have occupation

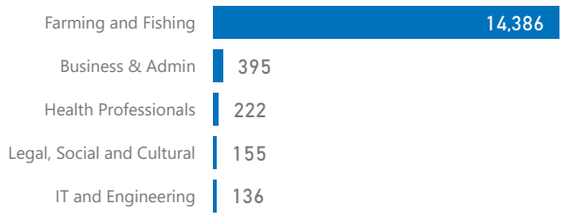

* Age is between 18 - 59 years for Occupation

Main Specific Needs
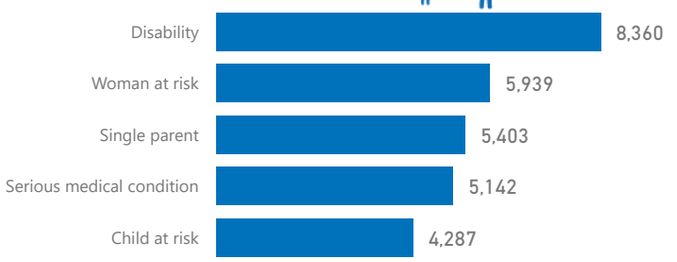
12,555 7,655