

# ITALY Sea arrivals dashboard

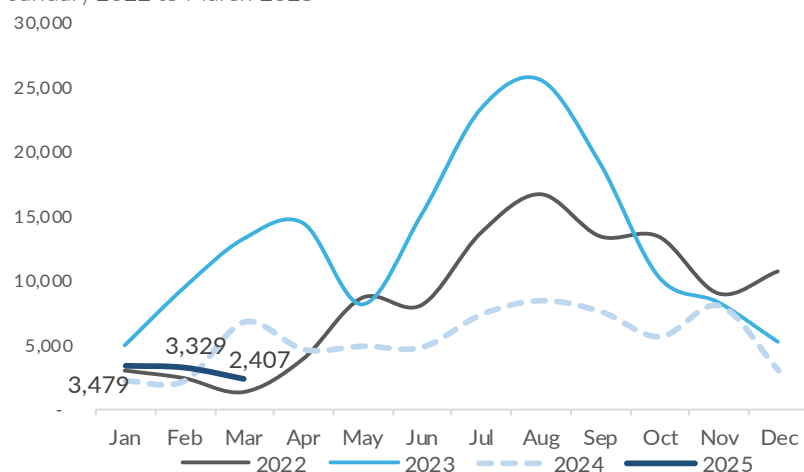
## Overview

In the first three months of 2025, 9,215 refugees and migrants arrived in Italy by sea, compared to 11,416 in the same period last year, a decrease of 19 per cent. Most of the 2,407 people who arrived in March disembarked in Sicily (89%, 2,135), followed by Calabria (122), Emilia-Romagna (71), Liguria (35), Sardinia (29) and Toscana (15).

**9,215** Jan-Mar 2025 <sup>1</sup>  
**11,416** Jan-Mar 2024 <sup>1</sup>

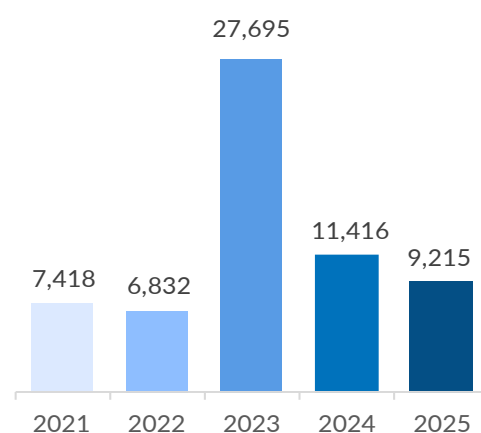
## Monthly sea arrivals

January 2022 to March 2025



## Yearly sea arrivals

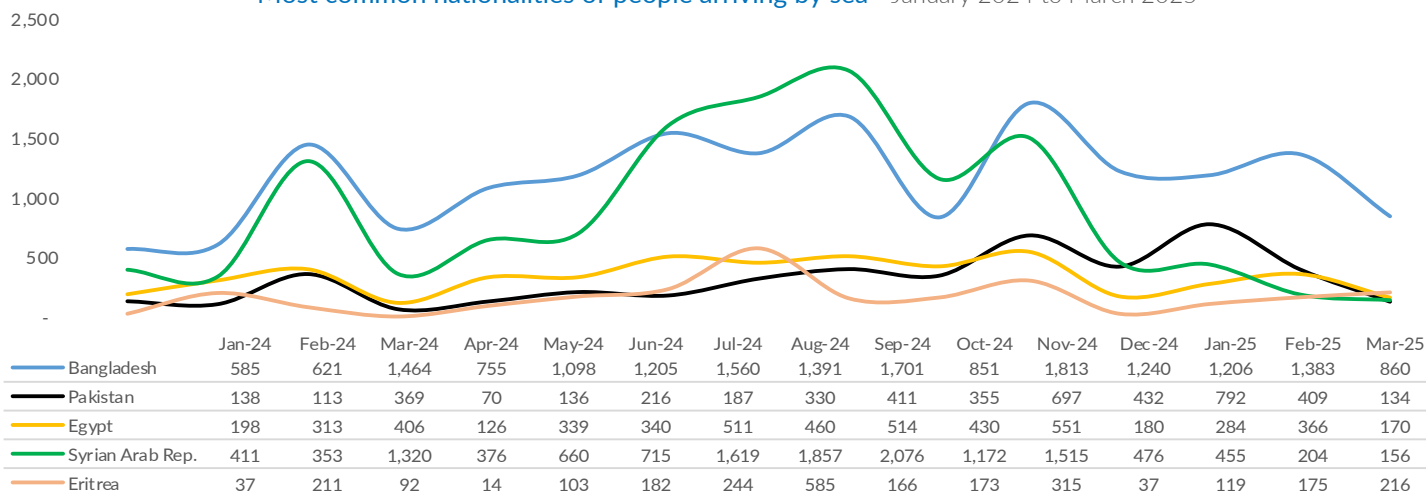
January to March, 2020-2025



## Nationality of arrivals

In March, Bangladeshis accounted for 36 per cent of all arrivals by sea (compared to 42% in February), followed by Sudanese (12%, up from 2% in February) and Eritreans (9%, compared to 5% in February). Among other nationalities arriving in significant numbers by sea were Egyptians (7%), Syrians and Pakistanis (6% each), Somalis (5%), and Ethiopians (4%). In March, the main nationalities of those departing **from Libya** were Bangladeshis (40%, down from 47% in February), Sudanese (12%, up from 3% in February), and Eritreans (10%, up from 6% in February). Contrary to the previous month, the majority of those departing **from Tunisia** were Guineans (24%, not recorded in February), followed by Tunisians (21%, down from 99% in February) and Sudanese (16%, not recorded in February). No departures from Algeria or Türkiye were recorded in March.

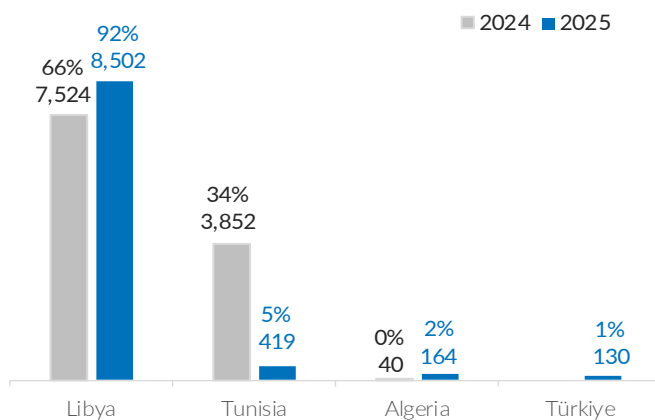
## Most common nationalities of people arriving by sea - January 2024 to March 2025



## Country of embarkation

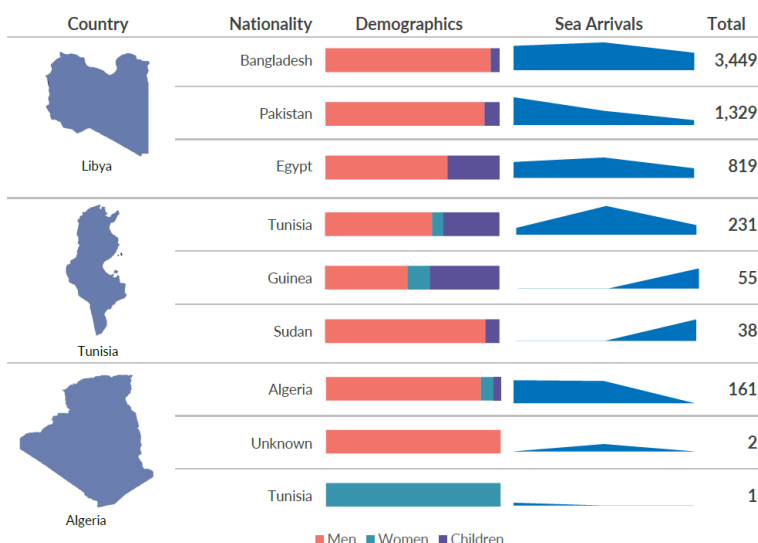
Overall, in the first three months of 2025, 92 per cent of people reaching Italy via sea departed **from Libya** (8,502 persons in 176 landings), followed by 5 per cent **from Tunisia** (419 persons in 20 landings), 2 per cent **from Algeria** (164 persons in 15 landings), and 2 per cent **from Türkiye** (130 people in 1 landing). In March, Libya was the main country of departure (90% of all people landed in Italy), followed by Tunisia (10%).

January to March 2024 - 2025



Figures may not add up to 100 per cent due to rounding.

Top 3 nationalities by country of embarkation, January to March 2025



## Demographics of arrivals

January to March 2022 - 2025



Figures may not add up to 100 per cent due to rounding.

In the first three months of 2025, most people arriving by sea were adult males (80%), followed by unaccompanied children (UAC, 12%), adult females (5%) and accompanied children (3%).

In March, 124 adult females reached Italian shores, mainly originating from the Syrian Arab Republic (26), Somalia (23), Guinea (15), Nigeria (11) and Côte d'Ivoire, Eritrea and Sudan (7 each).

In the same period, 373 UAC arrived in Italy by sea. The main nationalities were Eritrean (70), Egyptian (50), Bangladeshi (48), Somali and Sudanese (46 each), and Ethiopian (24).

### Nationality and demographics of arrivals – January to March 2025

