ITALY Sea arrivals dashboard

Overview

In the first four months of 2025, 15,793 refugees and migrants arrived in Italy by sea, compared to 16,137 in the same period last year, a decrease of 2 per cent. Most of the 6,578 people who arrived in April disembarked in Sicily (87%, 5,724 persons), followed by Campania (279), Marche (161), Toscana (126), Liguria (88), Puglia (84), Emilia-Romagna (82), Calabria (25), Sardinia (9).

15,793 Jan-Apr 2025 [1]

16,137 Jan-Apr 2024 [1]

Monthly sea arrivals

January 2022 to April 2025

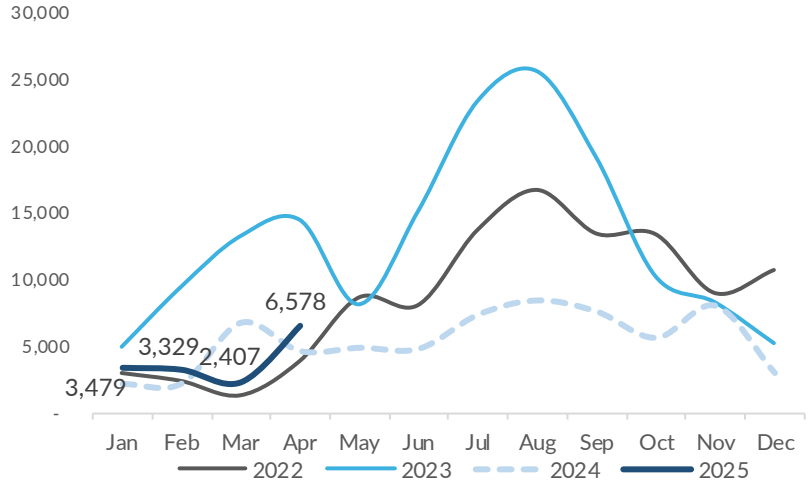

Yearly sea arrivals

January to April, 2020-2025

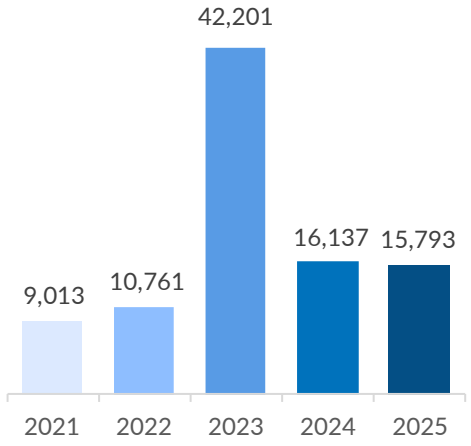

Nationality of arrivals

In April, Bangladeshi nationals accounted for 36 per cent of all sea arrivals (the same proportion as in March), followed by Eritrean nationals (19%, up from 9% in March) and Egyptian nationals (12%, up from 7% in March). Other nationalities arriving in significant numbers by sea included Ethiopians (7%), Pakistanis (6%), Somalis and Guineans (3% each), and Sudanese, Syrians, Ivorians, and Nigerians (2% each). In April, the main nationalities of those departing from Libya were Bangladeshi nationals (40%, unchanged from March), Eritrean nationals (20%, up from 10%), and Egyptian nationals (13%, up from 8%). From Tunisia, the main nationalities were Guinean nationals (38%, up from 24% in March), Ivorian nationals (22%, up from 12% in March), and Malian nationals (11%, down slightly from 12% in March). Tunisian nationals, who made up one-fifth of departures from the country in March, dropped to 9 per cent in April. All persons departing from Algeria in April were Algerian nationals (100%), while no departures from there were recorded in March. Among those departing from Türkiye in April, the main nationalities were Afghan (61%), Iranian (38%), and Pakistani (1%), with no recorded departures from the country in March.

Most common nationalities of people arriving by sea - January 2024 to April 2025

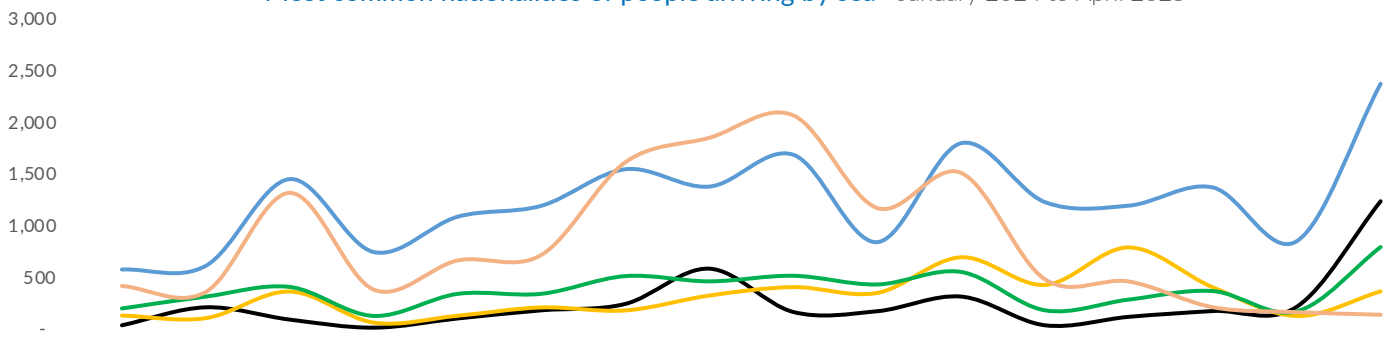

	Jan-24	Feb-24	Mar-24	Apr-24	May-24	Jun-24	Jul-24	Aug-24	Sep-24	Oct-24	Nov-24	Dec-24	Jan-25	Feb-25	Mar-25	Apr-25
Bangladesh	585	621	1,464	755	1,098	1,205	1,560	1,391	1,701	851	1,813	1,240	1,206	1,383	860	2,391
Eritrea	37	211	92	14	103	182	244	585	166	173	315	37	119	175	216	1,238
Pakistan	138	113	369	70	136	216	187	330	411	355	697	432	792	409	134	370
Egypt	198	313	406	126	339	340	511	460	514	430	551	180	284	366	170	792
Syrian Arab Rep.	411	353	1,320	376	660	715	1,619	1,857	2,076	1,172	1,515	476	455	204	156	131

[1] All data are based on official Ministry of Interior figures shared with UNHCR. All figures are provisional and subject to change.

Country of embarkation

In the first four months of 2025, 92 per cent of people reaching Italy via sea departed from Libya (14,548 people in 279 landings), followed by 5 per cent from Tunisia (858 people in 37 landings), 1 per cent from Türkiye (214 people in 2 landings), and 1 per cent from Algeria (173 people in 16 landings). In April, Libya was the main country of departure (92% of all people landed in Italy), followed by Tunisia (7%), Türkiye (1%) and Algeria (less than 1%).

January to April 2024 - 2025

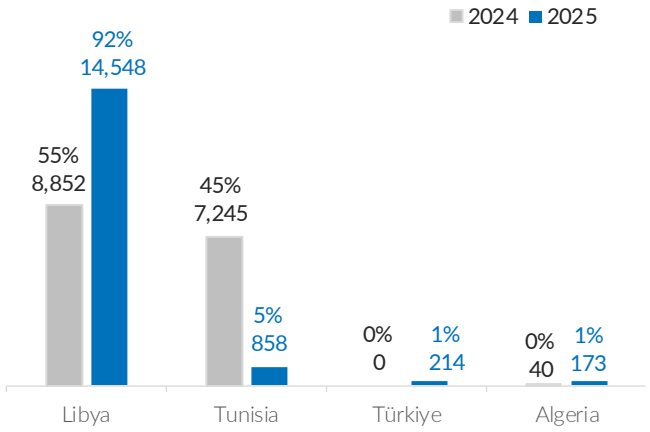

Figures may not add up to 100 per cent due to rounding.

Top 3 nationalities by country of embarkation, January to April 2025

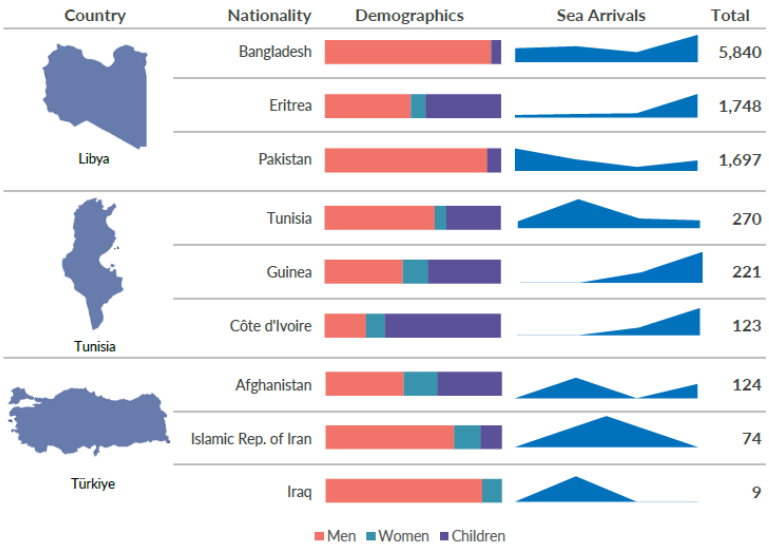

Demographics of arrivals

January to April 2022 - 2025

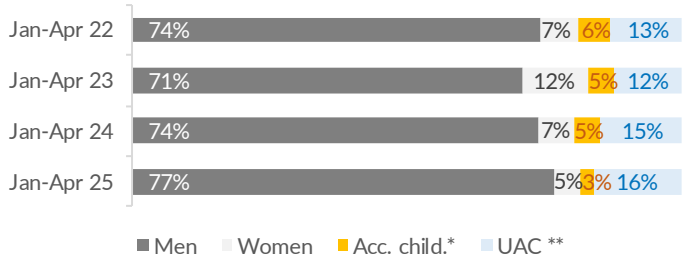

Figures may not add up to 100 per cent due to rounding.

In the first four months of 2025, the majority of people arriving by sea were adult males (77%), followed by unaccompanied children (UAC, 16%), adult females (5%) and accompanied children (3%).

In April, 322 adult females reached Italian shores, mainly originating from Eritrea (125), Ethiopia (33), Somalia (32), Nigeria (27) and Guinea (26).

In the same month, 1,345 UAC arrived in Italy by sea. The main nationalities were Eritrean (521), Egyptian (234), Bangladeshi (140), Ethiopian (124), and Somali (86).

Nationality and demographics of arrivals – January to April 2025

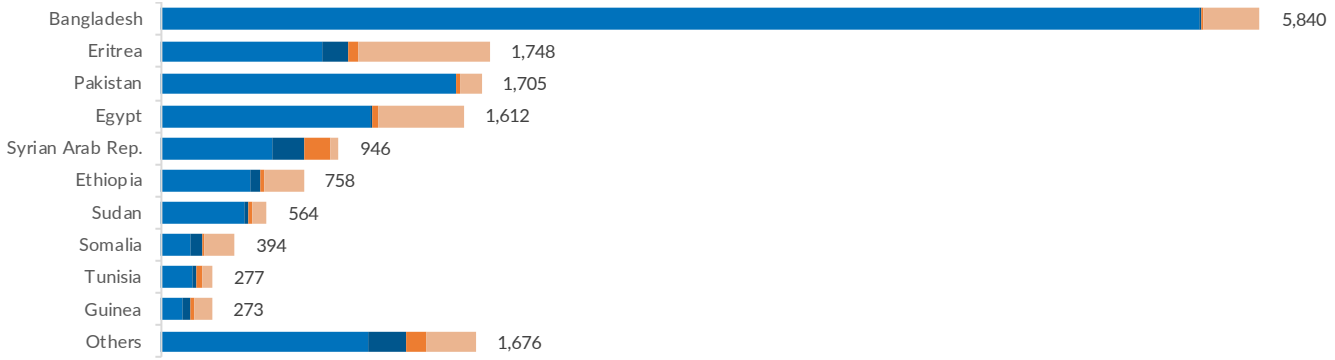

	Others	Guinea	Tunisia	Somalia	Sudan	Ethiopia	Syrian Arab Rep.	Egypt	Pakistan	Eritrea	Bangladesh	Total
Men	1,107	112	173	153	442	476	590	1,116	1,574	854	5,522	12,119
Women	201	44	20	73	21	52	170	6	-	146	5	738
Acc. child.*	102	21	24	7	19	21	140	29	17	53	9	442
UAC **	266	96	60	161	82	209	46	461	114	695	304	2,494
Total	1,676	273	277	394	564	758	946	1,612	1,705	1,748	5,840	15,793

* Accompanied children ** Unaccompanied children