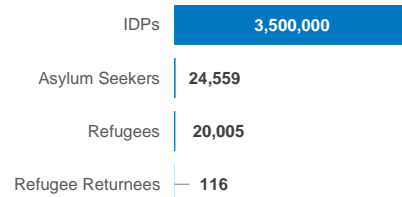


In June 2025, **approx 17,000** new internal displacements were monitored by the UNHCR-led Protection and Solutions Monitoring Network (PSMN). Major drivers include **floods** (7,192 - 41%), **conflict & insecurity** (3,872 - 22%), **drought** (2,604 - 15%), and **other reasons** (3,919 - 22%).

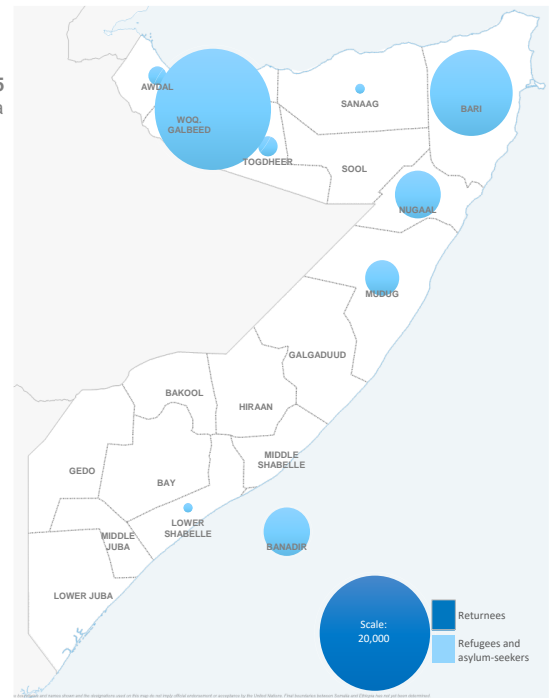
Overall, in June 2025, PSMN recorded the highest number of internal displacement in **Garowe** (3,876). These displacements were caused by floods, the single highest cause for displacements in the month of June.

People we work with and for

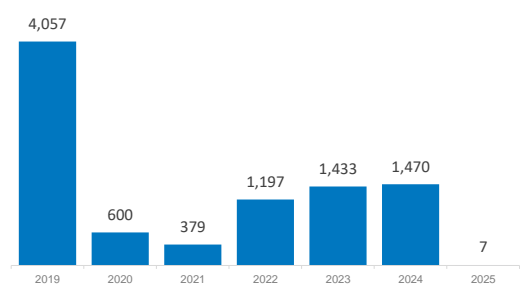


*Estimated internally displaced persons as of March 2024 (Source: Somalia UN IDP - WG)

Returnees, refugee and asylum seekers map



Number of returnees (with assistance from UNHCR) by year



44,564
Refugees & Asylum-Seekers

At the end of June 2025, a total of 37,638 refugees and asylum-seekers are registered in Somalia, mainly from **Ethiopia (29,209 asylum seekers and refugees)**, **Yemen (12,736 refugees)**. The remaining **2,619** registered are from other countries.

116
Refugee Returnees (Since 2025)

Data presented in this report relates to returnees arriving in Somalia as of June 2025.

Since December 2014, a Total of **140,956** have returned in Somalia, UNHCR has supported **96,625** Somali refugees to return to Somalia. Additionally, a total of **44,331** Somalis were monitored as arriving spontaneously.

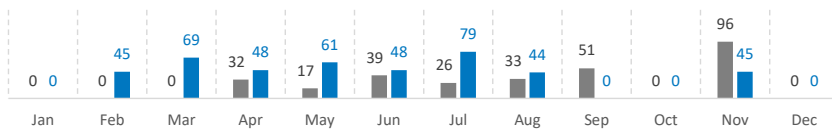
Region	Ethiopia	Yemen	Other
Woq. Galbeed	13,463	6,893	1,806
Bari	9,125	1,944	133
Nugaal	3,158	261	24
Mudug	1,771	85	48
Togdheer	390	169	54
Sanaag	127	20	7
Awdal	315	197	24
Banadir	12	3,002	520
Sool	-	-	-
Middle Shabelle	-	-	-
Lower Shabelle	-	140	2
Other	828	19	1
TOTAL	29,209	12,736	2,619

Region	Kenya	Yemen	Other
Banadir	15,879	20,624	1,068
Bari	12	2,671	34
Bay	9,705	1,418	22
Galgaduud	15	142	3
Gedo	2,922	361	45
Awdal	-	375	17
Lower Juba	54,844	2,195	128
Middle Juba	1,539	18	1
Middle Shabelle	798	780	25
Mudug	10	312	18
Nugaal	13	414	23
Other	167	23,500	92,764
TOTAL	85,904	52,807	2,245

Somali returnees from Kenya by month

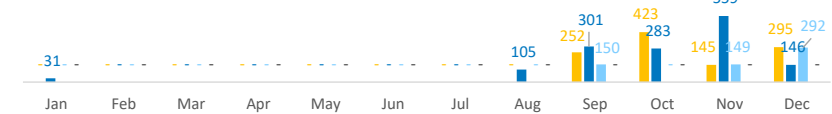
No data to report for 2023, 2024 & 2025

■ Arrivals in 2021 ■ Arrivals in 2022



Assisted spontaneous returnees from Yemen by month

■ 2024 ■ 2023 ■ 2022 ■ 2021

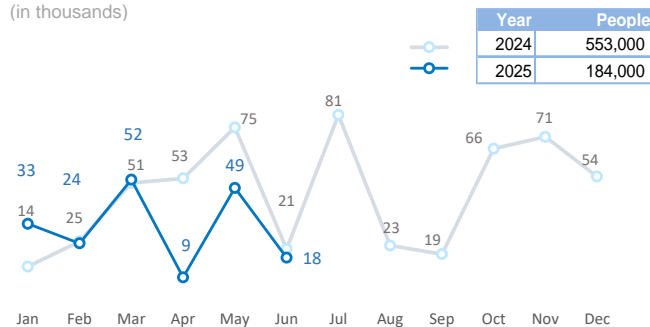


Somalia Internal DISPLACEMENT

Displacements monitored by UNHCR Protection and Solutions Monitoring Network (PSMN)

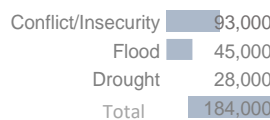
Monthly internal displacement (2024 - 2025)

(in thousands)

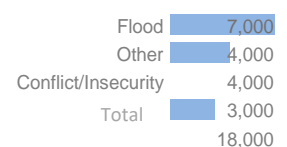


Year	People
2024	553,000
2025	184,000

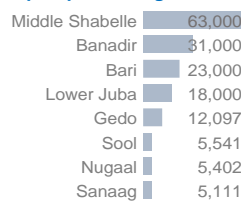
2025 displacement reasons



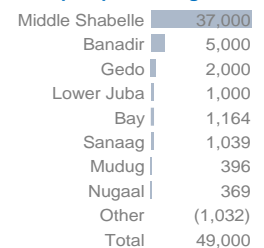
June 2025 displacement reasons



2025 top Departure regions



June 2025 top Departure regions



Total(approx.) 184,000

[Somalia: Global Focus](#) - [Somalia: Information sharing portal](#) - [UNHCR Somalia](#) - [@UNHCRSom](#) - [Facebook: UNHCR Somalia](#) - [Somalia internal displacement](#)

UNHCR is grateful for the generous contributions of donors who have directly contributed to the UNHCR Somalia operation in 2025

