Zaatari | Jordan

Public Health Profile

Mid-Tear 28 Decemebr 2024 - 27 June 2025

Refugee population

Total Refugee Population 64,572 | as of 27 June 2025

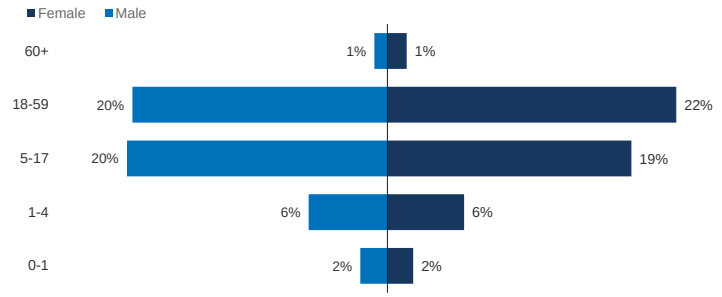

Note: figures might not add up to 100 per cent due to rounding
© UNHCR, The UN Refugee Agency

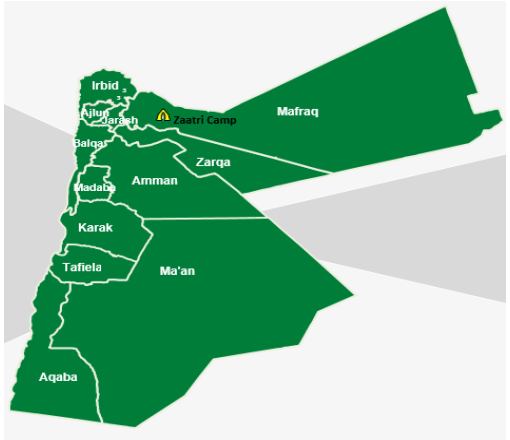

Key facts

Camp opened:
July 2012

Indicators at a glance

1	Health utilisation rate	6.7	X
2	Number of consultations per clinician per day	15	√
3	Hospitalisation rate- in-camp (/1000/month)	5.0	
4	% deliveries attended by skilled personnel	99.8%	X
5	Crude Mortality Rate (CMR) (/1000/month)	0.2	√
6	Under-five Mortality Rate (U5MR) (/1000/month)	0.4	√
7	Neonatal Mortality Rate (NNMR) (/1000 livebirths)	2.1	√

Notes

This public health profile for Azraq refugee camp is compiled from health facility data from the following partners:

- **IMC ER**
- **KSR/HA**
- **IRC**
- **JHASi**
- **SAMS**
- **AMR QC**
- **QRC**

Morbidity

Acute health conditions (%)

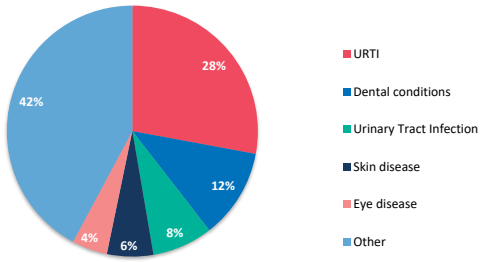

Chronic health conditions (%)

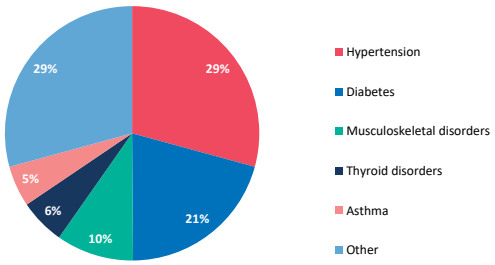

Top 5 acute health conditions

		% morbidity	# of consultations
1	URTI	28%	23,741
2	Dental conditions	12%	9,841
3	Urinary Tract Infection	8%	6,646
4	Skin disease	6%	5,072
5	Eye disease	5%	3,882
-	Other	42%	35,864

Top 5 chronic health conditions

		% morbidity	# of consultations
1	Hypertension	30%	10,684
2	Diabetes	21%	7,542
3	Musculoskeletal disorders	10%	3,598
4	Thyroid disorders	6%	2,120
5	Asthma	5%	1,906
-	Other	27%	10,684

Breakdown of acute health conditions

by age

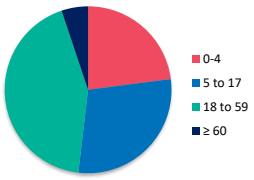

by gender

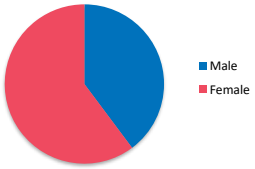

Breakdown of chronic health conditions

by age

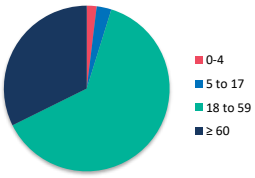

by gender

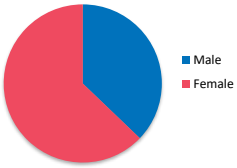

Public Health

Health Impact	Indicator	Standard	
Crude Mortality Rate (CMR) (/1000/month)	0.2	< 0.75	√
Under-five Mortality Rate (U5MR) (/1000/month)	0.4	< 1.5	√
Neonatal Mortality Rate (NNMR) (/1000 livebirths)	2.1	< 12	√

Access and utilization			
Total number of consultations	144,111		
Health utilisation rate	6.7	1 - 4	X
No. of consultations per trained clinician per day	15	< 50	√

Outbreak Alert and Response	Indicator	Standard
Number of outbreaks reported	0	
% of outbreaks investigated within 48 hours		100%

Laboratory		
Number of laboratory samples	62,940	

Breakdown of mental health conditions

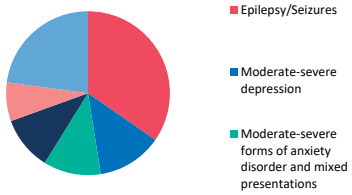

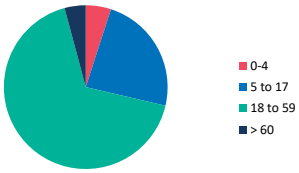

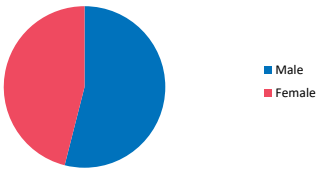

Inpatient Department Activities- In-Camp

In-patient department	Indicator	Standard	
Hospitalisation rate- in-camp (/1000/year)	60.1	50 - 150	
Bed occupancy rate	17%	> 75%	X
Mean length of stay for all discharges (days)	2.7		

Reproductive Health

Antenatal care	Indicator	Standard	
Coverage of antenatal care (4 or more visits)	100%	≥ 90%	√
Coverage of TT vaccination	100%	≥ 90%	√
Coverage of anaemia screening in pregnancy	101%	≥ 90%	√

Delivery care			
Proportion of deliveries attended by skilled personnel	99.8%	≥ 100	X
Proportion of deliveries performed by caesarean section	36%	5 - 15%	X
Proportion of low birth weight deliveries (<2500g)	2%	< 15%	√

Maternal mortality		
Number of maternal deaths reported	0	
% of maternal deaths investigated within 48 hours		100%

Postnatal care	Indicator	Standard	
Coverage of postnatal care	57%	≥ 90%	X

Sexual and Gender-based Violence		
Incidence of rape (reported cases/10,000/year)*	0.0	
% of rape survivors who received PEP** < 72 hours		100%
% of rape survivors who received ECP*** < 120 hours		100%
% of rape survivors who received STI**** prophylaxis < 2 wks		100%

*Only includes rapes reported at health facilities **Post-exposure prophylaxis ***Emergency contraceptive pill ****Sexually transmitted infection

UNHCR gratefully acknowledges the support of the following partners: