Shelter and Settlements Dashboard

Uganda Refugee Response Plan (RRP) 2024-2025

Q2 2025

January - June 2025

OVERVIEW

The Settlement Planning, Shelter, and Infrastructure sector plays a vital role in enhancing resilience and socioeconomic development for refugees and host communities by improving access to shelter, infrastructure, and services. Through strategic interventions such as plot allocation, emergency shelter kits, road rehabilitation, and the construction of communal facilities like schools and health centres, the sector fosters integration and self-reliance. The shelter strategy empowers refugees to build their own homes using sustainable materials and culturally appropriate designs, promoting skills development and environmental stewardship. The adoption of the master plan approach ensures efficient land use and better spatial organization, while ongoing advocacy supports a revised strategy focused on sustainability and adaptability.

Results Analysis:

- 100% of new arrivals received emergency shelter kits and Non Food Items (NFIs) through cash-based interventions (CBI) improving the living condition of new arrivals.
- 34,013 households were supported with emergency shelter kits upon plot allocation in the second quarter indicating 140% increase from Q1 and 135% overall achievement against the total target of 24,812 planned households in the settlement, improving living conditions of refugees.
- 241 Persons with Specific Needs (PSN) households in Kyangwali received semi-permanent shelters via partner support.
- Cash-based interventions (CBI) was provided for shelter materials to enhances flexibility and dignity in shelter provision though it requires routine updates of local market prices and availability of shelter materials to ensure cash values remain adequate, it will also require post distribution monitoring systems to ensure funds are used appropriately.

The Key Challenges/Opportunities:

- Critical funding gaps: Only 4% of the $52M required was received leading to inadequate shelter coverage and affecting maintenance plan for aging facilities like schools, health centres, roads hence compromising access to life saving services and increasing safety risks.
- Scarcity of construction materials causing environmental strain and tension with host communities.
- Termite infestations and damp floors has reduced shelter durability.
- Disparate land leasing by livelihood partners has limited availability of land for settling new arrivals.

The Sector Priorities:

- Systematic plot demarcation to support sustainable shelter and livelihood development.
- Develop spatial planning guidelines to enhance optimal land use and service delivery.
- Strategic review of land utilization policies in light of ongoing refugee inflows and limited land resources.

Achievements data: ActivityInfo **Author:** UNHCR Representation in Uganda **Feedback:** ugakaimug@unhcr.org **For more info:** https://data.unhcr.org/en/country/uga
Sectors contacts: Wilfred Wadada (UNHCR) wadada@unhcr.org +256770711283
Felly Lamwaka (CRS) felly.lamwaka@crs.org +256774579047
Published: *August 2025*

Shelter and Settlements Dashboard

Uganda Refugee Response Plan (RRP) 2024-2025

Q2 2025

January - June 2025

Key Indicators

Refugee households provided with the minimum shelter support
Target: *24,812*

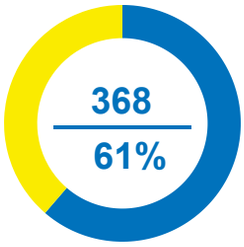

Refugee households with Specific needs assisted with semi-permanent shelters
Target: *600*

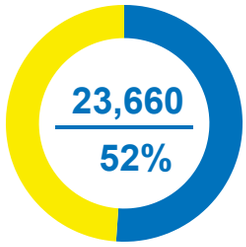

Plots of land demarcated for shelter and livelihood activities
Target: *45,300*

OUTCOME: Ensure the minimum shelter standards for all refugees are met

Indicator	*Actual*	*Target/Standard ('25)*	*Actual* / *Gap*
New arrival Households receiving emergency shelter support			
- Congolese refugees	**40,824**	**12,375**	>100%
- South Sudanese refugees	**7,638**	**7,000**	>100%
- Sudanese refugees	**9,342**	**5,437**	>100%
- Other refugees	**469**	**5,437**	9%
Refugee households with specific needs assisted with semi-permanent shelters			
- Congolese refugees	**368**	**200**	>100%
- South Sudanese refugees	**0**	**400**	0%
- Sudanese refugees	**0**	**400**	0%
- Other refugees	**0**	**400**	0%

Refugee households with specific needs assisted with semi-permanent shelters

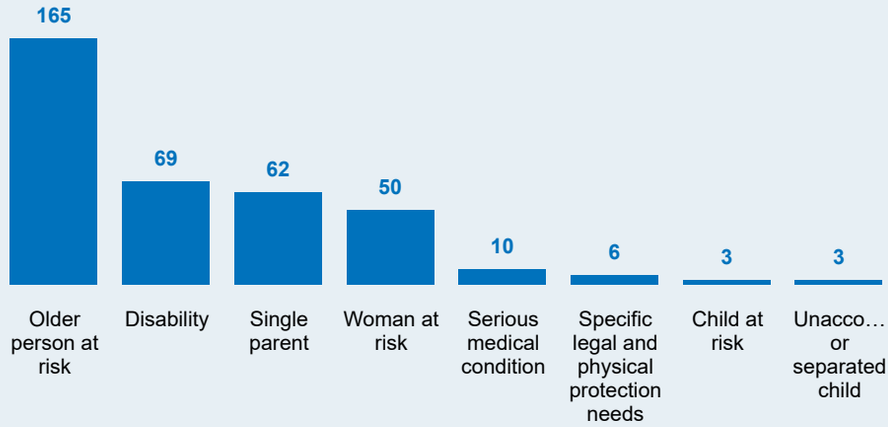

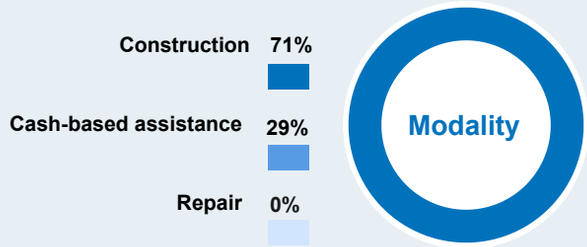

Achievements data: ActivityInfo **Author:** UNHCR Representation in Uganda **Feedback:** ugakaimug@unhcr.org **For more info:** https://data.unhcr.org/en/country/uga

Sectors contacts: Wilfred Wadada (UNHCR) wadada@unhcr.org +256770711283 Felly Lamwaka (CRS) felly.lamwaka@crs.org +256774579047

Published: *August 2025*

Shelter and Settlements Dashboard

Uganda Refugee Response Plan (RRP) 2024-2025

Q2 2025

January - June 2025

New arrival Households receiving emergency shelter support

New arrival Households receiving emergency shelter support by settlement

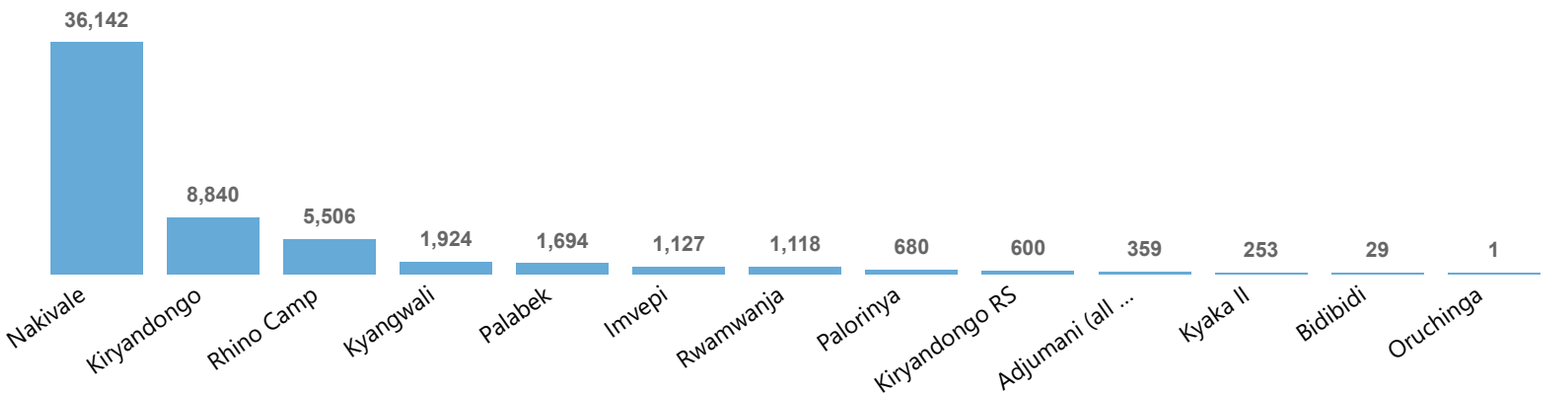

New arrival Households receiving emergency shelter support since 2022 to Q2 2025

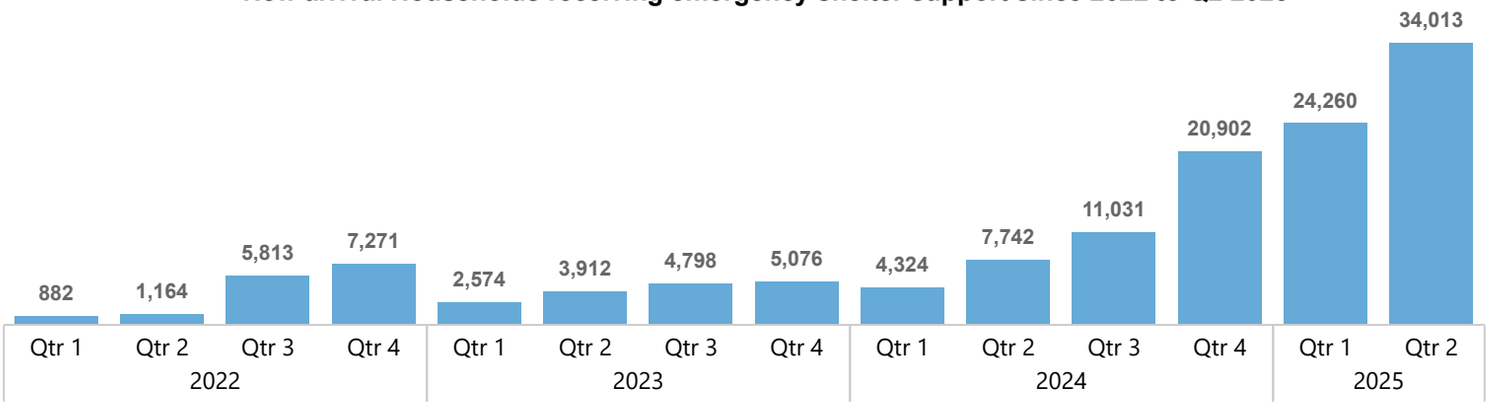

Refugee households with specific needs assisted with semi-permanent shelters

Refugee households with specific needs assisted with semi-permanent shelters from 2022 to Q2 2025

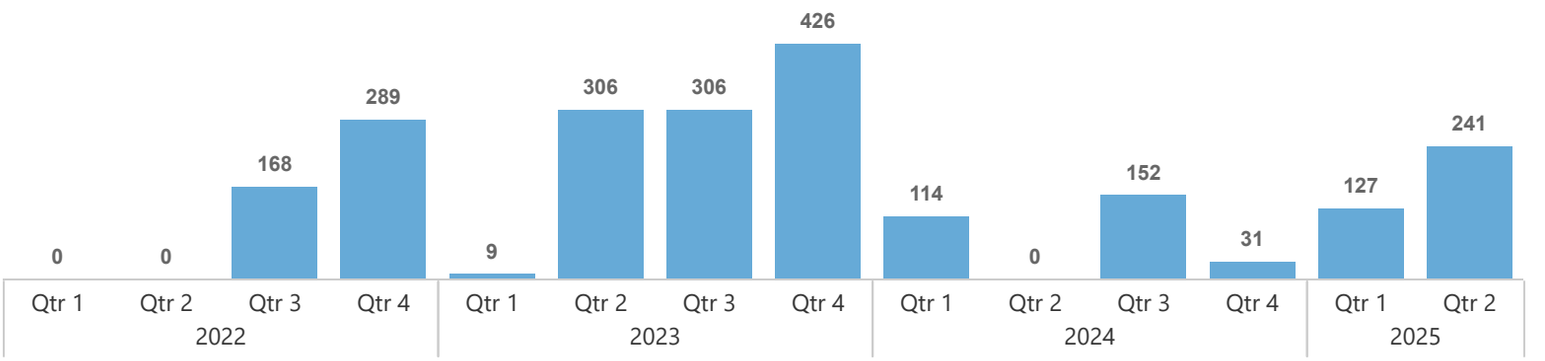

Refugee households with specific needs assisted with semi-permanent shelters by settlement as of Q2 2025

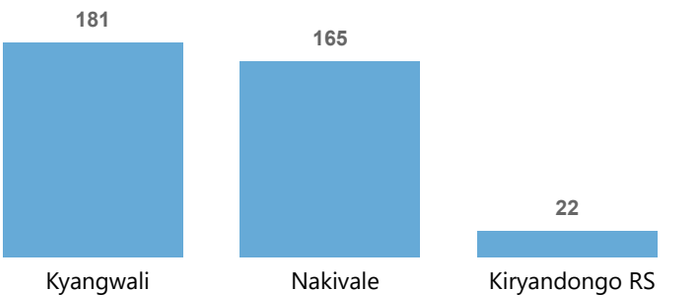

Shelter and Settlements Dashboard

Uganda Refugee Response Plan (RRP) 2024-2025

Q2 2025

January - June 2025

Funding

6 Partners

52M Total Required

$2M — 4% Funding received

$50M — 96% Funding gap

Partners

Caritas | Catholic Relief Services (CRS) | HEKS/EPER (SCA) | Jesuit Refugee Service (JRS) | Lutheran World Federation (LWF) | United Nations High Commissioner for Refugees (UNHCR) | Uganda Red Cross Society (URCS)

Operational Presence based on activities reported during January - June 2025

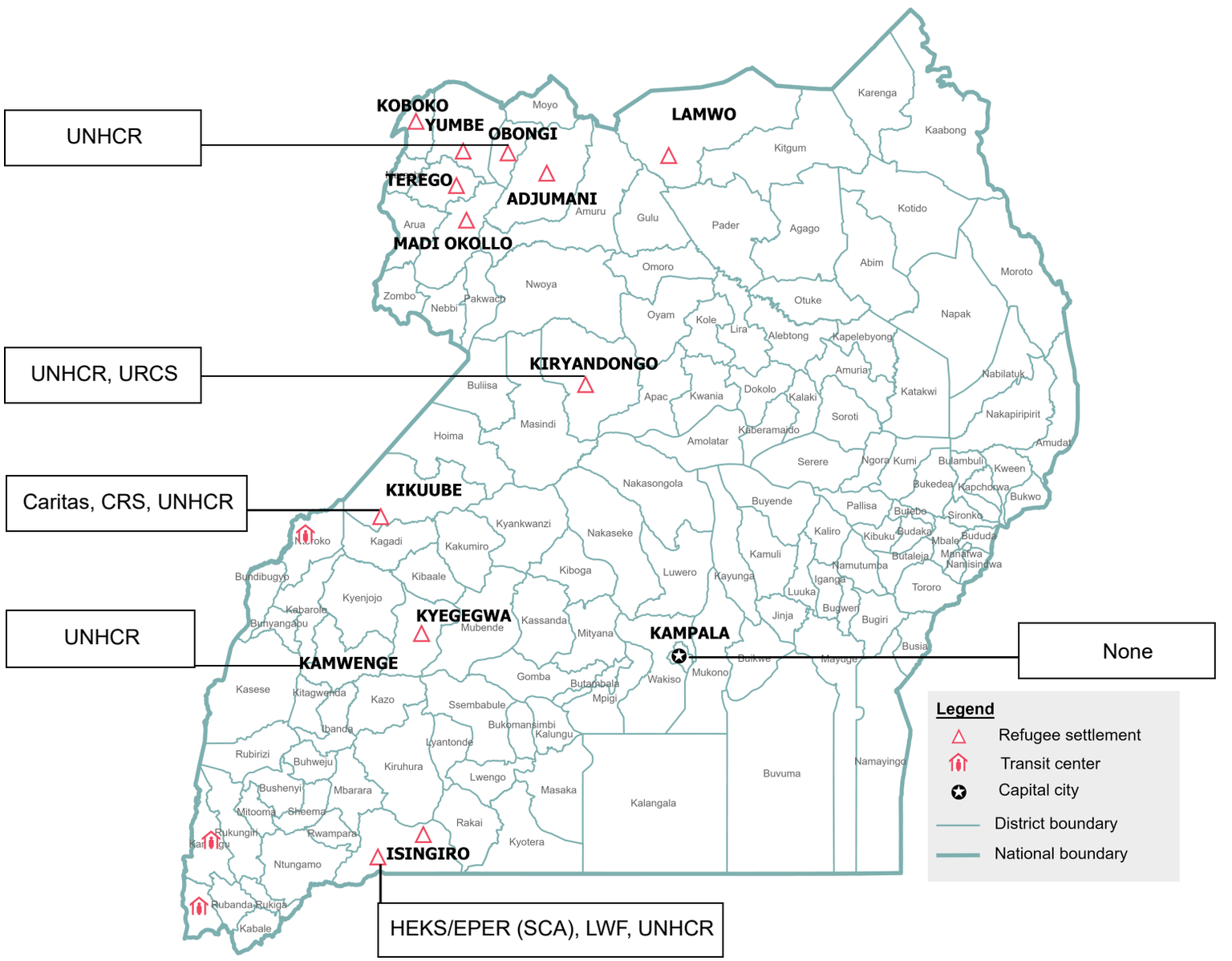

The boundaries and names shown and the designations on this map do not imply official endorsement or acceptance by the United Nations

Shelter and Settlements Dashboard

Uganda Refugee Response Plan (RRP) 2024-2025

Q2 2025

January - June 2025

Performance Indicator Summary

# of households receiving emergency shelter support

# of PSN HHs assisted with construction of semi-permanent shelter

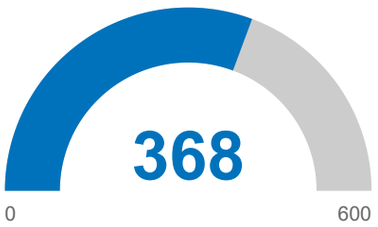

OUTCOME 1: Emergency shelter support for new arrivals

# of HHs receiving emergency shelter-earmarked cash assistance

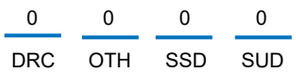

# of new arrival HHs provided with emergency shelter kits

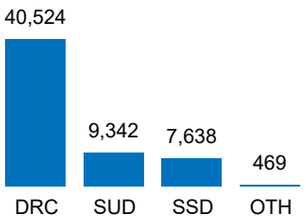

# of new arrival HHs provided with communal shelter

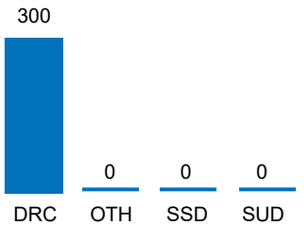

# of new arrival HHs provided with cash for rent

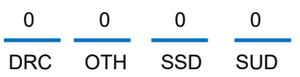

OUTCOME 2: PSN households assisted with construction of semi-permanent shelters

# of PSN HHs assisted with construction of semi-permanent shelter (Total)

# of PSN HHs assisted with construction of semi-permanent shelter (Older person at risk)

# of PSN HHs assisted with construction of semi-permanent shelter (Serious medical condition)

# of PSN HHs assisted with construction of semi-permanent shelter (Woman at risk)

# of PSN HHs assisted with construction of semi-permanent shelter (Child at Risk)

# of PSN HHs assisted with construction of semi-permanent shelter (Single parent)

# of PSN HHs assisted with construction of semi-permanent shelter (Disability)

Achievements data: ActivityInfo **Author:** UNHCR Representation in Uganda **Feedback:** ugakaimug@unhcr.org **For more info:**https://data.unhcr.org/en/country/uga

Sectors contacts: Wilfred Wadada (UNHCR) wadada@unhcr.org +25678139027 Felly Lamwaka (CRS) felly.lamwaka@crs.org +256774579047

Published: *August 2025*