UNHCR The UN Refugee Agency | CORE

SYRIAN ARAB REPUBLIC

Syria governorates of return overview

As of 21 August 2025

Key Figures

This map is prepared using data from population movement reporting and border monitoring tool. It also includes the movements of Syrians who returned from Lebanon to Syria under duress following the escalation of hostilities on 23 September 2024, primarily through the border crossing points of Jdaidat Yabous, Al-Dabousiah, and Jousieh.

1,182,426 *

Individuals who returned to Syria from beginning 2024 until 21 August 2025.

821,586

Individuals who returned to Syria since 08 December 2024.

Age and gender breakdown (Estimated)

568,940 Male

611,412 Female

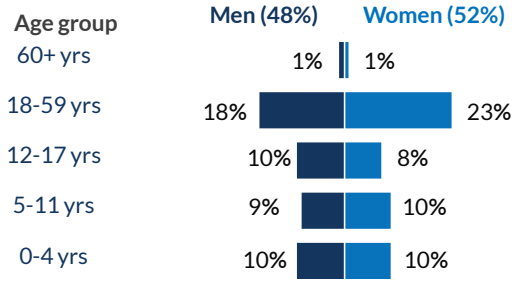

Country of departure

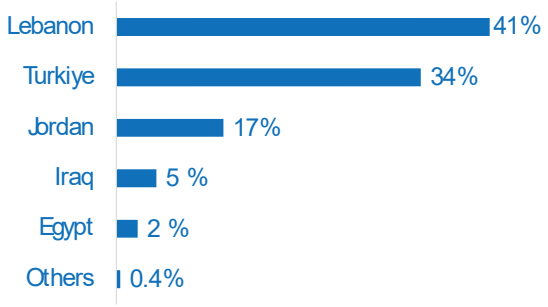

Intended locations of return by governorate

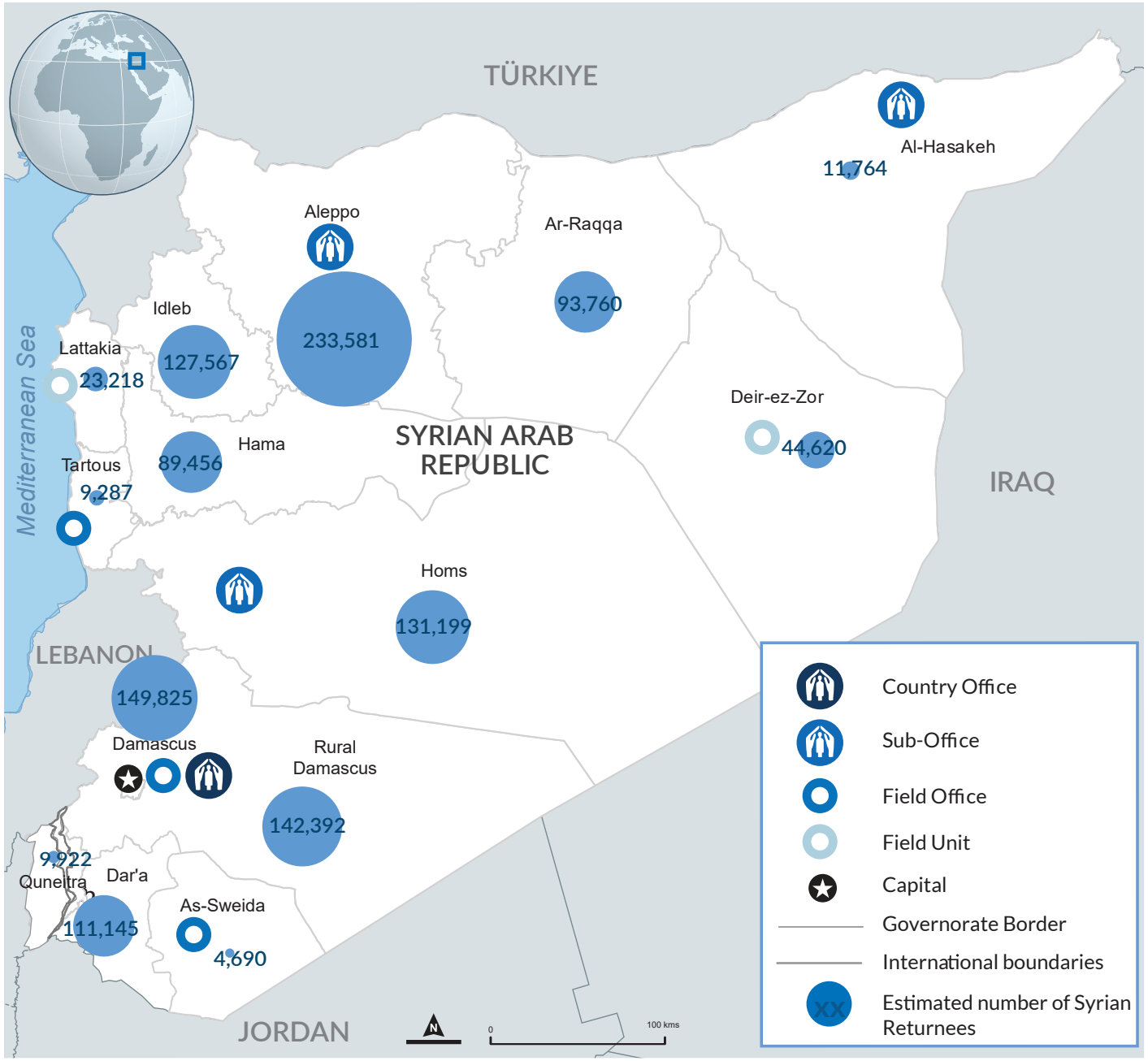

The boundaries and names shown and the designations used on this map do not imply official endorsement or acceptance by the United Nations.

UNHCR Comprehensive Overview of Response to Emergencies | imsyr@unhcr.org

Sources: UNHCR border monitoring and population movement reporting tool | *Figures are subject to future adjustment, should not be considered Final.