

## Key figures


**1,938,100**

total returns<sup>1</sup>

**1,154,900**

deportations

**1,654,200**

85%

**60%**

of total returns are **deportations**

The **blue figures** above correspond to the period 1 January 2025 to 27 August 2025. While the **navy figures** refer only to those who arrived from 20 March 2025 to 27 August 2025.

## Context

Following headcount slip expiry on 20 March 2025, the Government of Iran launched a regularization/return scheme for the two million affected Afghans. Slip holders must undergo government assessments to determine whether they are allowed to remain.

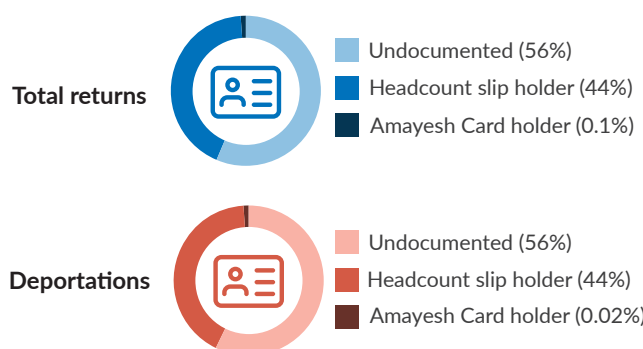
Daily returns increased sharply after 13 June, with further spikes observed after 25 June. However, the trend has shown a decline over the past two weeks. **Between 21 and 27 August the average daily returns was 5,800 which is similar to the previous week.** The current level remains significantly higher than the first quarter of 2025, when the daily average stood at approximately 3,500.

As of 27 August, some 1.65 million Afghans returned from Iran since 20 March 2025 and **1.94 million since the beginning of the year** bringing the total returns from both Iran and Pakistan to over 2.4 million in 2025.

UNHCR reiterates concern that many Afghans —regardless of status—face serious protection risks in Afghanistan due to the current human rights situation, especially women and girls.

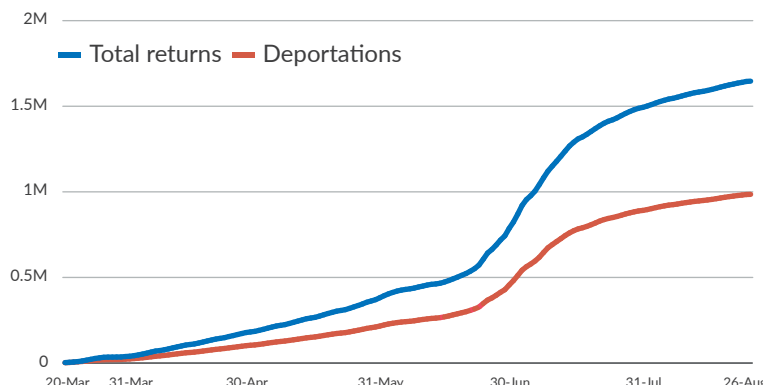
## Returns by documentation status

From 21 to 27 August 2025, headcounted slip holders made up 28% of total returnees, with 30% of total deportees being headcounted slip holders during the same reporting period. Looking at the broader period since 20 March 2025, approximately 44% of total returnees and 44% of total deportees are headcount slip holders.



## Total returns (cumulative since 20 March 2025)

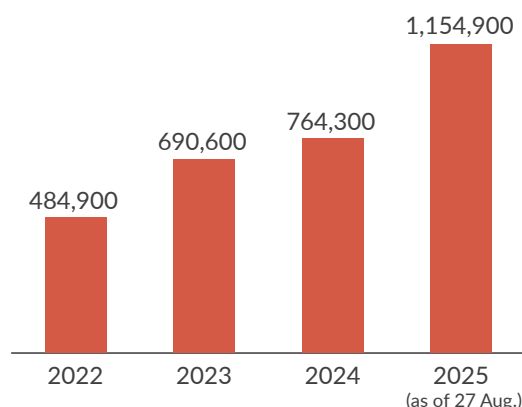
Number of people in millions



## Deportations

In 2025, **1.15 million returns** — or 60% of the total — were deportations. Of these, over 729,300 Afghans were deported after 13 June.

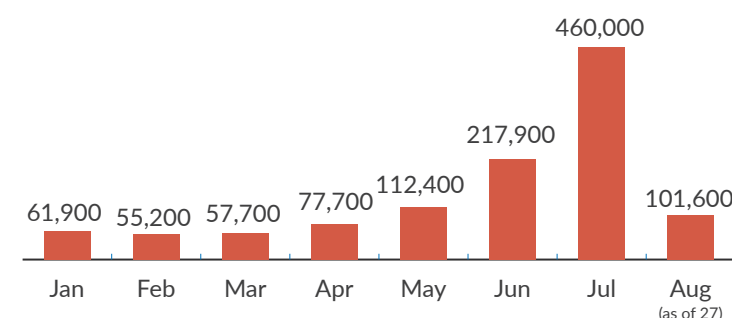
## Yearly deportations



## Monthly deportations in 2025

July 2025 recorded the highest monthly deportation figures in the past three years, with a total of 460,000 individuals deported.

During the reporting period from 21 to 27 August, over 24,000 individuals were deported, 76% of whom crossed through the Islam Qala border point and 24% through Zaranj border point. The proportion of deportees out of the total returns in the reporting week was 61%, similar to the previous week.


<sup>1</sup> Includes deportations, assisted VolRep and other returns of Afghans of all statuses such as Amayesh cardholders and the undocumented, excluding passport holders.

Sources: UNHCR, DoRR

## Returns profiles (since 20 March 2025)

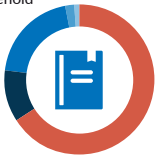
Since the beginning of 2025, there have been **significant shifts in the proportion of returnees traveling as families rather than individuals**. The percentage of family returns rose substantially from 11% in Q1 to 40% between April and 12 June. During the conflict period from 13 to 24 June, family returns increased sharply to 67%, **continuing to rise to 81% after the ceasefire on 25 June**. In the reporting period, 21 to 27 August, **56% of returnees were travelling as families**.



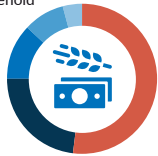
**66%** have returned as **families**



Education levels  
head of household



Occupational skills  
head of household

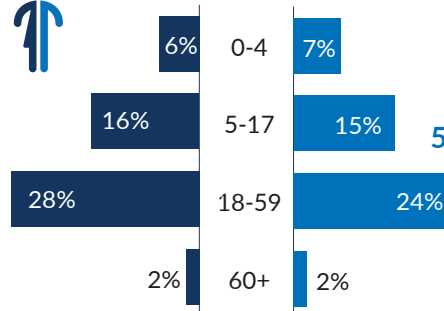


## Returns assisted by UNHCR Afghanistan

UNHCR Afghanistan has scaled up its response capacity at the Islam Qala and Zaranj border crossings. First line protection and humanitarian response delivered by UNHCR teams include protection assistance, referrals to specialized services, transportation, and core relief items. Cash assistance is also provided by UNHCR's supplier HesabPay, ensuring that returnees can access emergency cash assistance immediately on arrival, and avoiding the need to travel to nearest UNHCR Encashment Centers.

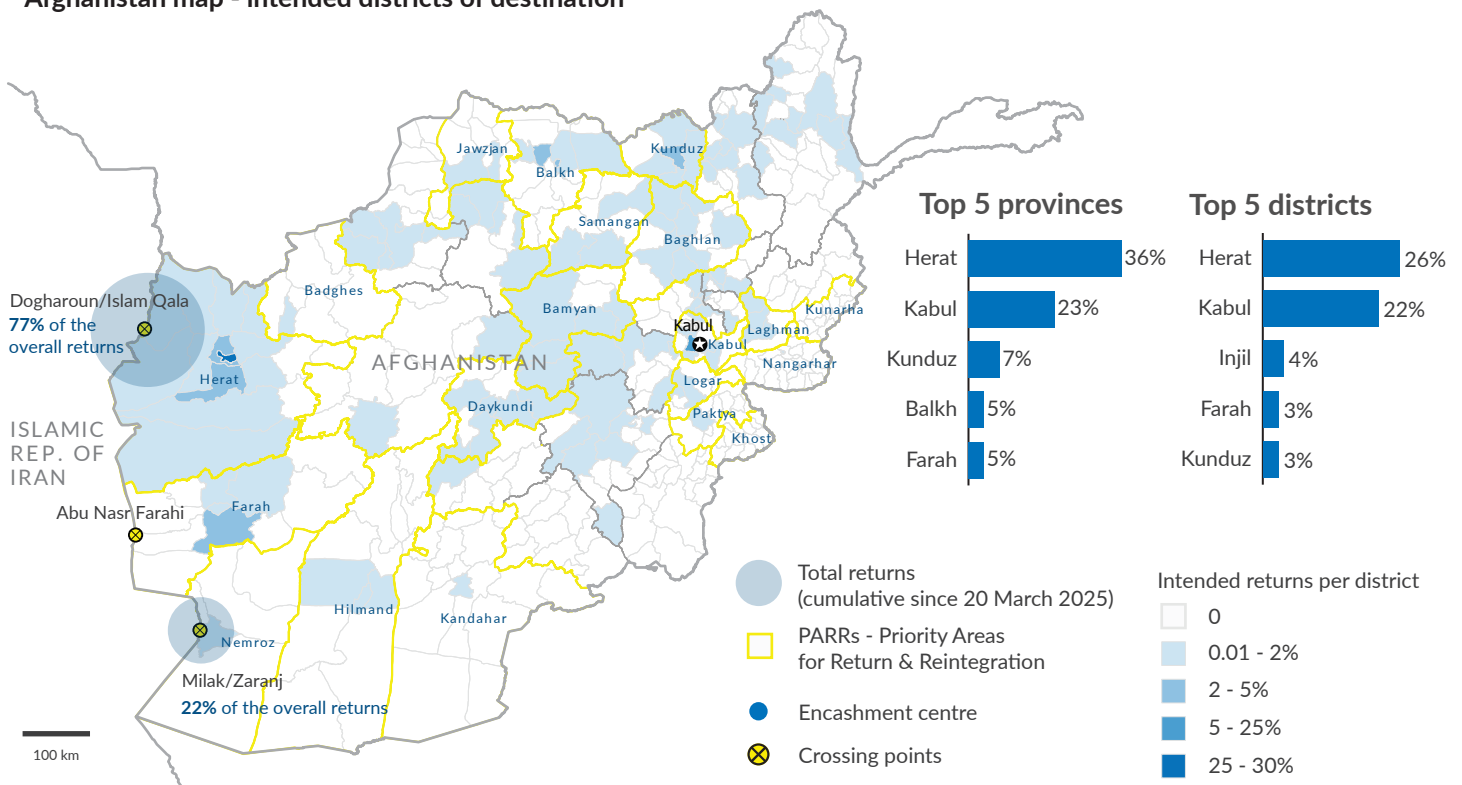
In addition to the cash assistance, UNHCR supports the returnees with emergency relief items including blankets, plastic sheet, kitchen set, jerry cans, hygiene kits and hot meals in Islam Qala. **From 27 June to 27 August, over 24,130 returning households covering 169,000 Afghan returnees were supported with Core Relief Items (CRIs) and 134,700 received hot meals.** Some 27,300 returnees were assisted with transportation from Islam Qala and Zaranj to main provinces of return.

**74%** of assisted are **women & children**  
**42%** are **Female headed households**



Out of those assisted  
**5.6%** have disabilities

## Afghanistan map - intended districts of destination



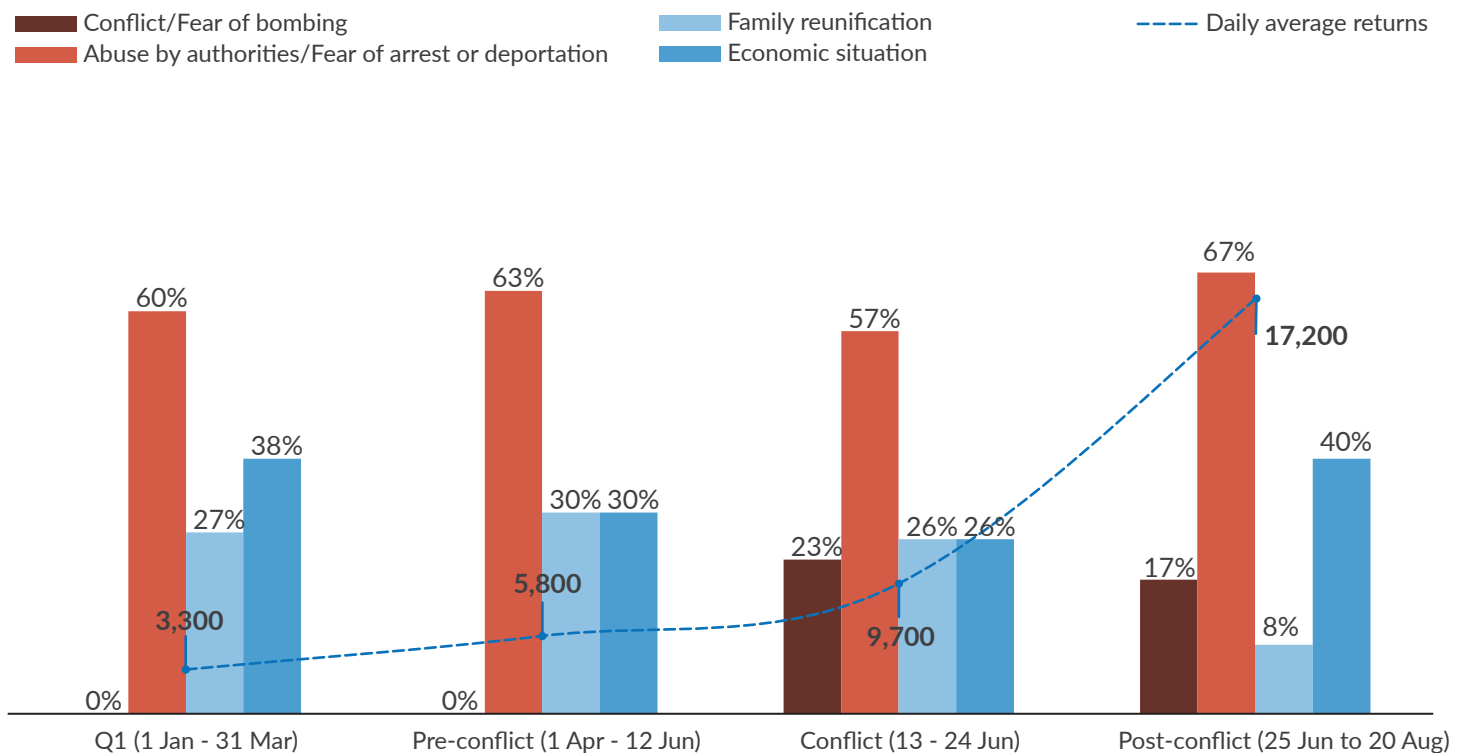
## Border Protection Monitoring

UNHCR and its border partners WADAN and CHA in Afghanistan have scaled up protection activities at the border (Islam Qala, Zaranj and Abo Nasr Farahi) with Iran. Daily presence consists of Border Protection Monitoring through interviews with returnees and deportees in order to identify protection concerns and risks, as well as their intended areas of return in Afghanistan. Help Desks have been set up to boost protection screening interviews, identification and referral of individuals to be assisted by UNHCR at the border and in the Encashment Centers. Since 13 June, deportations from Iran increased, also coinciding with a Government-announced 6 July deadline for holders of expired Headcount slips to exit Iran.

Despite the significant decrease in the daily average number of returns compared to previous weeks, border protection monitoring in Afghanistan continues to highlight serious protection challenges faced in Iran by those Afghan returnees. Returnees continue to report instances of discrimination and mistreatment, including instances of inflated prices for Afghan customers, increased harassment of Afghan children in local communities, and verbal abuse in detention centres. Employment discrimination also persists, with job advertisements offering different salary scales based on nationality.

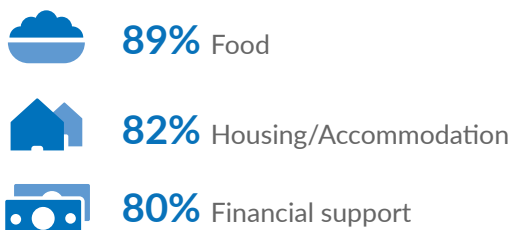
### Reasons for leaving Iran

Percentage of interviews reporting reasons | Multiple choice questions may add up to over 100%



### Top 3 Needs upon arrival

Percentage of interviews | Multiple choice questions may add up to over 100%



### Top 3 Protection services requested in Afghanistan

Percentage of interviews | Multiple choice questions may add up to over 100%

