Türkiye Economic Empowerment Sector Achievements

August 2025

Inter-Agency Coordination Türkiye

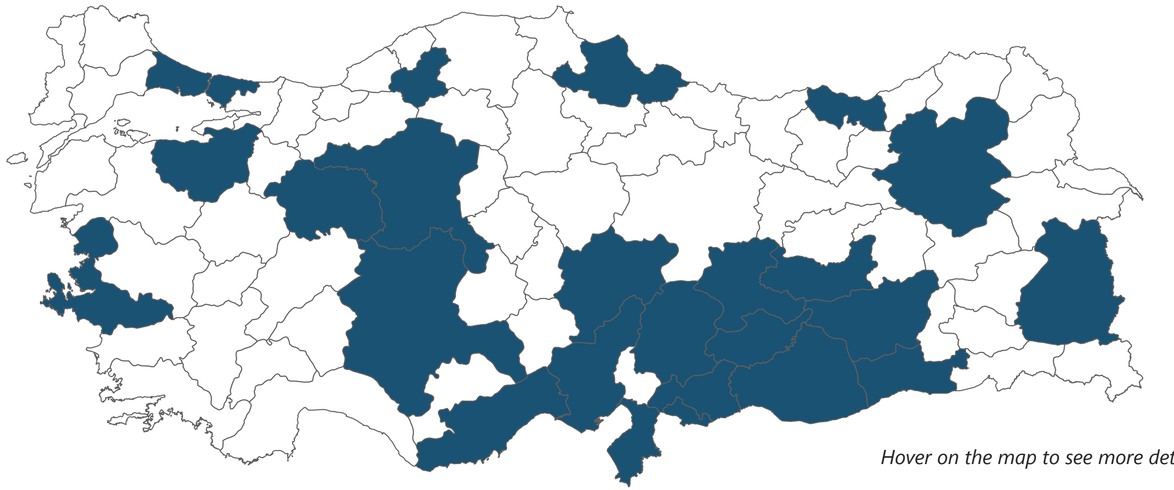

Hover on the map to see more details.

11.6K

# of direct beneficiaries reached by the sector

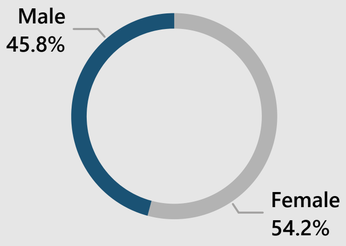

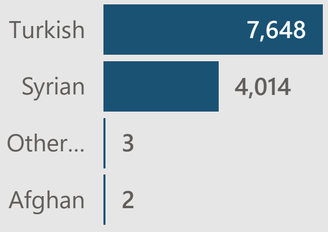

Implementing Agencies

CARE Internati... | ICMPD | ILO | SARD | Save the Childr... | WFP | World Vision Int... | Zero Discrimina...

Supporting Agencies

ASAM | CARE In... | DRC | FAO | HABITAT | ICMPD | ILO | SARD | Save th... | Solidar ... | WFP | World V... | YSYD

TO IMPROVE THE FOOD SECURITY OF SYRIANS UNDER TEMPORARY PROTECTION AND VULNERABLE COMMUNITIES AND PREVENT THEM FROM RESORTING TO FOOD-RELATED NEGATIVE COPING STRATEGIES

994

1.1.1 # of individuals benefitted from training program on good food and nutrition agriculture practices (food consumption, food safety, nutrition, cooking demonstration)

100

1.2.3 # of individuals benefitted from greenhouse or/and backyard farming schemes

INCREASED SOCIO-ECONOMIC INCLUSION THROUGH JOB CREATION, IMPROVED EMPLOYABILITY AND SYSTEM SUPPORT

260

1.A - Total # of individuals supported with job placement (i.e. people placed into decent jobs)

Female GNC Male

95%

201

1.C - Total # of individuals supported with self-employment opportunitites (new businesses establisheded)

Female GNC Male

51% 49%

175

1.D - Total # of individuals supported with the obtention of work permit.

Female Male

13% 87%

204

2.3.1.a # of individuals completed livelihoods trainings (technical and vocational trainings which can also include soft/language skills)- Non agricultural

Sources: ActivityInfo **Feedback:** berkin.erol@undp.org, IMTurkey@unhcr.org

The number of beneficiaries reached is calculated by summing indicators selected by the sectors; there may be duplications.

Türkiye Economic Empowerment Sector Achievements

August 2025

Inter-Agency Coordination Türkiye

Reporting Partner	Supporting Agency	Appeal, EQ Response...	Nationality	Province, District
All	All	All	All	All

Indicator	January	February	March	April	May	June	July	**Total**
1.1.1 # of Female (18+) benefitted from training program on good food and nutrition agriculture practices (food consumption, food safety, nutrition, cooking demonstration)			425			204	197	**826**
1.1.1 # of individuals benefitted from training program on good food and nutrition agriculture practices (food consumption, food safety, nutrition, cooking demonstration)			425			372	197	**994**
1.1.1 # of Male (18+) benefitted from training program on good food and nutrition agriculture practices (food consumption, food safety, nutrition, cooking demonstration)						168		**168**
1.1.1 # of Non-binary adults (18+) benefitted from training program on good food and nutrition agriculture practices (food consumption, food safety, nutrition, cooking demonstration)						0		**0**
1.1.2 # of awareness sessions on good food and nutrition agriculture practices						0		**0**
1.1.3 # of school or community gardens						0		**0**
1.1.4 # of Female (18+) provided with learning programmes on good food practices and healthy dietary habits						918	1,832	**2,750**
1.1.4 # of individuals provided with learning programmes on good food practices and healthy dietary habits						1,679	3,037	**4,716**
1.1.4 # of Male (18+) provided with learning programmes on good food practices and healthy dietary habits						761	1,205	**1,966**
1.1.4 # of Non-binary adults (18+) provided with learning programmes on good food practices and healthy dietary habits						0		**0**
1.2.1 # of Female (18+) provided with the tools to establish greenhouse, or/and backyard urban and peri-urban agriculture schemes	112					16		**128**
1.2.1 # of individuals provided with the tools to establish greenhouse, or/and backyard urban and peri-urban agriculture schemes	282					100		**382**
1.2.1 # of Male (18+) provided with the tools to establish greenhouse, or/and backyard urban and peri-urban agriculture schemes	170					84		**254**
1.2.1 # of Non-binary adults (18+) provided with the tools to establish greenhouse, or/and backyard urban and peri-urban agriculture schemes						0		**0**
1.2.2 # of greenhouse, or/and backyard farming schemes established						0		**0**
1.2.3 # of Female (18+) benefitted from greenhouse or/and backyard farming schemes						16		**16**
1.2.3 # of individuals benefitted from greenhouse or/and backyard farming schemes						100		**100**
1.2.3 # of Male (18+) benefitted from greenhouse or/and backyard farming schemes						84		**84**
1.2.3 # of Non-binary adults (18+) benefitted from greenhouse or/and backyard farming schemes						0		**0**
Total	**3,027**	**1,687**	**2,555**	**1,437**	**50**	**8,104**	**7,965**	**24,825**

Sources: ActivityInfo **Feedback:** berkin.erol@undp.org, IMTurkey@unhcr.org

The number of beneficiaries reached is calculated by summing indicators selected by the sectors; there may be duplications.