2025 Q2 Sector Dashboard

Food Security and Agriculture

The second quarter of 2025 Food Security and Agriculture sector dashboard summarizes the progress made by Food Security and Agriculture sector partners involved in the Lebanon Response Plan (LRP) from January to June 2025. It identifies key challenges and priorities and highlights trends affecting people in need. The Food Security and Agriculture sector in Lebanon is focused on: OUTCOME 1: Ensuring that the most vulnerable communities in Lebanon receive food assistance to reduce their food gaps and diversify their food intake; OUTCOME 2: Improving agricultural production and productivity among the most vulnerable farmers through agricultural livelihoods assistance, aiming to protect, restore, and sustain their livelihoods; OUTCOME 3: Enhancing national capacities, coordination, and information sharing on food security and agriculture.

2025 Sector Funding Status

As of March 31st

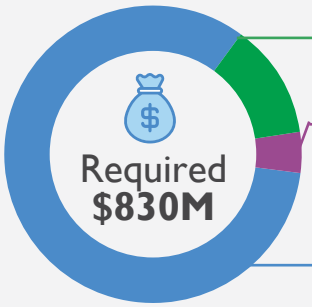

12.6% ($104.5M)
Total received
(June-25)

4.4% ($36.3M)
Total carry over
(from 2024)

83%
Required
(ref. 2025 appeal)

Source: FTS

2025 Population Reached

2.7 M
People in Need

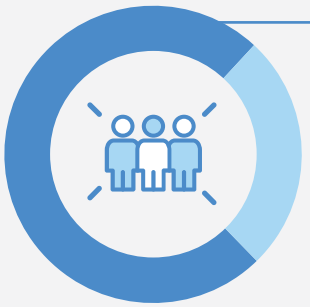

1.81 M (74.2%)
Reached

2.43 M
Targeted
Male **1.19M**
Female **1.24M**

2025 Population Figures by Cohort

1.2M
Lebanese individuals in need

438K (38%)
Reached

1.14M
Targeted
Male **561K**
Female **539K**

1.3M
Displaced Syrians in need

1.3M (117%)
Reached

1.1M
Targeted
Male **561K**
Female **539K**

12K
Palestinian Refugees from Syria (individuals)

6.3K (52%)
Reached

12K
Targeted
Male **6.1K**
Female **5.9K**

110K
Palestine Refugees in Lebanon (individuals)

62K (60%)
Reached

104K
Targeted
Male **53K**
Female **51K**

92K
Migrants (individuals)

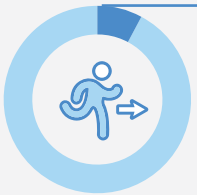

7K (8%)
Reached

87K
Targeted
Male **44.5K**
Female **42.7K**

** In Ramadan, partners distributed in-kind recommended parcels to Palestine Refugees in Lebanon (PRL), resulting in an overreach of the initial food assistance target.*

For more information, please contact: mohie.alwahsh@wfp.org

For more details kindly kindly visit FSA Sector website: Click here!

LEBANON Response Plan

2025 Q2 Sector Dashboard

Food Security and Agriculture

Progress Against Targets

Outcome 1: To ensure most vulnerable communities in Lebanon receive FOOD ASSISTANCE to reduce their food gaps and diversify their food intake

Individuals receiving in-Kind food assistance

386K (16%) — **2.4M**

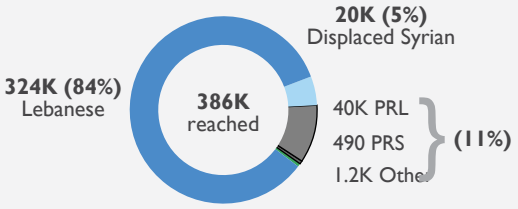

Individuals receiving cash-based food assistance

1.41M (58%) — **2.4M**

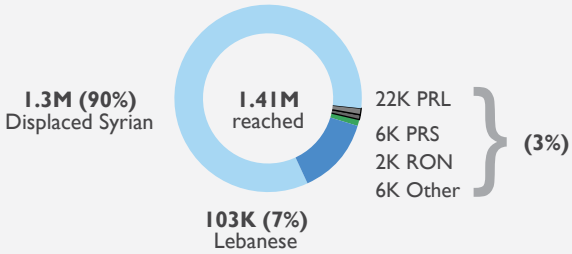

Outcome 2: To improve agricultural production and productivity of most vulnerable farmers through AGRICULTURE LIVELIHOODS ASSISTANCE to protect, restore and sustain their livelihoods

Small-scale farmers receiving assistance (capacity building, in-kind or cash-based assistance)

10K (13%) — **77.5K**

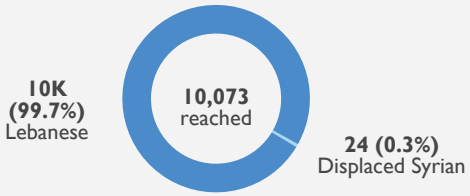

Individuals benefitting from temporary/casual labour in agriculture. (FFAs/Cash for Assets/Cash for Work/Cash for Services)

442 (2%) — **19K**

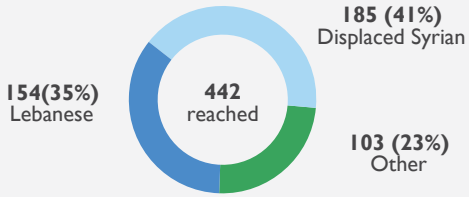

Individuals benefitting in skills development and training in agriculture. (FFTs/Cash for Trainings)

0 (0%) — **19K**

$ 1,662,240

Total amount of USD disbursed as cash assistance to farmers and agricultural entities

129

Agricultural cooperatives, MSMEs, associations supported (capacity building, in-kind or cash-based assistance)

The achievements described in this dashboard are the collective work of the following partners:

ACF Spain, ACTED, ADRA, Al Majmouaa, AMEL, ANERA, Arcenciel, Arche Nova, MADA, ARCS, Association Libanaise des chevaliers de Malte, CARE, Caritas Lebanon, CISP, DCA, DRC, Fair Trade Lebanon, FAO, Farah Social Foundation, GNFF, GVC, HAND, ILO, Imam Sadr Foundation, INITIATE, IOCC Lebanon, Islamic Relief Lebanon, ISWA, Key of Life, Lebanese Social Responsibility - LSR, LEE Experience, LOST, MCC, Mercy Corps, NRC, Nusaned, OXFAM, PCPM, Plan International, RESTART Lebanon, SCI, ShareQ, SHEILD, SIF,

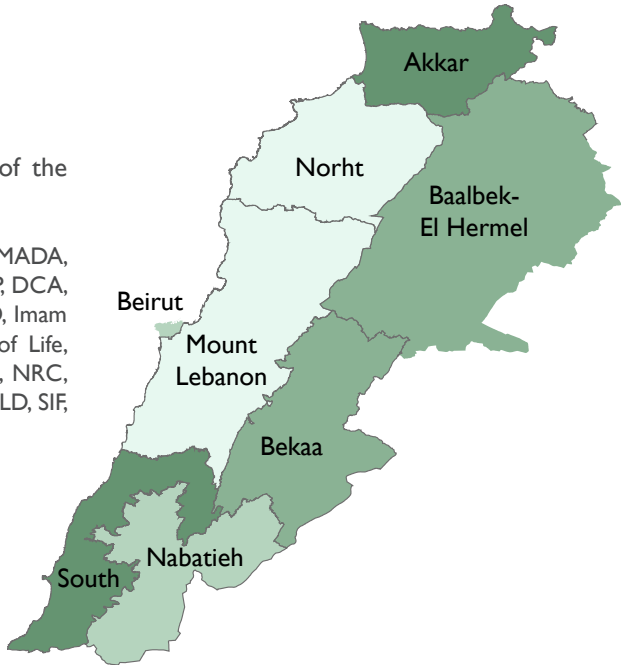

For more information, please contact: mohie.alwahsh@wfp.org

For more details kindly kindly visit FSA Sector website: Click here!