Inter-Agency Coordination Türkiye

3RP National PWG Meeting

7 August 2025

Meeting Agenda

- Welcome & Announcements
- Presentation of CLIP 2 Project 2023–2025 Protection Analysis
- Mid-Year Protection Sector M&E Review (Including CP&GBV)
- AoB & Closure

Announcements & Updates

- Inter-Agency Protection Needs Assessment Round 8 Report & Preparations for Round 9
- Deadline for Protection Sector Reporting on ActivityInfo: 11 August
- Voluntary Return Information Sessions

Inter-Agency Coordination Türkiye

Presentation of CLIP 2 Project 2023–2025 Protection Analysis

GIZ

Inter-Agency Coordination Türkiye

Mid-Year Protection Sector M&E Review (Including CP&GBV)

Protection Sector Information Management

General Evaluation for the 2nd Quarter of 2025

- A total of 41 partner appeals amount to **310.9 million USD** in 2025
- Total funding received in 2025: **25.3 million USD**, 8% funding

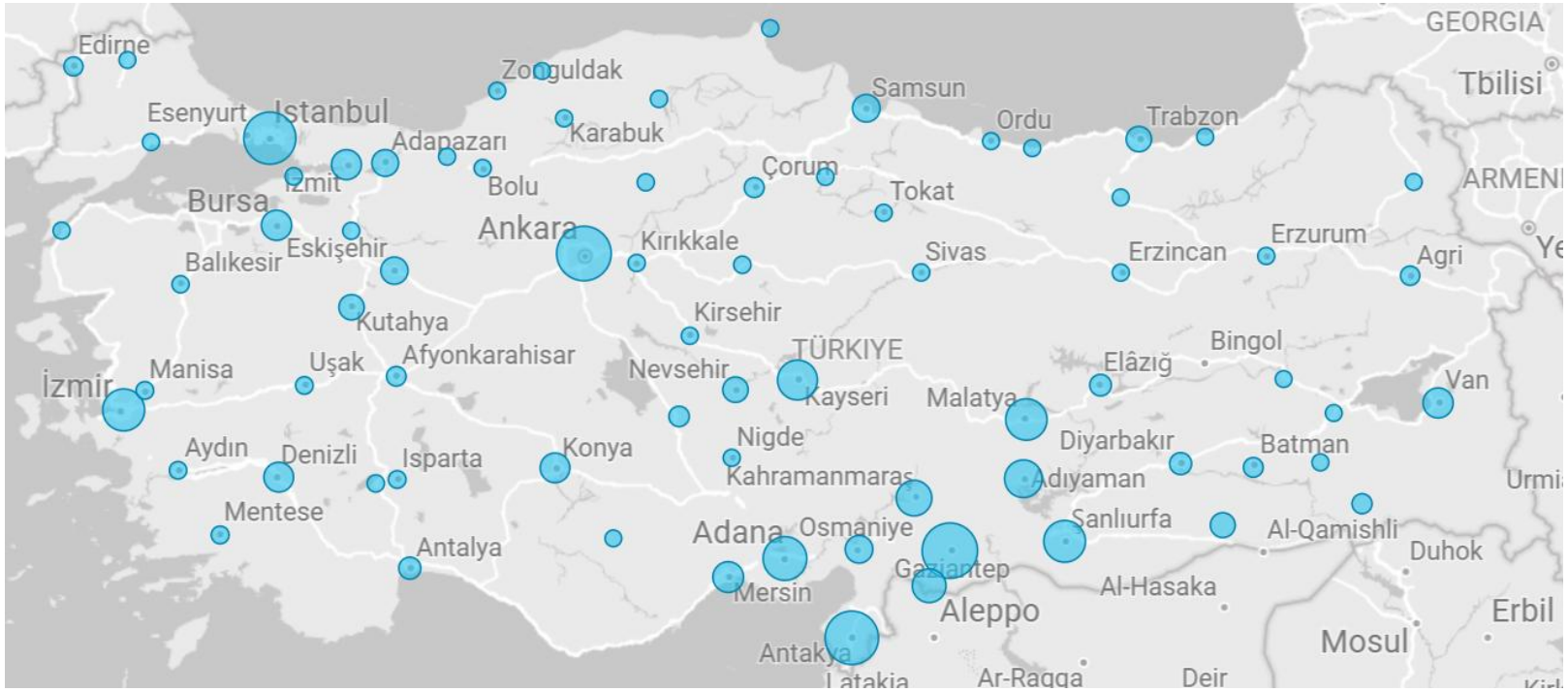

Information Dissemination

Çıktı göstergesi	2024 Target	2024 Q2 Progress	2024%	2025 Target	2025 Q2 Progress	2025%
2.2.1 # of individuals reached through information campaigns and awareness-raising on rights, entitlements, services, assistance including as related to return procedures and conditions	2,663,098	299,368	11%	2,046,346	811,492	40%
3.2.1 # of individuals reached through information campaigns and awareness raising initiatives on GBV risk mitigation, prevention and response including as related to return procedures and conditions	303,712	76,100	25%	109,266	51,091	47%
4.2.4 # of individuals reached through information campaigns and awareness-raising initiatives on child rights and protection including as related to return procedures and conditions	140,940	76,452	54%	140,669	39,593	28%

Social Cohesion

Output Indicator	2024 Target	2024 Q2 Progress	2024%	2025 Target	2025 Q2 Progress	2025%
2.5.1 # of refugee and host community members participating in one-off events specific to social cohesion	58,580	6,249	11%	22,505	8,637	38%
2.5.2 # of refugee and host community members participating in structured and sustained programmes specific to social cohesion	82,470	179,664	218%	20,460	186,803	913%
2.5.3 # of institutions engaged with to promote peaceful co-existence and social cohesion	46	2	4%	121	0	0%

Community Based Protection

Output Indicator	2024 Target	2024 Q2 Progress	2024%	2025 Target	2025 Q2 Progress	2025%
2.3.1 # of individuals engaged in sustained and structured mobilization efforts and empowerment programmes	18,710	5,932	32%	15,100	2,146	14%
4.2.1 # of children participating in structured and sustained community-based child protection programmes	37,770	2,696	7%	17,940	4,413	25%
4.2.3 # of individuals reached with positive parenting programmes	26,210	7,897	30%	21,152	10,268	49%

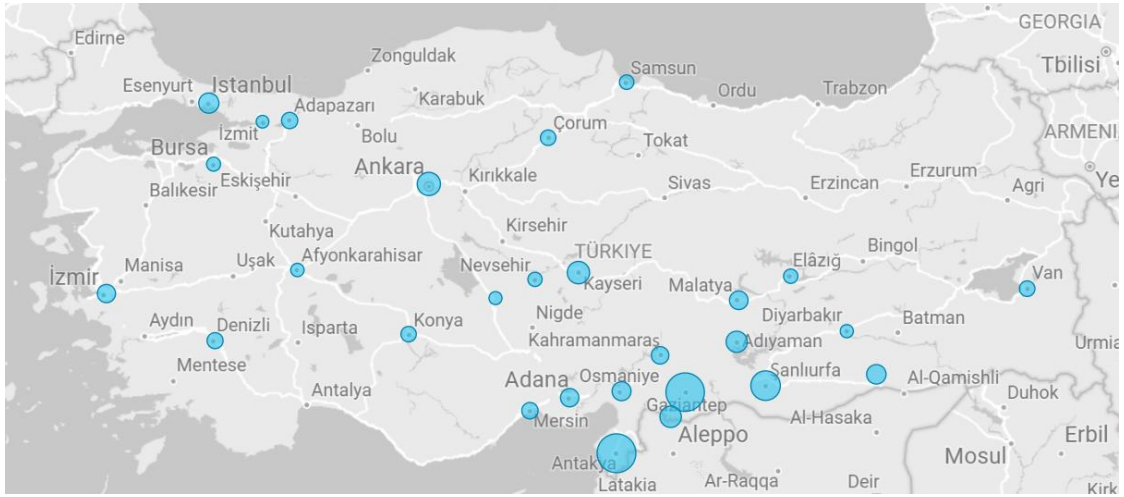

Mental Health and Psychosocial Support

Output Indicator	2024 Target	2024 Q2 Progress	2024%	2025 Target	2025 Q2 Progress	2025%
2.1.5 # of individuals receiving psycho-social support	171,820	74,046	43%	134,437	64,860	48%
4.2.2 # of children participating in structured and sustained psycho-social support programmes (individuals and in groups)	82,116	35,987	44%	85,948	31,559	37%

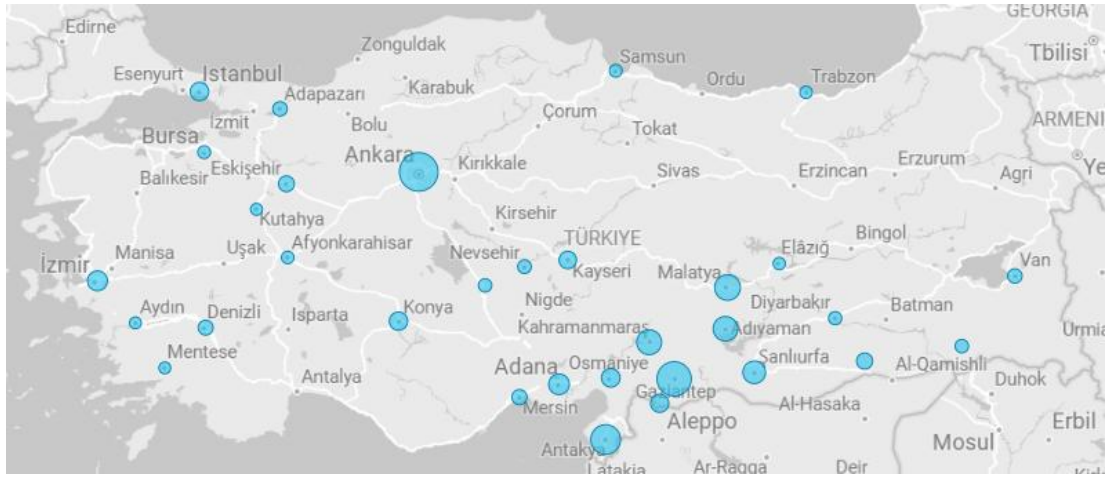

Legal Assistance and Counseling

Output Indicator	2024 Target	2024 Q2 Progress	2024%	2025 Target	2025 Q2 Progress	2025%
1.4.1 # of refugees/vulnerable host community members provided with individual legal support (legal aid and counsel)	47,645	44,715	94%	64,363	29,521	46%
1.4.2 # of individuals trained on strengthening legal aid mechanisms for refugees (bar associations and other stakeholders)	6,565	9,704	148%	3,265	3,257	100%

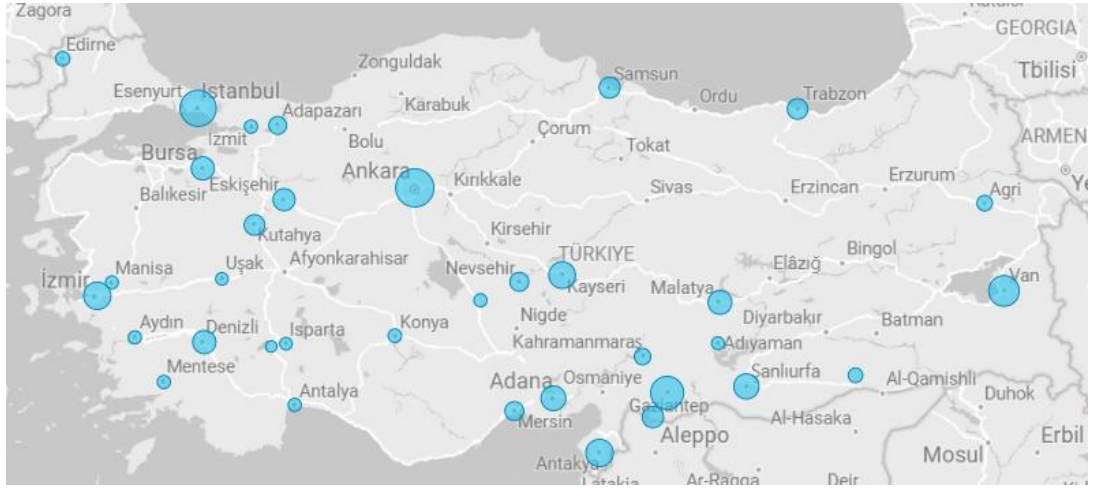

Cash for Protection/In-Kind Assistance

Output Indicator	2024 Target	2024 Q2 Progress	2024%	2025 Target	2025 Q2 Progress	2025%
2.1.4 # of individuals receiving cash/in-kind assistance to meet their protection needs	98,970	23,232	23%	106,508	52,984	50%

Persons with Specific Needs

Output Indicator	2024 Target	2024 Q2 Progress	2024%	2025 Target	2025 Q2 Progress	2025%
2.1.1 # of individuals benefitting from protection activities	476,549	364,255	76%	551,692	272,322	49%
2.1.2 # of individuals with specific needs/vulnerabilities assessed and identified with protection needs	534,778	181,814	34%	323,963	97,753	30%
2.1.3 # referrals (of individuals with protection needs) to specialized/multisectoral services	239,547	86,257	36%	252,824	75,126	30%

Gender Based Violence

Output Indicator	2024 Target	2024 Q2 Progress	2024%	2025 Target	2025 Q2 Progress	2025%
3.1.1 # of individual Gender-Based Violence survivors and those at risk assessed	47,480	16,260	34%	42,881	9,404	22%
3.1.2 # of individual Gender-Based Violence survivors and/or those at risk provided with GBV-specific response services	24,861	8,415	34%	21,847	7,604	35%
3.1.3 # of individual Gender-Based Violence survivors and/or those at risk referred to multi-sectoral GBV-specific response services	22,547	3,253	14%	18,842	3,102	16%

Child Protection

Output Indicator	2024 Target	2024 Q2 Progress	2024%	2025 Target	2025 Q2 Progress	2025%
4.1.1 # of children assessed for protection risks	148,154	109,323	74%	206,360	47,159	23%
4.1.2 # of children identified to be at risk	105,849	49,151	46%	134,977	25,848	19%
4.1.3 # of children referred to specialized/multi-sectoral services	93,660	22,008	23%	115,006	22,449	20%

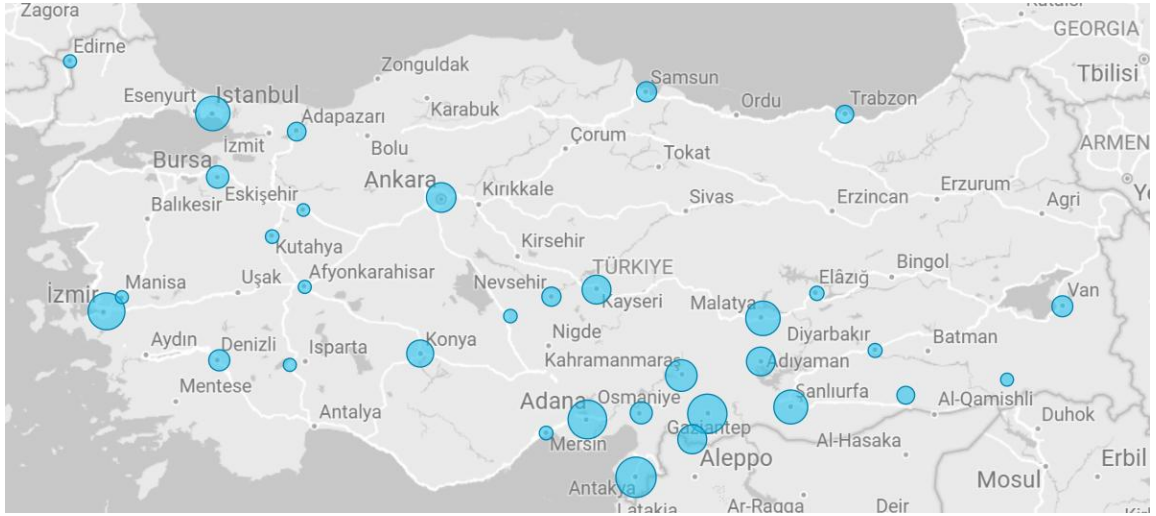

Trainings/Technical Capacity Development

Output Indicator	2024 Target	2024 Q2 Progress	2024%	2025 Target	2025 Q2 Progress	2025%
1.1.1 # of individuals trained on international protection, rights, services and available assistance	43,537	19,509	45%	24,005	8,496	35%
1.4.2 # of individuals trained on strengthening legal aid mechanisms for refugees (bar associations and other stakeholders)	6,565	9,704	148%	3,265	3,257	100%
2.6.1 # of individuals reached with technical capacity development initiatives (including trainings etc) on service delivery/provision to persons with specific needs	3,805	532	14%	8,835	792	9%
3.3.1 # of individuals reached with technical capacity development (including trainings) initiatives on GBV risk mitigation, prevention and response	3,075	1,073	35%	2,900	588	20%
4.3.1 # of individuals reached with technical capacity development initiatives (including trainings) on child rights and protection	8,035	3,746	47%	13,075	1,672	13%

Institutional Support

Output Indicator	2024 Target	2024 Q2 Progress	2024%	2025 Target	2025 Q2 Progress	2025%
2.6.2 # of institutions supported to improve physical capacities (including related to infrastructure, material and logistic support) on service delivery/provision to persons with specific needs	47	2	4%	16	0	0%
2.6.3 # of institutions supported to strengthen human resources capacities (including staffing support such as recruitment of psychologists, social workers) on service delivery/provision to persons with specific needs	36	5	14%	228	170	75%

Institutional Support – GBV

Output Indicator	2024 Target	2024 Q2 Progress	2024%	2025 Target	2025 Q2 Progress	2025%
3.3.2 # of institutions supported to improve physical capacities (including related to infrastructure, material and logistic support) on GBV risk mitigation, prevention and response	9	2	22%	3	0	0%
3.3.3 # of institutions supported to strengthen human resources capacities (including staffing support such as recruitment of psychologists, social workers) on GBV risk mitigation, prevention and response	85	78	92%	62	32	52%

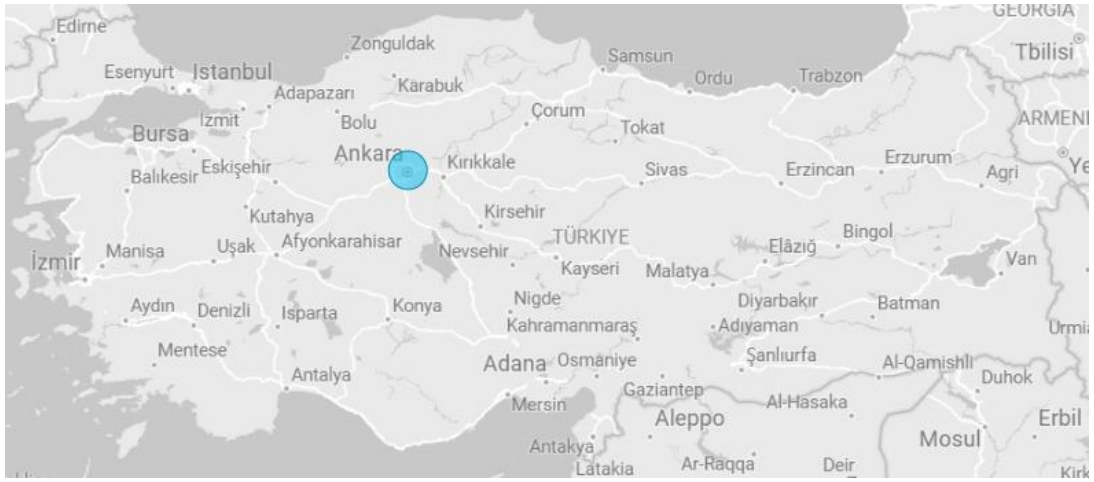

Institutional Support – Child Protection

Output Indicator	2024 Target	2024 Q2 Progress	2024%	2025 Target	2025 Q2 Progress	2025%
4.3.2 # of institutions supported to improve physical capacities (including related to infrastructure, material and logistic support) on child rights and protection	10	2	20%	2	0	0%
4.3.3 # of institutions supported to improve human resources capacities (including staffing support such as recruitment of psychologists, social workers) on child rights and protection	31	2	6%	106	60	57%

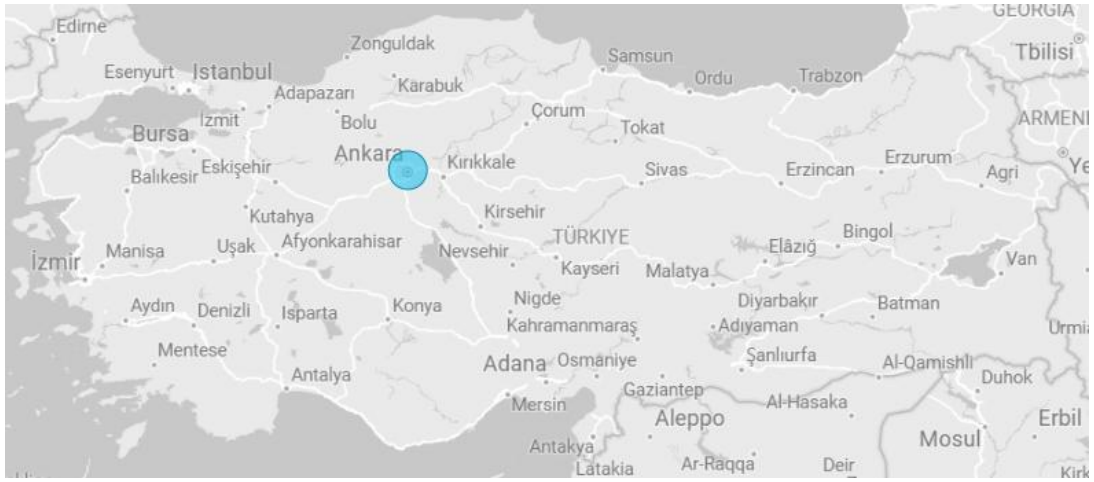

Accountability to Affected Populations / Protection From Sexual Exploitation and Abuse

Output Indicator	2024 Target	2024 Q2 Progress	2024%	2025 Target	2025 Q2 Progress	2025%
2.4.1 # of feedback, complaints and response mechanisms established and/or maintained	135	90	67%	245	253	103%
2.4.2 # of feedback and complaints received and followed-up	49,541	28,094	57%	30,779	28,215	92%

Output Indicator	2024 Progress	2025 Progress	Progress ratio
Number of individuals reached with information on sexual exploitation and abuse protection and response	80,233	110,639	%38

Protection Monitoring Mechanisms

Output Indicator	2025 Target	2025 Q2 Progress	2025%
1.1.2 # of individuals consulted on protection risks, needs, vulnerabilities, and solutions throughout the program management cycle	129,594	5,026	4%

AoB

- The next meeting is planned to take place in October (exact date to be confirmed) and will focus on the 3RP Protection Sector Consultations. However, ad hoc meetings may be arranged if needed and depending on developments in the situation.

Inter-Agency
Coordination
Türkiye