SPAIN Weekly snapshot - Week 36 (1 - 7 Sep 2025)

The charts below are based on figures from the Ministry of Interior and UNHCR estimates. All figures are provisional and subject to change

Refugees & migrants: sea and land arrivals in week 36[1]

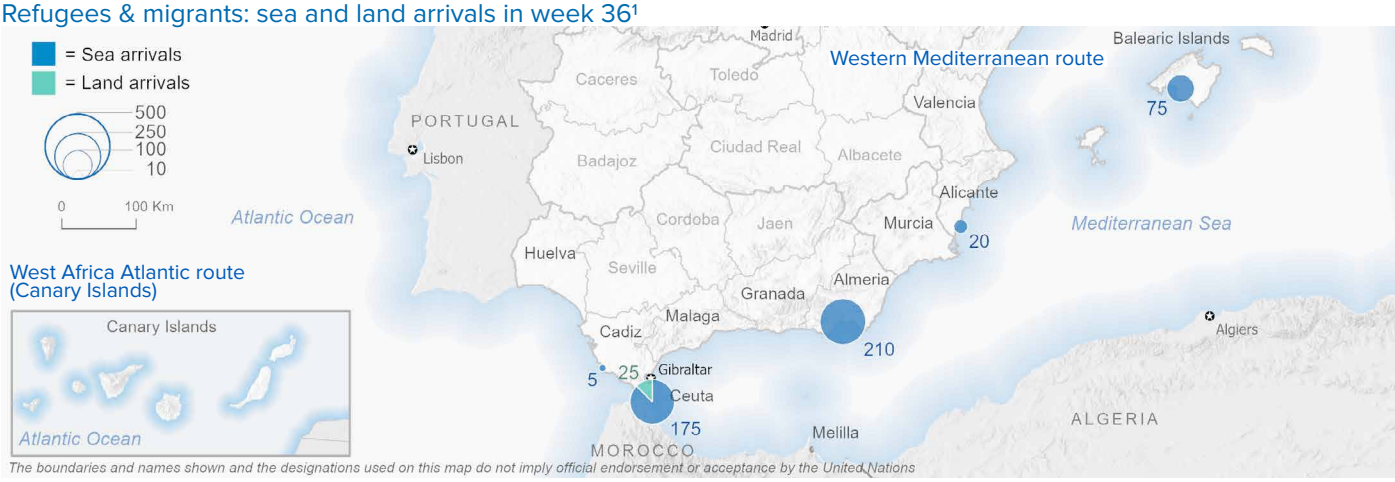

Arrivals in Spain

24,958 Arrivals as of 7 Sep 2025[2]

-33% Dif. 2024

24,333 Sea Arrivals[2]
Dif. 2024: -35%

625 Land Arrivals[2]
Dif. 2024: +100%

511 Arrivals Week 36[1]
Dif. last week: +31%
Dif. 2024: -67%

Western Mediterranean

12,787 Arrivals as of 7 Sep 2025[2]

+21% Dif. 2024

12,162 Sea Arrivals[2]
Dif. 2024: +19%

625 Land Arrivals[2]
Dif. 2024: +100%

511 Arrivals Week 36[1]
Dif. last week: +31%
Dif. 2024: +38%

West Africa Atlantic (Canary Islands)

12,171 Arrivals as of 7 Sep 2025[2]

-55% Dif. 2024

12,171 Sea Arrivals[2]
Dif. 2024: -55%

- Arrivals Week 36[1]
Dif. last week: -
Dif. 2024: -100%

Arrivals in Spain during the last five weeks[1]

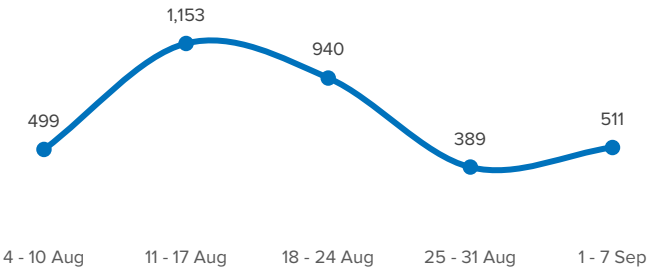

Arrivals in Spain by route during the last six months[2]

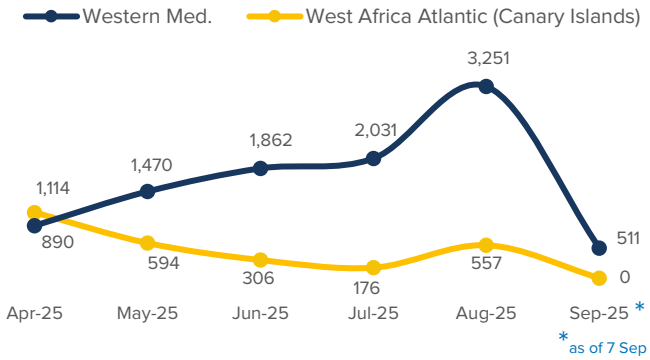

Arrivals in Spain per month[2]

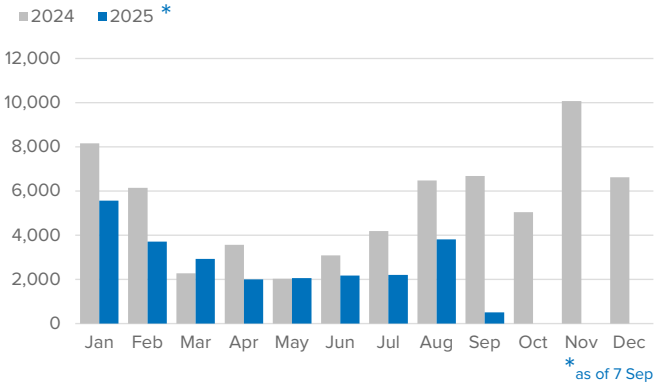

Arrivals in Spain per year[2]

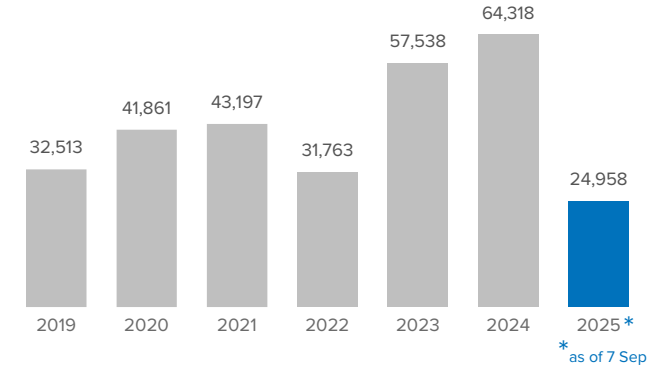

UNHCR / 11 Sep 2025
Source: UNHCR Spain data portal
[1]Based on UNHCR estimates.
[2]Based on figures from the Spanish Ministry of Interior and UNHCR estimates.