Operational UPDATE

# VENEZUELA

May 2025

UNHCR The UN Refugee Agency

Rehabilitation of the community sport court in Yoco, Carúpano, Sucre state. ©ACNUR

Amidst a worsening protection crisis, heightened political polarization, and the imminent threat of further economic hardship and sanctions following the 10 of January presidential inauguration, funding shortfalls have compelled UNHCR Venezuela to implement operational and personnel reductions. These cuts will diminish the scope of its activities within the country, beginning with the closure of the Field Unit in Santa Elena de Uairén, located in the southeastern state of Bolívar on the Brazilian border. Despite the challenging economic and political climate, significant numbers of Venezuelans have continued to spontaneously return to their country. Population movements monitored by UNHCR along the Colombian border during the first half of the year have consistently shown weekly majorities of returns over departures. This trend is largely attributed to the closure of the US border and the resumption of repatriation and deportation flights from host countries. To address the evolving situation, UNHCR has been strengthening its partnerships with other UN agencies, NGOs, implementing partners, relevant institutions, and the private sector to support humanitarian-development-peace nexus efforts to strengthen community resilience and enable the sustainable reintegration of returnees, the key components of UNHCR's strategy to break the cycle of displacement in Venezuela.

## KEY Figures (Jan- Apr 2025)

**+17K** people assisted by UNHCR in Venezuela

**+15K** people assisted by Protection Cluster

**+1,8K** people assisted by SHELTER Cluster

**+100** people assisted in Emergency response and prevention

### Protection

| | |
|---|---|
| Communication with communities: Information sessions and broadcasting of key messages through media and messaging apps | 28 |
| Individual support: Orientation, legal assistance and psycho-social | +8K |
| Members of institutions, NGOs or community structures trained on protection-related matters | +200 |
| Deliveries to support institutions and prioritized communities | 10 |
| Hygiene kit for people with specific needs | 300 |
| Renovations of health centres | ** |

### Shelter, Energy and NFIs

| | |
|---|---|
| ** | Renovations of premises of institutions and community centers |
| ** | Donations of Refugee Housing Units (RHU) |
| 46 | Habitat kits for people with specific needs |
| 6 | Direct donations to temporary shelters, prioritized communities, health centres health and schools |

### Emergency response and prevention

| | |
|---|---|
| 25 | Participants in trainings and information sessions |
| 1 | Direct donations to institutions and communities |

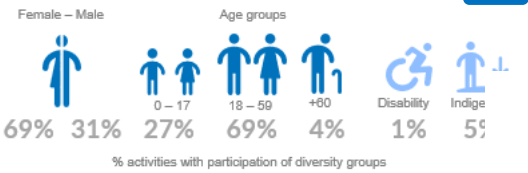


% activities with participation of diversity groups

** Activity planned for 2025 to be implemented

**8** Partners

**51** Prioritized communities

**11** Prioritized States

**2** Institutional Counterpart Work Plans

May

# Factsheet
Venezuela, 2025

# Tendencias de la movilidad
Enero – mayo 2025

UNHCR ACNUR
La Agencia de la ONU para los refugiados

## Retornando al país 56 %

Comparado con 2024, se observa una disminución en los retornos desde Perú y Ecuador. Colombia sigue siendo el principal lugar de origen, con menor porcentaje del registrado en 2024.

### Último país de residencia

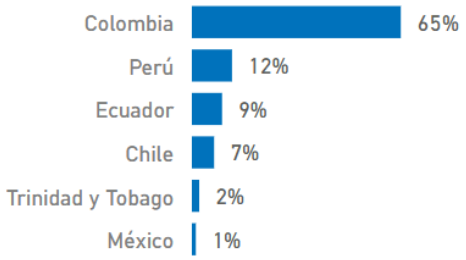

**3.093 personas**

**94 %** Regresará a su lugar de origen

**49 %** Había regresado previamente

**44 %** Tiene pensado volver a salir

### Estado de destino

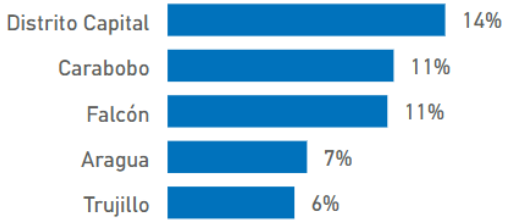


### Cruce de frontera

**89 %** Terrestre

**11 %** Fluvial y/o Marítimo

**14 %** Informal (Trochas)

**1 %** Aéreo

## Saliendo del país 44 %

De los que tienen intención de salir de forma permanente, 57% planea quedarse en Colombia y 43% se dirige a otro país. Los principales destinos son Chile, Perú, Brasil, Ecuador, Trinidad y Tobago. Estados Unidos ya no es un destino principal.

**2.437 personas**

### País de destino

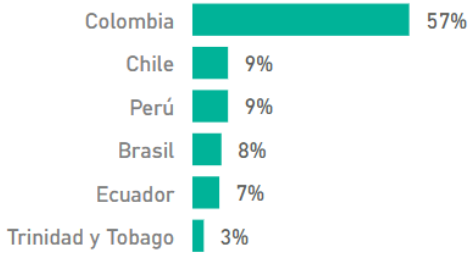


### Intención

**60,6 %** Permanente

**38,7 %** Temporal

**0,7 %** Transitar a otro país

**54,6 %** Permanente

**45,4 %** Temporal

**51 %** Había salido previamente del país

### Cruce de frontera

**71 %** Terrestre

**30 %** Informal (Trochas)

**27 %** Fluvial y/o Marítimo

**2 %** Aéreo

### Estado de origen

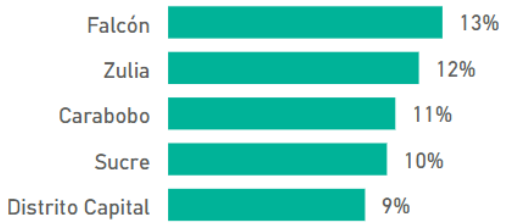

# Factsheet
Venezuela, 2025

# Perfiles en movilidad
Enero – mayo 2025

UNHCR ACNUR
La Agencia de la ONU para los refugiados

## Retornando al país 56 %

### Motivos*

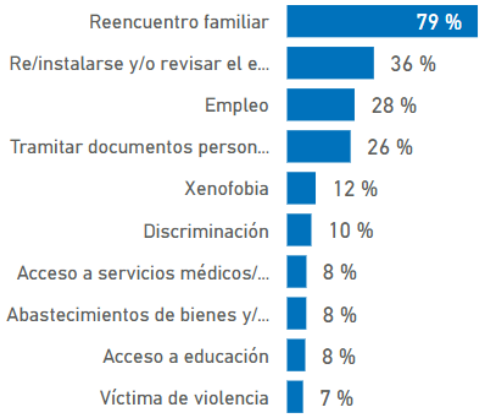

### Perfiles

Intersexual 0,6 %

Prefiere no responder 0,4 %

Mujer - Hombre

47,7 % 51,3 %

41 Indígenas

123 Discapacidad

Grupos de edad

23 % 0 - 17

73 % 18 - 59

5 % 60 y más

Mujer - Hombre

45,8 % 53,4 %

Intersexual 0,3 %

Prefiere no responder 0,5 %

17 % 0 - 17

81 % 18 - 59

2 % 60 y más

59 Indígenas

83 Discapacidad

## Saliendo del país 44 %

### Motivos*

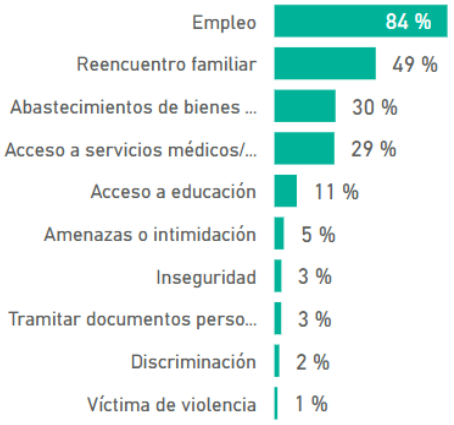

### Incidentes*

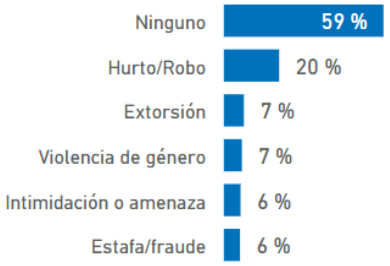


### Necesidades específicas*

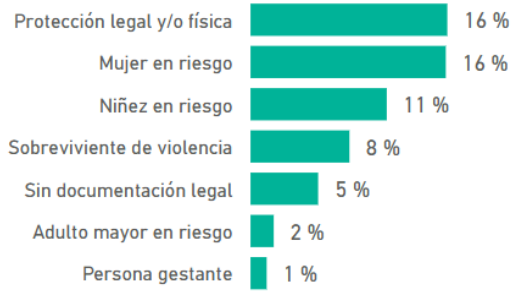


### Incidentes*

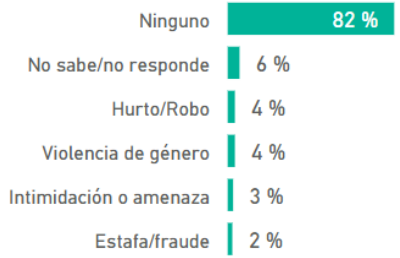


*Variables de respuesta múltiple