SOMALIA

Internal Displacements Monitored by Protection & Return Monitoring Network (PRMN)

September 2025

View the interactive dashboard here: http://prmn-somalia.unhcr.org/

TOTAL DISPLACEMENTS

18,000	296,000	357,000
in September	(Jan - Sep 2025)	(Jan - Sep 2024)

The UNHCR-led PRMN implemented in partnership with NRC reported 18,000 new internal displacements in the month of September 2025. Out of these, 9,000 were caused by conflict or insecurity while 5,000 were due to drought. Approximately 4,000 were displaced due to other reasons

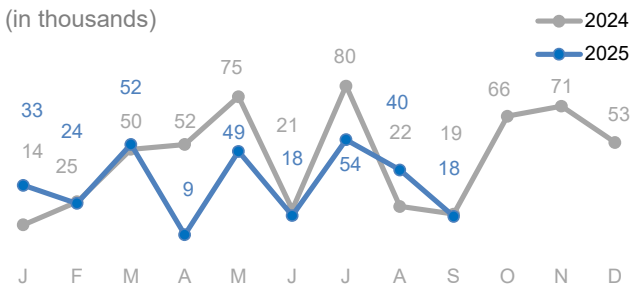

BY REGION (Jan - Sep 2025)

	DEP	ARR
Hiraan	38,950	38,320
Lower Shabelle	15,200	980
Middle Shabelle	78,010	63,450
Gedo	38,500	45,080
Bay	12,760	8,650
Bari	33,220	39,640
Lower Juba	17,350	22,560
Galgaduud	1,400	1,080
Mudug	4,900	4,990
Bakool	6,150	2,320
Sanaag	22,890	17,190
Middle Juba	7,560	2,270
Banadir	3,060	32,390
Awdal		
Togdheer	3,490	4,320
Sool	6,180	6,300
Nugaal	6,880	6,950
Woq. Galbeed		

BY DISTRICT (Jan - Sep 2025)

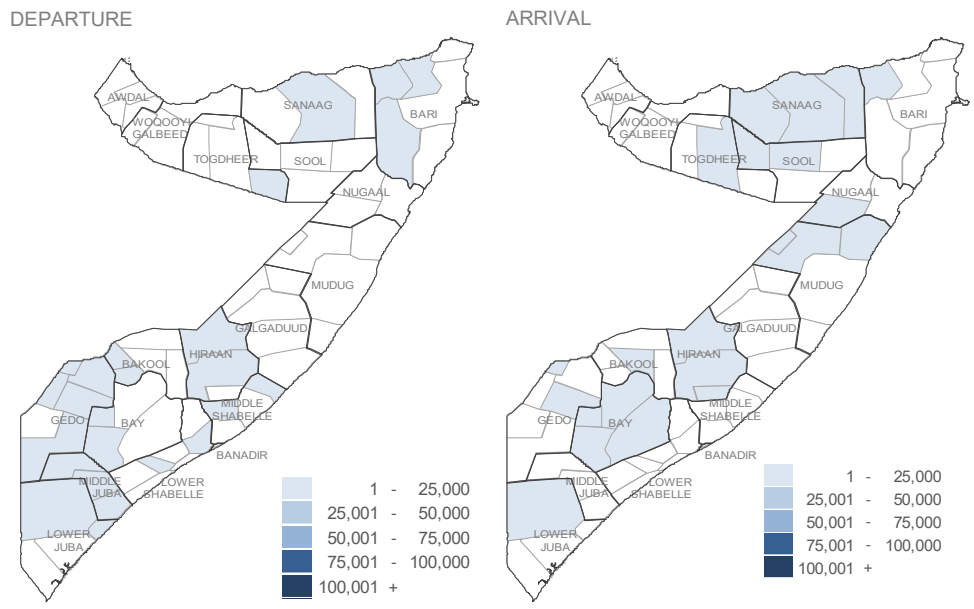

CONFLICT / INSECURITY DISPLACEMENTS

9,000	180,000	164,000
in September	(Jan - Sep 2025)	(Jan - Sep 2024)

Major arrival displacements in September occurred in Bossaso (4,918) district. This represented over 50% of all conflict related displacements recorded in September.

Major departure displacements occurred in Qandala (4,351) and Iskushuban (1,026) districts.

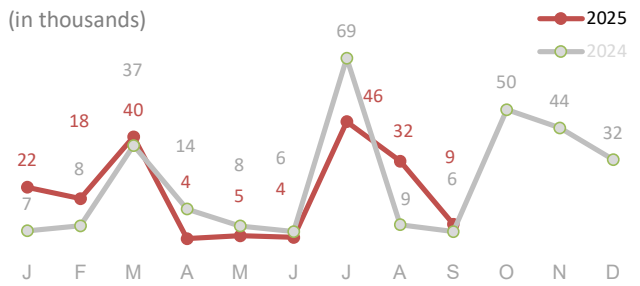

BY REGION (Jan - Sep 2025)

	DEP	ARR
Lower Shabelle	13,070	890
Bay	3,030	2,640
Galgaduud	230	90
Gedo	31,740	33,710
Bakool	3,200	1,270
Lower Juba	7,220	11,210
Sool	1,520	1,520
Sanaag	11,740	7,700
Middle Juba	5,600	2,030
Togdheer	1,880	2,380
Mudug	530	510
Banadir	40	24,420
Middle Shabelle	34,710	22,360
Hiraan	35,850	35,650
Bari	29,210	33,230
Nugaal		20
Awdal		
Woq. Galbeed		

BY DISTRICT (Jan - Sep 2025)

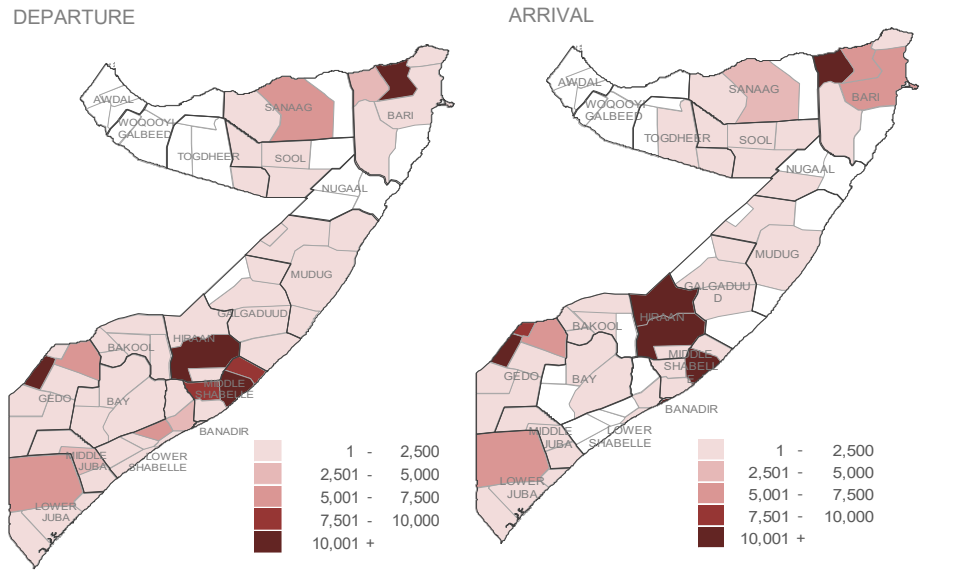

DROUGHT RELATED DISPLACEMENTS

5,000	40,000	3,000
in September	(Jan - Sep 2025)	(Jan - Sep 2024)

Significant arrival displacements in September owing to drought were recorded in Bossaso (1,686), Doolow (679) and Dhahar (562) districts.
Major departure displacements occurred Bossaso (985), Dhahar (562) and Diinsoor (472) districts.

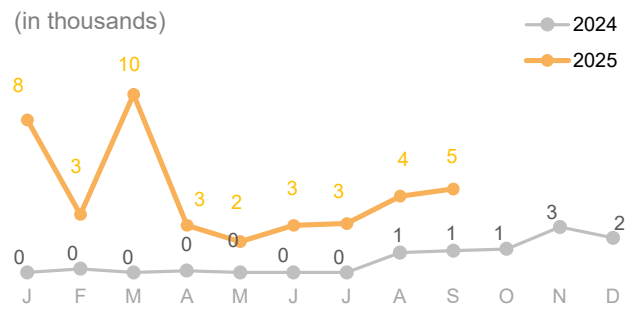

BY REGION (Jan - Sep 2025)

	DEP	ARR
Bay	6,470	4,890
Bari	2,650	3,360
Sanaag	5,960	5,770
Bakool	1,990	910
Awdal		
Sool	2,730	2,640
Gedo	1,080	2,200
Lower Shabelle	1,910	60
Mudug	1,360	1,340
Togdheer	150	390
Hiraan	2,820	2,620
Nugaal	80	80
Lower Juba	8,070	9,030
Woq. Galbeed		
Middle Juba	1,290	240
Banadir	60	4,910
Middle Shabelle	2,270	480
Galgaduud	890	870

BY DISTRICT (Jan - Sep 2025)

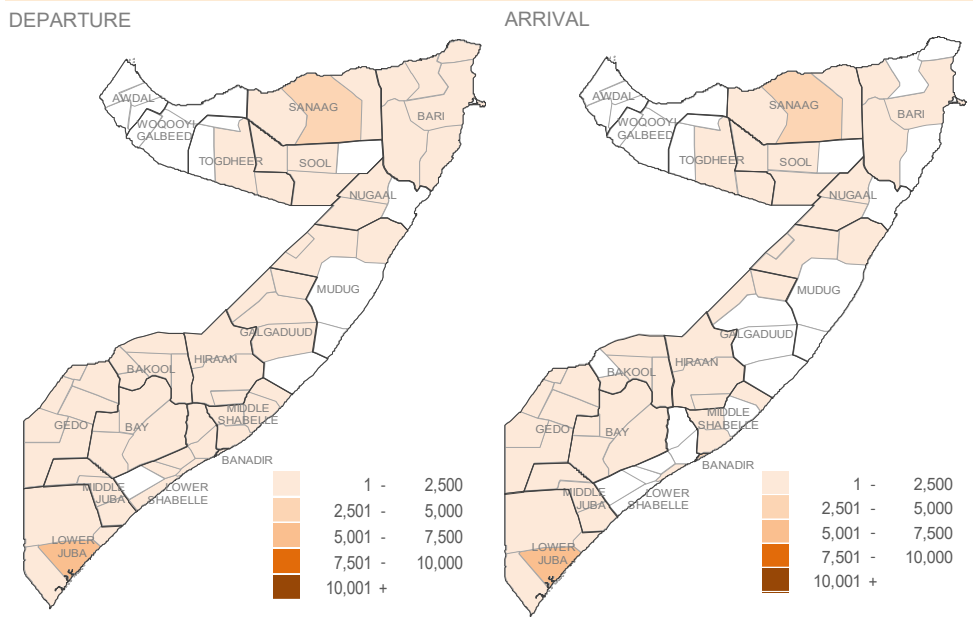

FLOOD DISPLACEMENTS

0	9,000	126,000
in September	(Jan - Sep 2025)	(Jan - Sep 2024)

There were no significant displacements owing to floods that were recorded in the month of September.

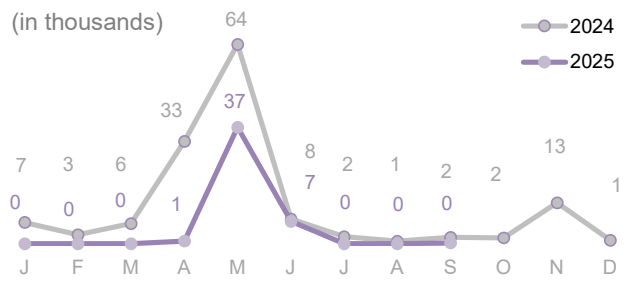

BY REGION (Jan - Sep 2025)

	DEP	ARR
Hiraan	10	
Lower Shabelle	50	
Middle Shabelle	37,710	37,470
Gedo	10	10
Lower Juba	650	720
Bari	440	710
Mudug	170	170
Banadir	2,690	2,970
Middle Juba	60	
Galgaduud		
Bakool		10
Bay	110	100
Awdal		#REF!
Sool		
Woq. Galbeed		#REF!
Sanaag	270	10
Togdheer		
Nugaal	3,610	3,610

PRIORITY NEED ON ARRIVAL (September in %)

	Food	Water	Shelter	Health	Protection	Livelihood	Humanitarian Aid	Transport	Other
Awdal									
Bakool	57		43						
Banadir	62	5		32					
Bari	67	11	13	9					
Bay	42		58						
Galgaduud	100								
Gedo	73	3	13	10					
Hiraan			100						
Lower Juba	56	3	40	1					
Lower Shabelle	100								
Middle Juba									
Middle Shabelle	35		59	7					
Mudug	68		32						
Nugaal	14		86						
Sanaag	53	31	7	7				2	
Sool	96	4							
Togdheer	63		38						
Woq. Galbeed									

AGE & GENDER (2025)

Female	Age	Male
12%	0-4	11%
12%	5-11	13%
9%	12-17	10%
14%	18-59	12%
3%	60+	3%

Women & chidren 85%

Disaggregated data for displaced persons are based on those displacement reports where data has been collected at household level

NEED

Food	Protection
Water	Livelihood
Shelter	Humanitarian Aid
Health	Transport
Other	

About PRMN

The PRMN (Protection & Return Monitoring Network) is a UNHCR-led project which identifies and reports on displacements (including returns) of populations in Somalia. The network also identifies and reports on protection risks and incidents underlying such movements. Only figures collected by PRMN are reported above. Not all displacements in Somalia are captured. This dashboard should be read in conjunction with the Notes on PRMN Methodology (https://data2.unhcr.org/en/documents/details/53888) which outline the approach and certain limitations. The figures shown are for numbers of individuals and are based on interviews with key informants and/or displaced hoseholds at destination (unless otherwise noted). Further information and datasets available on request use contact below.

Partner

NRC NORWEGIAN REFUGEE COUNCIL

UNHCR is grateful for the generous contributions of donors who have directly contributed to the UNHCR Somalia operation in 2025.

United Nations CERF Central Emergency Response Fund

Internal Displacement Solutions Fund

From the People of Japan