UGANDA- POPULATION DASHBOARD

ANNEX III - SETTLEMENT PROFILES 31-Oct-2025

Adjumani

Total Population	Total Refugees
232,779	232,771
Total Households	Total Asylum-Seekers
29,944	8

Women and Children 190,863 — 82 %

Female 124,268 — 53 %

Elderly (60+) 7,470 — 3 %

Youth (15-24) 65,905 — 28 %

New Registration by Month

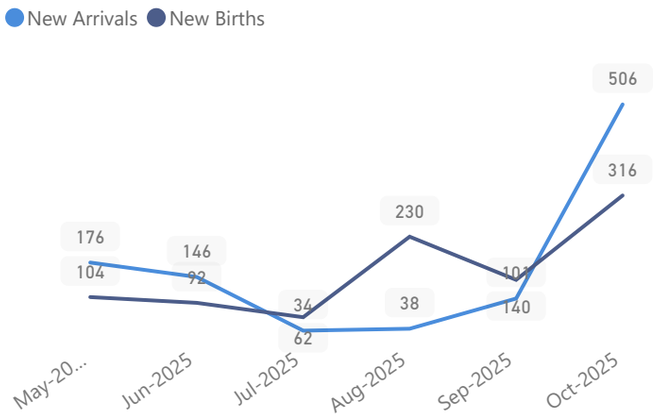

Main Hosting Locations

Zone	HHs	Individuals
Nyumanzi	4,967	48,399
Pagrinya	6,104	39,092
Ayilo I	2,962	28,774
Maaji II	2,607	19,052
Ayilo II	2,022	15,807
Maaji III	2,298	15,147
Boroli I	1,318	9,773
Mirieyi	1,041	9,413
Alere	858	7,929
Agojo	1,506	7,556
Baratuku	802	6,580
Mungula I	672	5,830
Olua I	613	5,370
Boroli II	674	4,682
Olua II	429	3,873
Mungula II	296	1,773
Oliji	239	1,607
Elema	183	969
Maaji I	83	575

Main Countries of Origin	Total
South Sudan	231,997
Sudan	724

Main Occupations

17% Have occupation

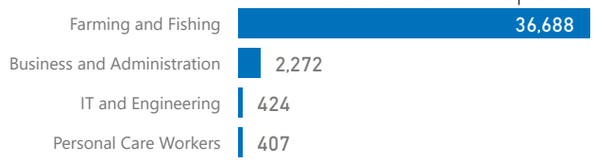

* Age is between 18 - 59 years for Occupation

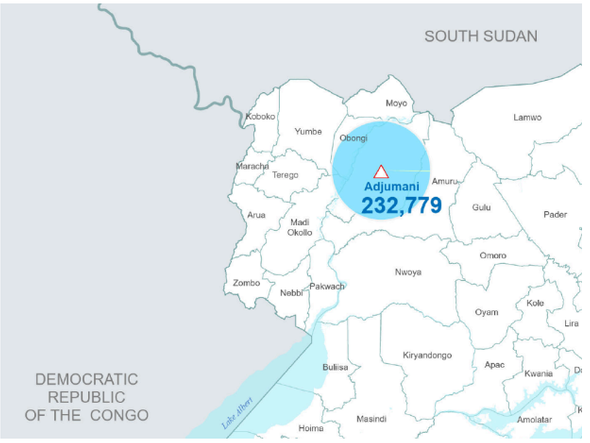

Age & Gender Breakdown

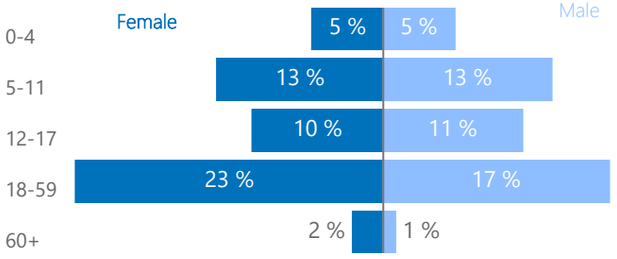

Main Specific Needs

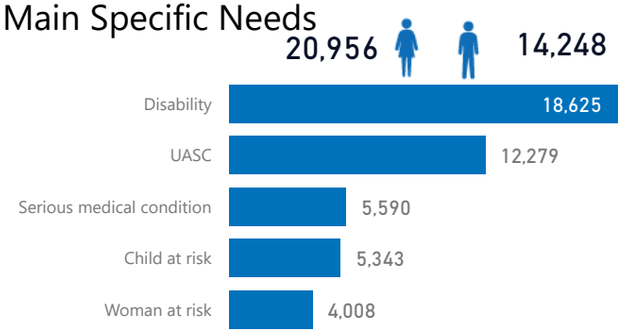

UGANDA- POPULATION DASHBOARD

ANNEX III - SETTLEMENT PROFILES 31-Oct-2025

Bidibidi

Total Population	Total Refugees
209,104	209,102
Total Households	Total Asylum-Seekers
36,849	2

Women and Children 170,188 — 81 %

Female 109,560 — 52 %

Elderly (60+) 5,861 — 3 %

Youth (15-24) 59,455 — 28 %

Main Hosting Locations

Zone	HHs	Individuals
Zone 3	9,332	49,658
Zone 2	7,589	46,969
Zone 5	8,033	42,709
Zone 1	6,517	40,336
Zone 4	5,377	29,422

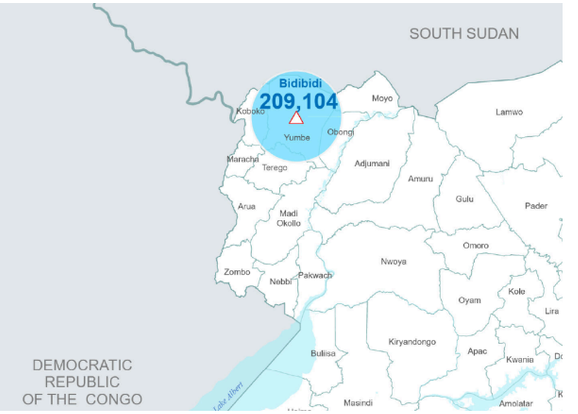

Main Countries of Origin

Main Countries of Origin	Total
South Sudan	208,949
Sudan	108
DR Congo	41
Ethiopia	3

Age & Gender Breakdown

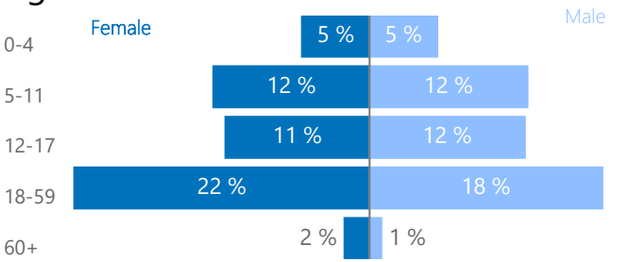

New Registration by Month

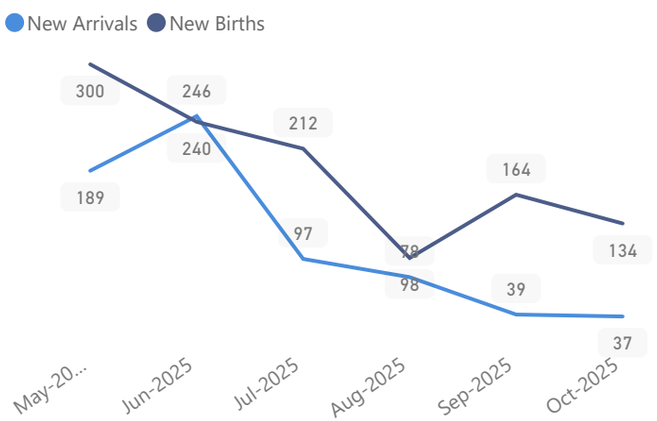

Main Occupations

14% Have occupation

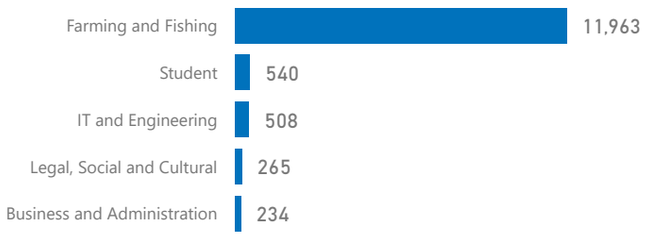

* Age is between 18 - 59 years for Occupation

Main Specific Needs

9,849 5,409

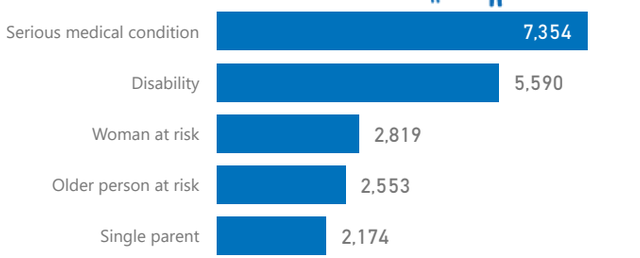

UGANDA- POPULATION DASHBOARD

ANNEX III - SETTLEMENT PROFILES 31-Oct-2025

Imvepi

Total Population	Total Refugees
75,120	75,086
Total Households	Total Asylum-Seekers
17,159	34

Women and Children 61,247 — 82 %

Female 39,888 — 53 %

Elderly (60+) 2,279 — 3 %

Youth (15-24) 18,808 — 25 %

Main Hosting Locations

Zone	HHs	Individuals
Zone 1	7,768	32,886
Zone 2	5,160	26,008
Zone 3	3,407	13,839
Zone 4	823	2,386

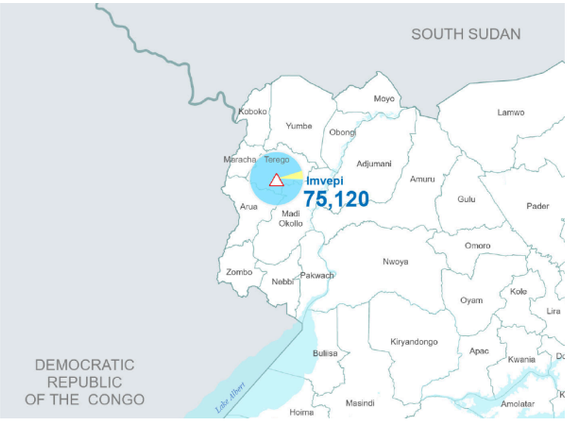

Main Countries of Origin

Main Countries of Origin	Total
South Sudan	71,131
DR Congo	3,563
Sudan	423
Ethiopia	1
Rwanda	1
United Republic of Tanzania	1

Age & Gender Breakdown

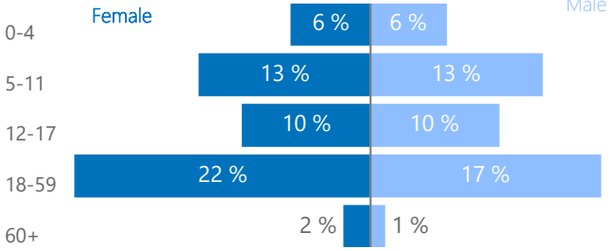

New Registration by Month

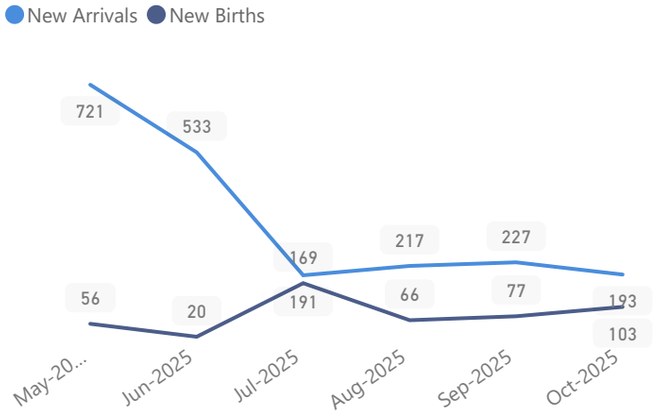

Main Occupations

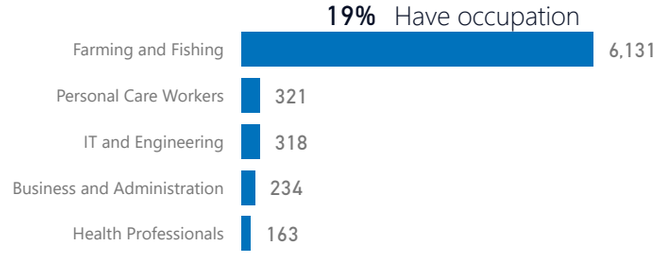

* Age is between 18 - 59 years for Occupation

Main Specific Needs

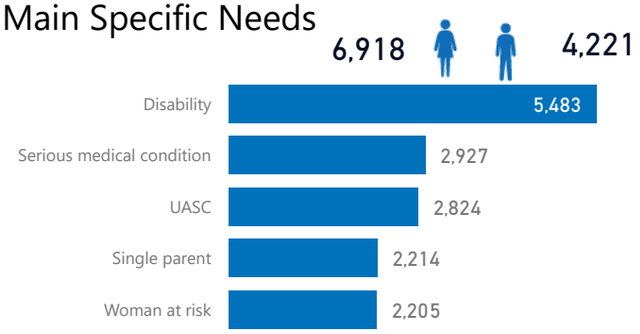

UGANDA- POPULATION DASHBOARD

ANNEX III - SETTLEMENT PROFILES 31-Oct-2025

Kampala

Total Population	Total Refugees
157,803	126,954
Total Households	Total Asylum-Seekers
95,440	30,849

Women and Children 93,357

59 %

Elderly (60+) 2,493

2 %

Female 71,284

45 %

Youth (15-24) 33,682

21 %

Main Hosting Locations

Zone	HHs	Individuals
Makindye Division	47,023	77,722
Kampala Central	27,955	38,709
Rubaga Division	15,947	30,555
Kawempe Division	2,761	5,401
Nakawa	1,117	3,105

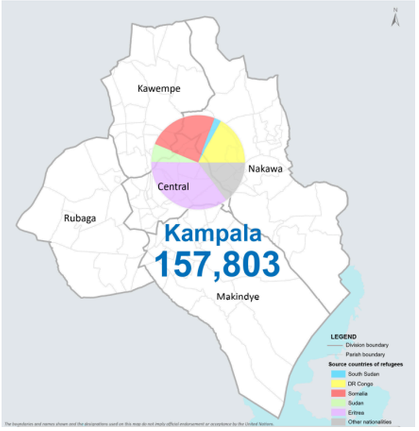

Main Countries of Origin

	Total
Eritrea	55,995
Somalia	38,435
DR Congo	26,769
Ethiopia	14,493

Age & Gender Breakdown

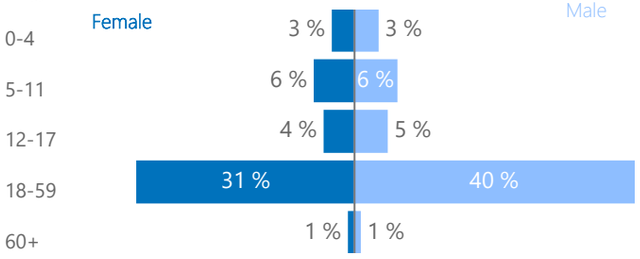

New Registration by Month

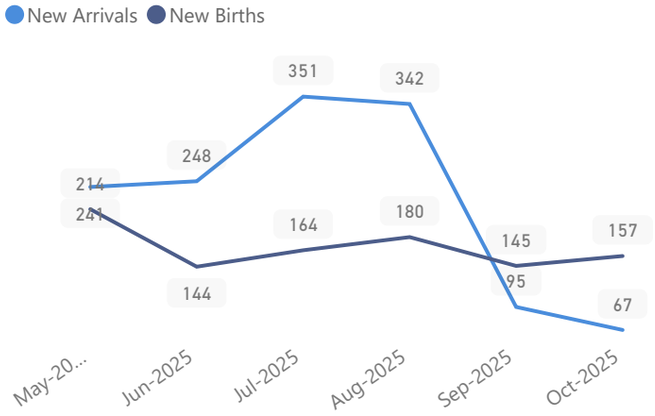

Main Occupations

4% Have occupation

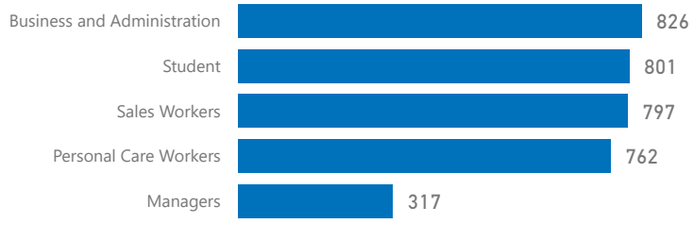

* Age is between 18 - 59 years for Occupation

Main Specific Needs

1,149 947

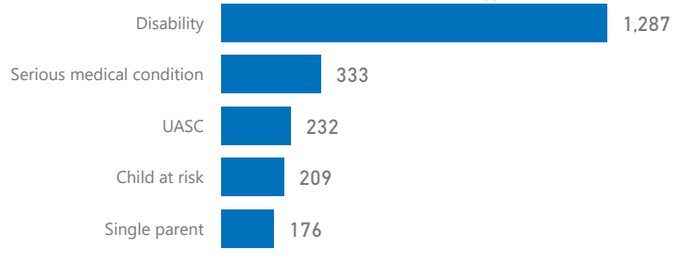

UGANDA- POPULATION DASHBOARD

ANNEX III - SETTLEMENT PROFILES 31-Oct-2025

Kiryandongo

Total Population	Total Refugees
165,140	165,077
Total Households	Total Asylum-Seekers
47,150	63

Women and Children 124,263 — 75 %

Female 83,767 — 51 %

Elderly (60+) 5,453 — 3 %

Youth (15-24) 46,450 — 28 %

Main Hosting Locations

Zone	HHs	Individuals
Ranch 1	34,210	105,113
Ranch 37	12,921	59,881

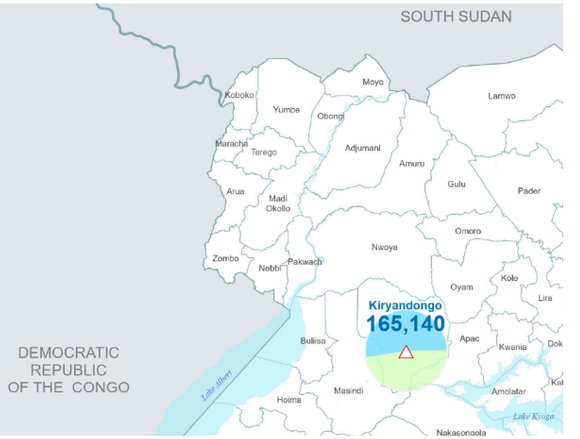

Main Countries of Origin

	Total
South Sudan	86,375
Sudan	78,092
DR Congo	386
Kenya	194

Age & Gender Breakdown

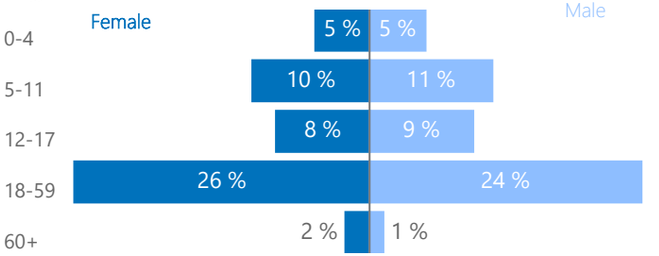

New Registration by Month

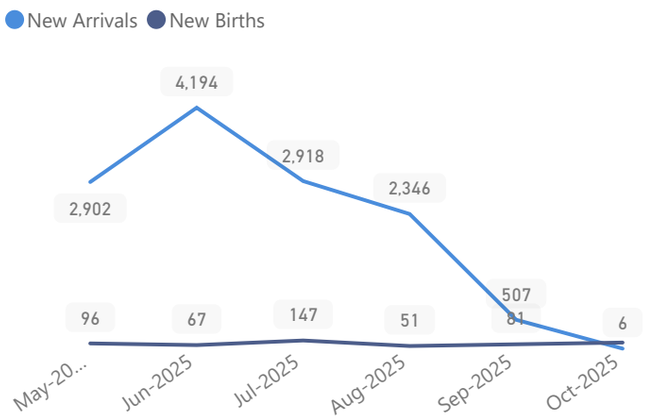

Main Occupations

9% Have occupation

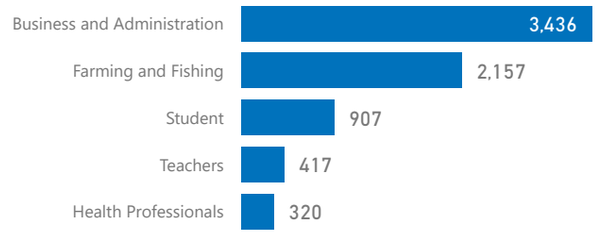

* Age is between 18 - 59 years for Occupation

Main Specific Needs

11,497 — 7,395

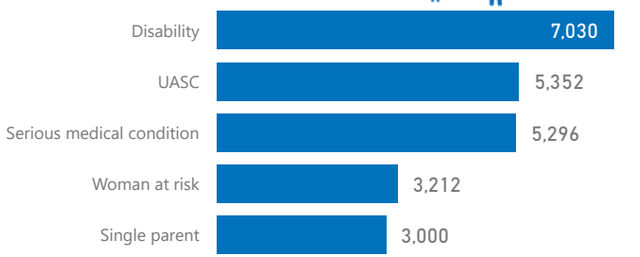

Source: Statistics - OPM (proGres)

Feedback: ugakareg@unhcr.org

Creation date: 03-Nov-2025

UGANDA- POPULATION DASHBOARD

ANNEX III - SETTLEMENT PROFILES 31-Oct-2025

Kyaka II

Total Population	Total Refugees
137,169	133,609
Total Households	Total Asylum-Seekers
35,792	3,560

Women and Children 108,587 — 79 %

Female 69,829 — 51 %

Elderly (60+) 3,853 — 3 %

Youth (15-24) 28,035 — 20 %

Main Hosting Locations

Zone	HHs	Individuals
Bwiriza	6,571	23,942
Sweswe	6,486	23,647
Byabakora	5,692	22,846
Mukondo	4,809	19,265
Itambabiniga	4,674	17,619

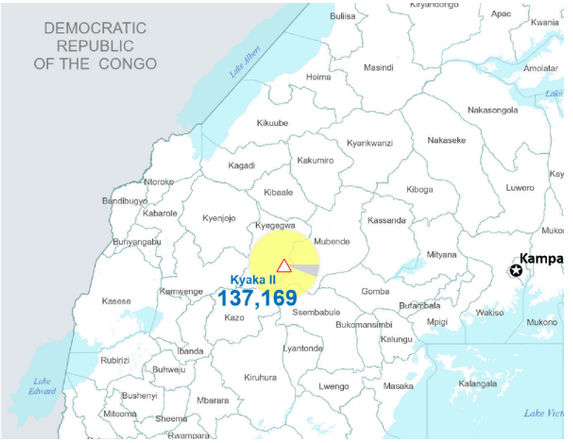

Main Countries of Origin

	Total
DR Congo	129,046
Rwanda	4,372
Burundi	3,623
South Sudan	59

Age & Gender Breakdown

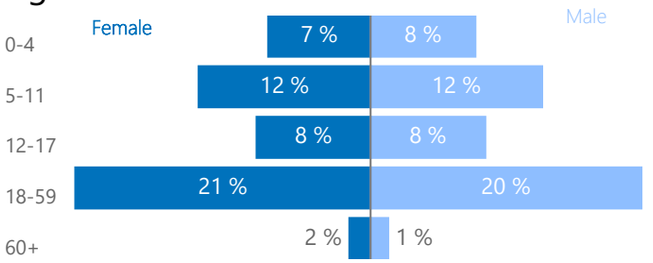

New Registration by Month

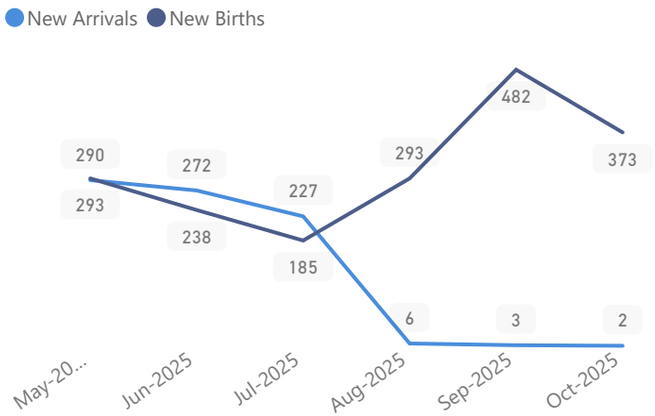

Main Occupations

19% Have occupation

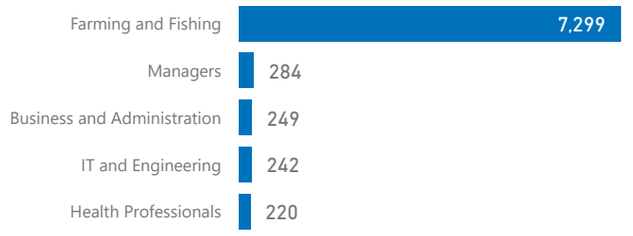

* Age is between 18 - 59 years for Occupation

Main Specific Needs

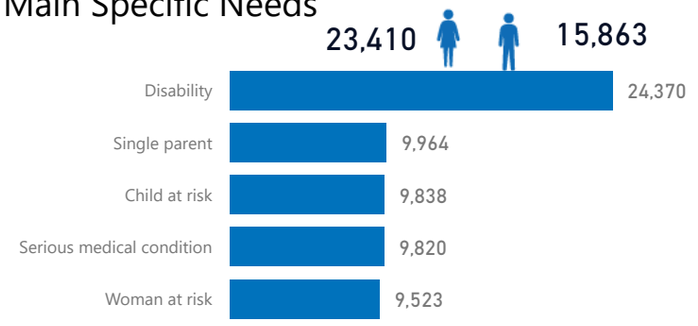

UGANDA- POPULATION DASHBOARD

ANNEX III - SETTLEMENT PROFILES 31-Oct-2025

Lobule

Total Population	Total Refugees
6,438	6,438
Total Households	Total Asylum-Seekers
975	0

Women and Children 5,217 — 81 %

Female 3,380 — 53 %

Elderly (60+) 217 — 3 %

Youth (15-24) 1,989 — 31 %

Main Hosting Locations

Zone	HHs	Individuals
Zone B	503	3,398
Zone A	472	3,040

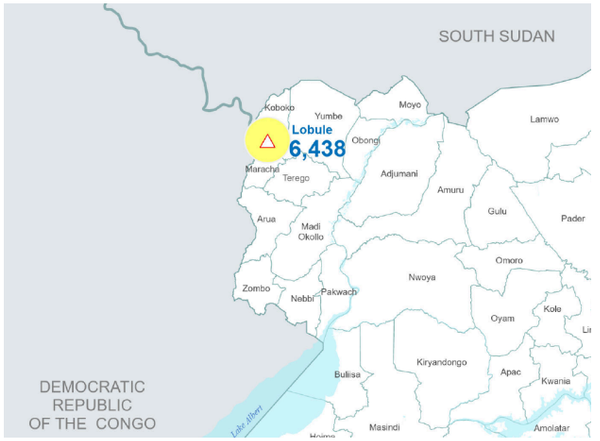

Main Countries of Origin

Main Countries of Origin	Total
DR Congo	6,421
South Sudan	17

Age & Gender Breakdown

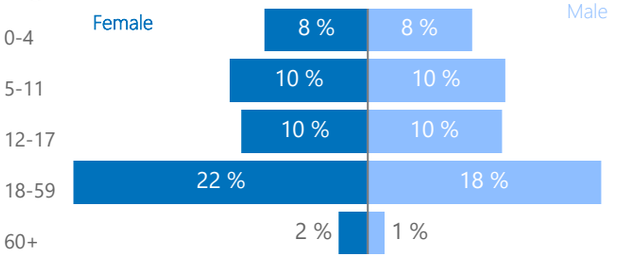

New Registration by Month

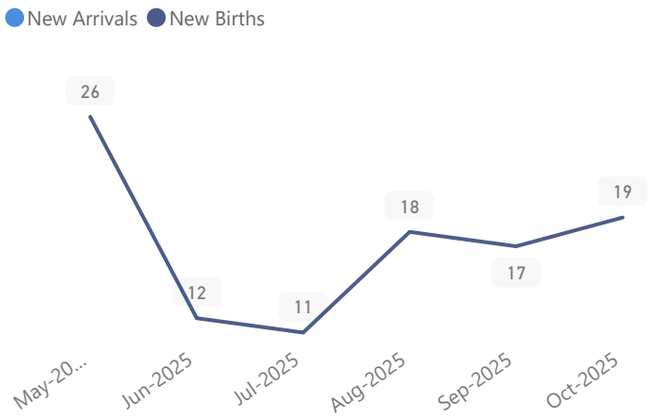

Main Occupations

30% Have occupation

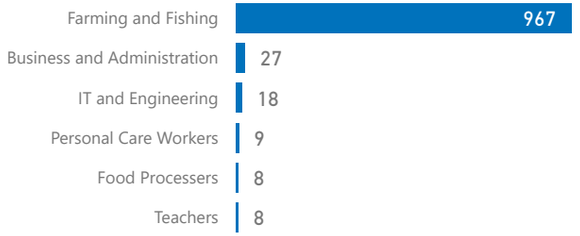

* Age is between 18 - 59 years for Occupation

Main Specific Needs

883 600

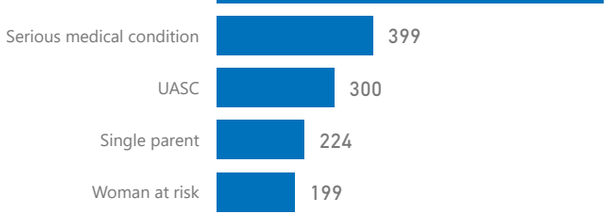

UGANDA- POPULATION DASHBOARD

ANNEX III - SETTLEMENT PROFILES 31-Oct-2025

Kyangwali

Total Population	Total Refugees
154,542	152,450
Total Households	**Total Asylum-Seekers**
46,247	2,092

Women and Children 125,444 — 81 %

Female 81,957 — 53 %

Elderly (60+) 5,370 — 3 %

Youth (15-24) 29,000 — 19 %

Main Hosting Locations

Zone	HHs	Individuals
Kyebitaka	2,667	11,432
Bukinda	5,252	11,402
Kagoma	2,865	9,117
Mombasa	2,000	7,838
Mukunyu A	2,776	7,762
Kentomi	2,376	7,429
Karuhinda	2,234	7,408
Waibuga	2,183	7,406
Malumba	1,927	6,538
Nyampindu	2,009	6,260

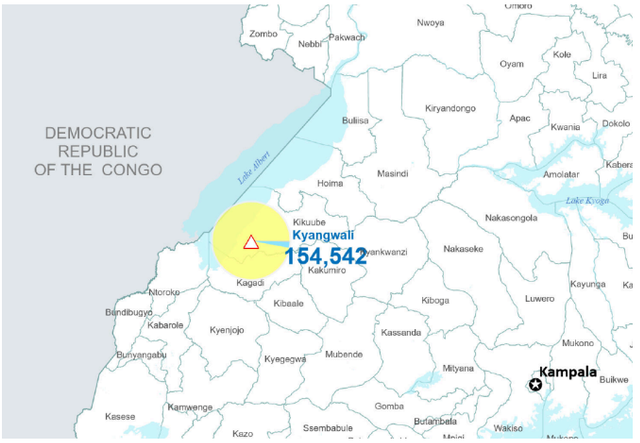

Main Countries of Origin

	Total
DR Congo	150,030
South Sudan	3,725
Rwanda	633
Burundi	132

Age & Gender Breakdown

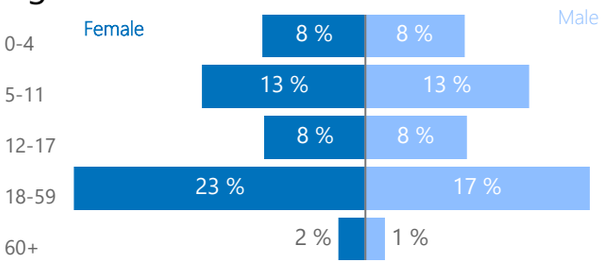

New Registration by Month

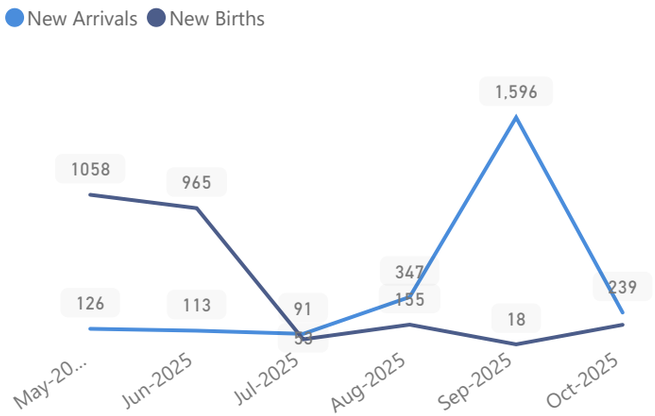

Main Occupations

38% Have occupation

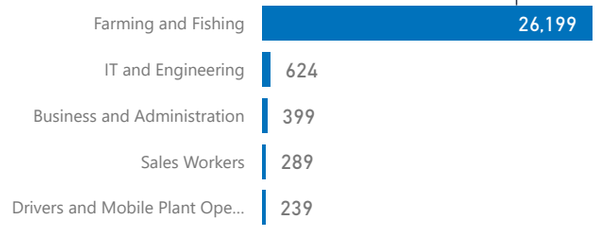

* Age is between 18 - 59 years for Occupation

Main Specific Needs

23,393 — 11,893

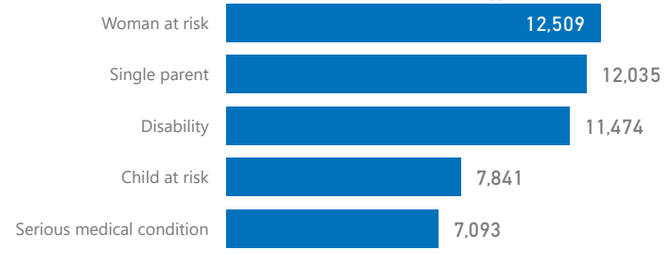

UGANDA- POPULATION DASHBOARD

ANNEX III - SETTLEMENT PROFILES 31-Oct-2025

Nakivale

Total Population	Total Refugees
273,843	270,845
Total Households	Total Asylum-Seekers
103,592	2,998

Women and Children 203,023 — 74 %

Female 137,391 — 50 %

Elderly (60+) 7,508 — 3 %

Youth (15-24) 66,350 — 24 %

Main Hosting Locations

Zone	HHs	Individuals
Rubondo	38,721	105,456
Juru	47,186	98,547
Base Camp	17,027	68,444

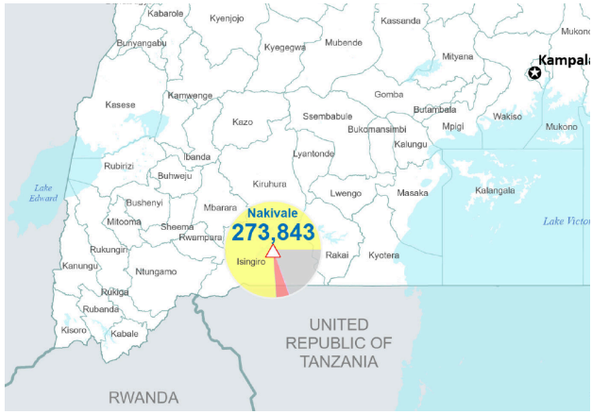

Main Countries of Origin

Main Countries of Origin	Total
DR Congo	208,348
Burundi	35,647
Rwanda	15,613
Somalia	11,539

Age & Gender Breakdown

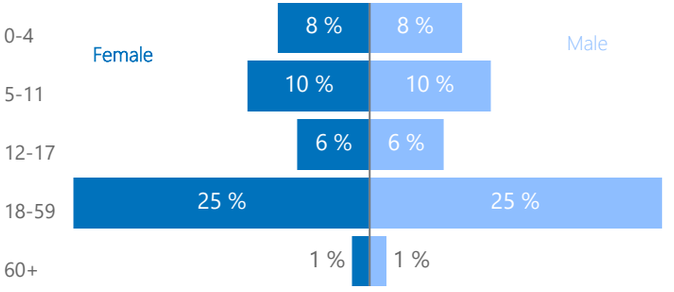

New Registration by Month

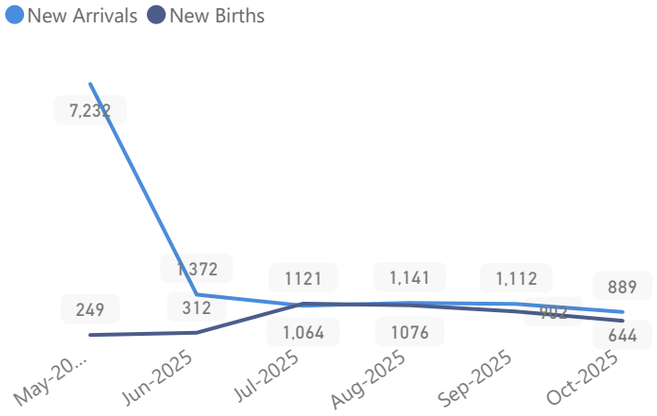

Main Occupations

14% Have occupation

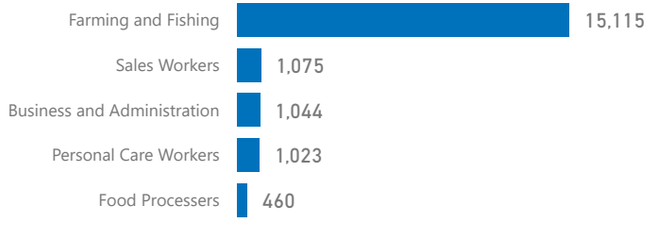

* Age is between 18 - 59 years for Occupation

Main Specific Needs

24,610 — 16,637

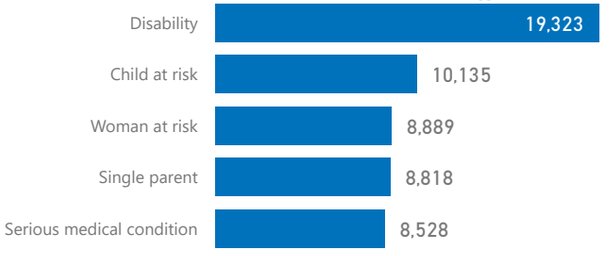

UGANDA- POPULATION DASHBOARD

ANNEX III - SETTLEMENT PROFILES 31-Oct-2025

Oruchinga

Total Population	Total Refugees
8,173	8,173
Total Households	Total Asylum-Seekers
1,733	0

Women and Children 6,376 — 78 %

Female 4,200 — 51 %

Elderly (60+) 292 — 4 %

Youth (15-24) 1,863 — 23 %

Main Hosting Locations

Zone	HHs	Individuals
Kifunjo	541	2,383
Michinga	432	2,110
Busheka	431	2,035

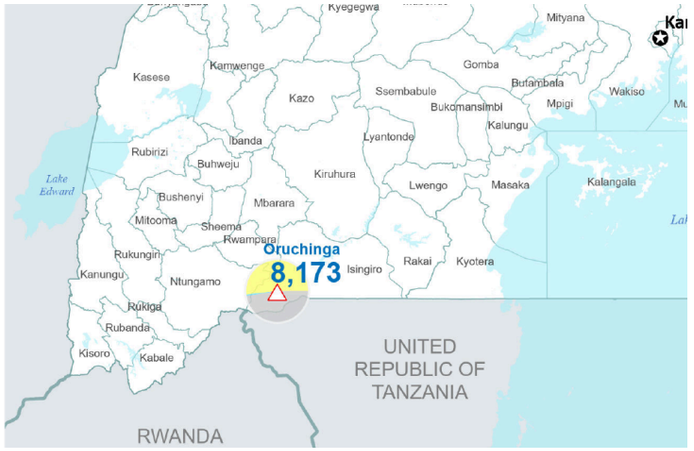

Main Countries of Origin

	Total
DR Congo	4,230
Rwanda	2,163
Burundi	1,716
South Sudan	63

Age & Gender Breakdown

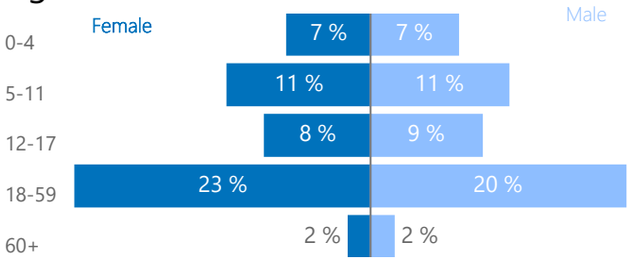

New Registration by Month

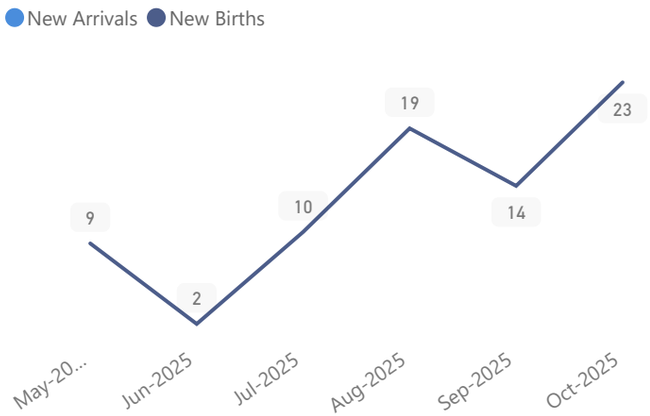

Main Occupations

32% Have occupation

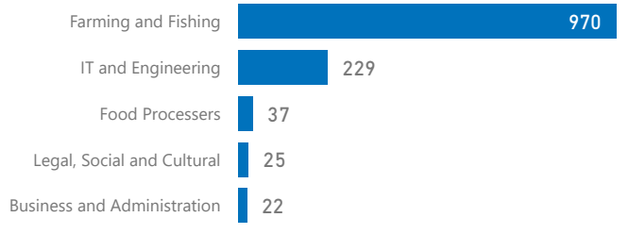

* Age is between 18 - 59 years for Occupation

Main Specific Needs

1,419 1,025

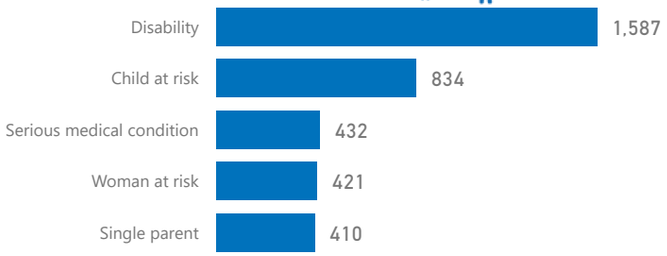

UGANDA- POPULATION DASHBOARD

ANNEX III - SETTLEMENT PROFILES 31-Oct-2025

Palabek

Total Population	Total Refugees
94,416	94,416
Total Households	Total Asylum-Seekers
20,188	0

Women and Children 78,059 — 83 %

Female 47,489 — 50 %

Elderly (60+) 1,679 — 2 %

Youth (15-24) 25,816 — 27 %

Main Hosting Locations

Zone	HHs	Individuals
Zone 6	3,795	18,632
Zone 8	3,657	14,455
Zone 5B	2,869	13,397
Zone 7	2,235	11,519
Zone 4	1,933	8,765
Zone 5A	1,421	8,093
Zone 3	1,178	6,206
Zone 9	976	4,737
Zone 1	1,044	4,427
Zone 2	1,077	4,175

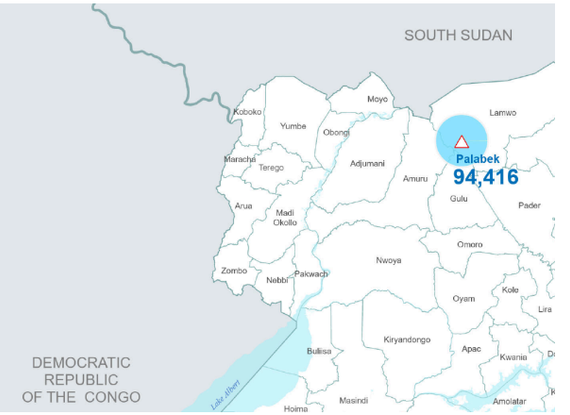

Main Countries of Origin

	Total
South Sudan	94,121
Sudan	245
DR Congo	50

Age & Gender Breakdown

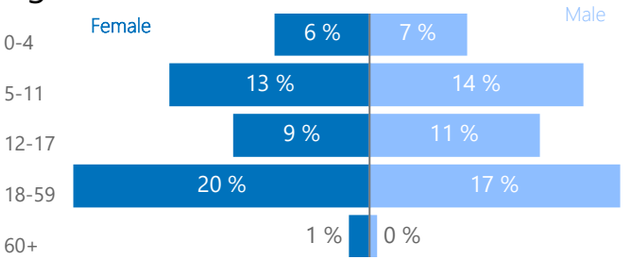

New Registration by Month

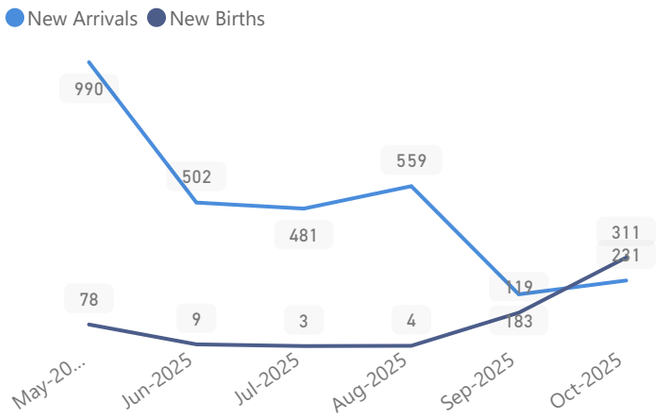

Main Occupations

14% Have occupation

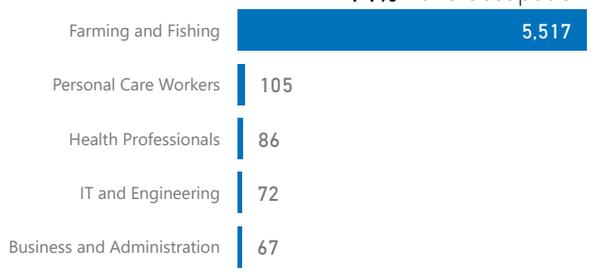

* Age is between 18 - 59 years for Occupation

Main Specific Needs

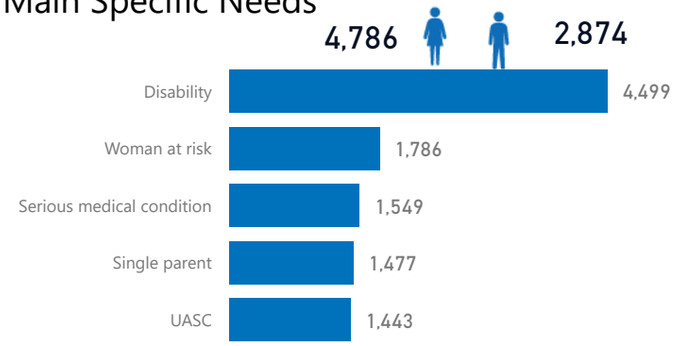

UGANDA- POPULATION DASHBOARD

ANNEX III - SETTLEMENT PROFILES 31-Oct-2025

Palorinya

Total Population	Total Refugees
141,913	141,911
Total Households	Total Asylum-Seekers
28,648	2

Women and Children 111,682 — 79 %

Female 74,557 — 53 %

Elderly (60+) 5,788 — 4 %

Youth (15-24) 38,325 — 27 %

Main Hosting Locations

Zone	HHs	Individuals
Morobi	9,560	47,692
Dongo West	5,203	25,595
Chinyi	4,356	20,050
Basecamp Ibakwe	2,755	15,565
Dongo East	3,077	15,170
Belemaling	2,117	10,658
Budri	1,576	7,165

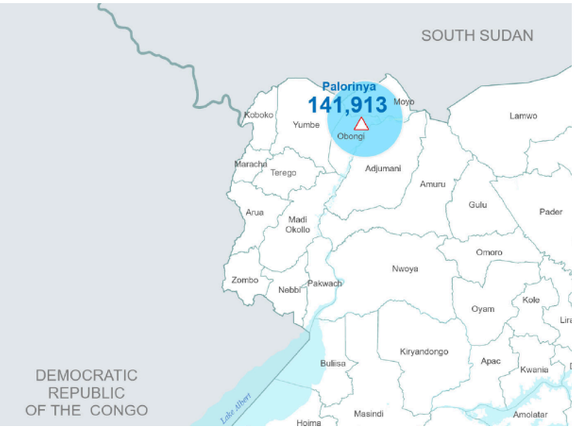

Main Countries of Origin

	Total
South Sudan	141,817
DR Congo	53
Sudan	42
Congo, Republic of the	1

Age & Gender Breakdown

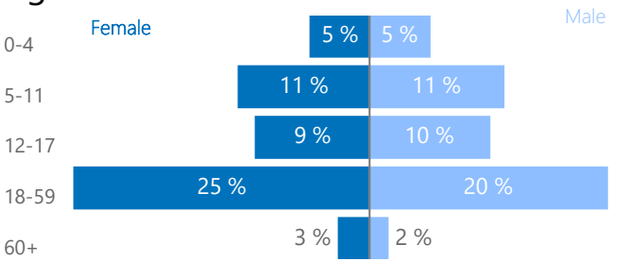

New Registration by Month

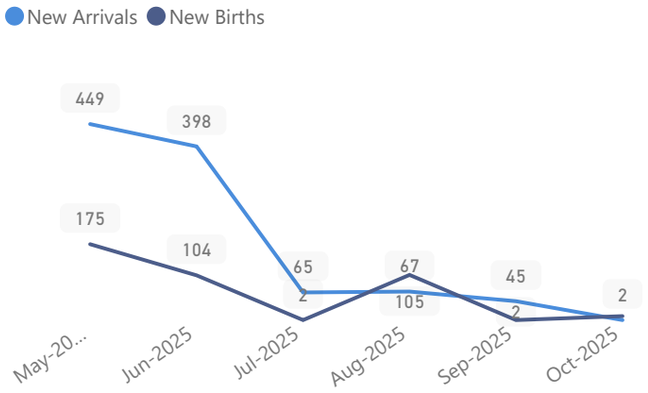

Main Occupations

12% Have occupation

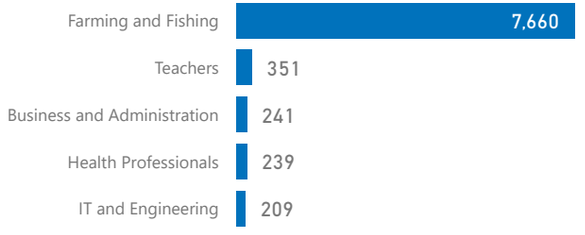

* Age is between 18 - 59 years for Occupation

Main Specific Needs

12,774 — 7,216

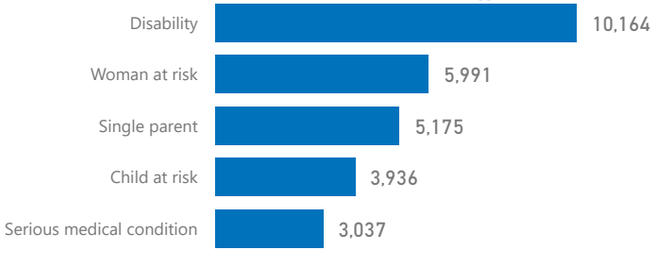

UGANDA- POPULATION DASHBOARD

ANNEX III - SETTLEMENT PROFILES 31-Oct-2025

Rhino

Total Population	Total Refugees
199,239	199,168
Total Households	Total Asylum-Seekers
39,982	71

Women and Children 160,976 — 81 %

Female 101,191 — 51 %

Elderly (60+) 3,918 — 2 %

Youth (15-24) 56,152 — 28 %

Main Hosting Locations

Zone	HHs	Individuals
Zone 7	10,342	52,301
Zone 2	8,113	32,933
Zone 3	6,980	32,269
Zone 6	4,994	27,528
Zone 1	2,375	16,140
Zone 5	1,879	14,777
Zone 4	2,433	14,508
Zone 8	2,864	8,762

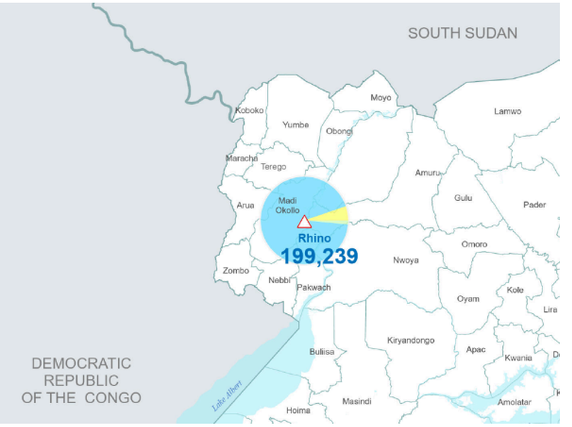

Main Countries of Origin

	Total
South Sudan	185,878
DR Congo	10,476
Sudan	2,762
Rwanda	45

Age & Gender Breakdown

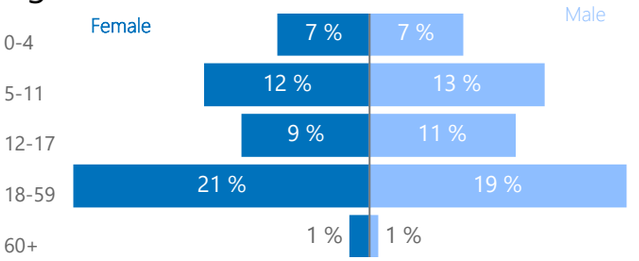

New Registration by Month

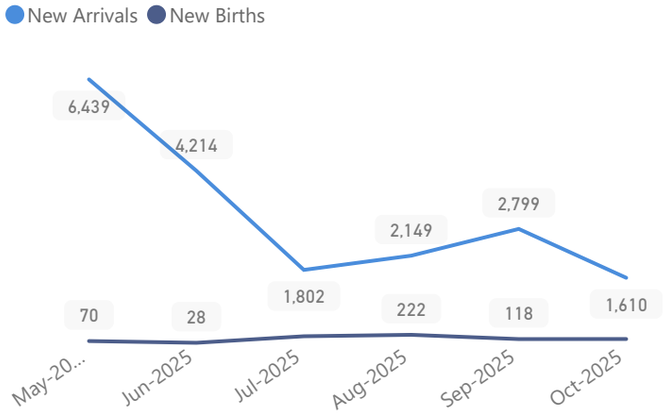

Main Occupations

7% Have occupation

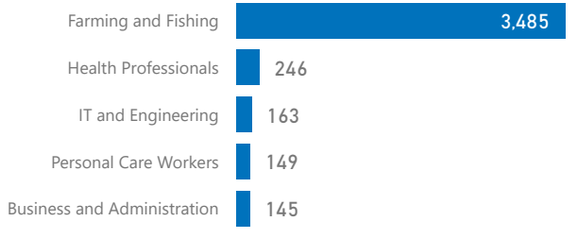

* Age is between 18 - 59 years for Occupation

Main Specific Needs

18,482 13,159

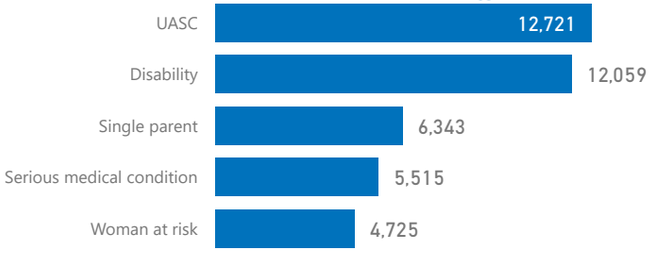

Source: Statistics - OPM (proGres)

Feedback: ugakareg@unhcr.org

Creation date: 03-Nov-2025

UGANDA- POPULATION DASHBOARD

ANNEX III - SETTLEMENT PROFILES 31-Oct-2025

Rwamwanja

Total Population	Total Refugees
105,839	105,017
Total Households	Total Asylum-Seekers
25,384	822

Women and Children 85,097

80 %

Female 54,225

51 %

Elderly (60+) 2,996

3 %

Youth (15-24) 22,057

21 %

Main Hosting Locations

Zone	HHs	Individuals
Kyempango	11,001	40,142
Kaihora	3,286	14,084
Mahani	2,384	11,317
Ntenungi	2,642	10,943
Nkoma	1,798	9,113
Base Camp	1,940	8,787
Mahiga	958	4,591
Kikuura	570	2,784
Waijagahe	431	2,231
Buguta	350	1,778

Main Countries of Origin	Total
DR Congo	105,259
Rwanda	335
South Sudan	168
Burundi	65

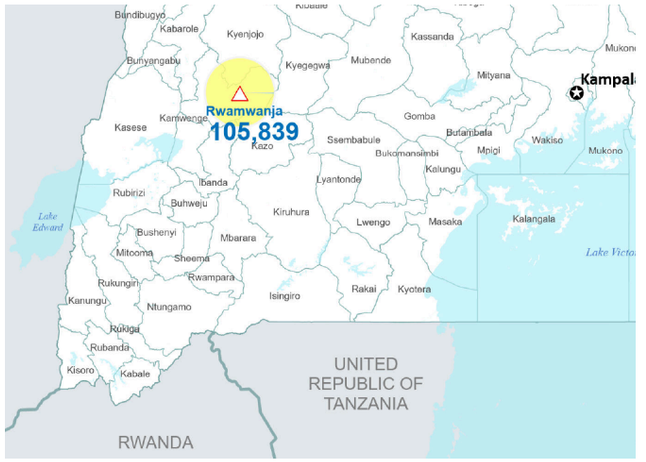

Age & Gender Breakdown

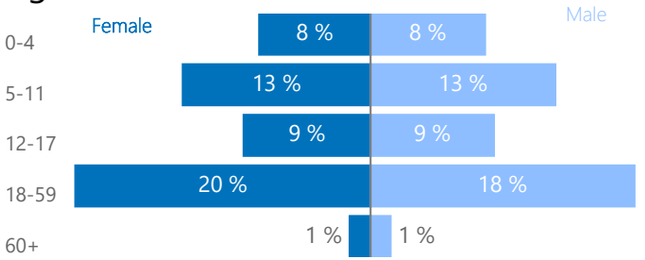

New Registration by Month

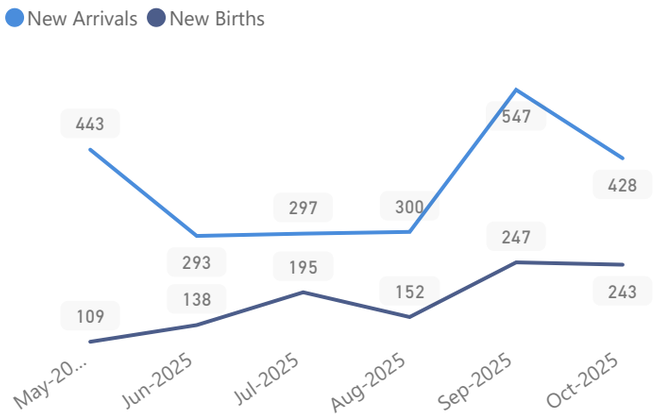

Main Occupations

42% Have occupation

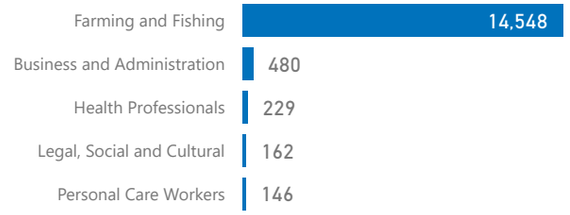

* Age is between 18 - 59 years for Occupation

Main Specific Needs
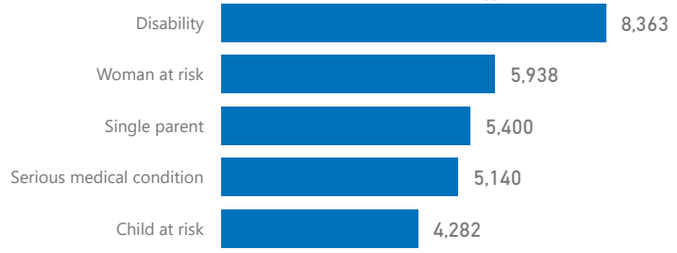
12,578 7,687