Lebanon

Syrian returns & movements snapshot

at 31 October 2025

383,326 Syrians estimated to have crossed from or via Lebanon into Syria since 8 December 2024.

335,749 Syrian individuals inactivated in 2025 from UNHCR's records in Lebanon.

106,491 Estimated arrivals of Syrians since 8 December 2024.

Refugee returns

Since 8 December 2024, UNHCR estimates **1,164,170** Syrians[1] have returned to Syria from neighbouring countries, including some **383,326** from or via Lebanon. Returns are taking place through official and unofficial border crossing points, which complicates tracking. Since January 2025, **335,749** Syrians known to UNHCR have been inactivated by either confirmation or presumed return to Syria.

On 1 July 2025, Lebanon's General Directorate of General Security (GSO) began waiving exit fees, overstay fines, and re-entry bans for Syrians and Palestinian refugees from Syria. UNHCR also launched its Voluntary Repatriation Programme in July, to facilitate the return those who wish to go home. Transportation support is provided in partnership with IOM and GSO, should it be required. As of October 2025, 112,899 individuals (21,000 families) have expressed interest, mainly from Bekaa, Baalbek-El Hermel governorates (36%), with Homs governorate (36%) as the top return destination.

Movements trends

In October, border crossings slowed further, averaging around 61,200 per week – noticeably below the August–September peak of roughly 70,000 weekly crossings. The outward tilt remained: exits averaged about 34,200 per week versus roughly 27,000 entries, though the gap narrowed compared to September. Volumes stayed relatively stable in weeks 41–43 (≈65k–67k), before dropping more clearly in week 44 to around 46,600 recorded crossings.

Post-Dec 2024 Arrivals from Syria

Since 8 December 2024, a total of **106,491** Syrians have been monitored as post-Dec 2024 arrivals from Syria. Of these, 66,015 are currently residing in Bekaa and Baalbek-El Hermel, and 29,700 are in Akkar and the North. In addition, around **10,776** arrivals have been reported in other areas. This figure also captures onward internal movements from the initial place of arrival in Lebanon. Numbers by area will continue to fluctuate given the fluid movement environment and the ongoing identification of individuals in Beirut, the South, and other locations.

Illustrative map of new arrivals by governorate *

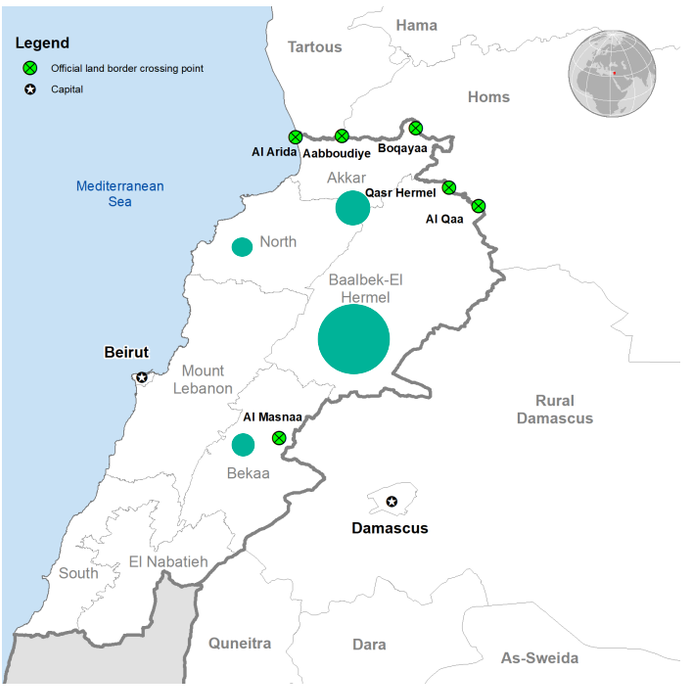

Return inactivations of Syrian refugees in UNHCR records in Lebanon | 2024 vs 2025

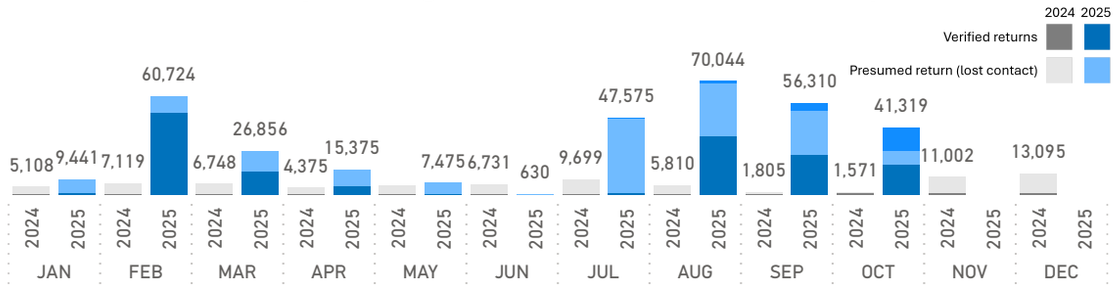

2024 vs 2025 to date

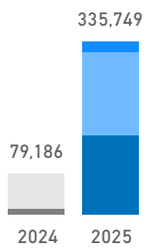

For further information, please contact Juliette Stevenson stevenso@unhcr.org

[1] Regional Flash Update #51 | [2] Voluntary Repatriation Programme - Lebanon, 31 October 2025

* The boundaries and names shown and the designations used on any map do not imply official endorsement or acceptance by the United Nations.