UNHCR South Sudan
Population Overview of Refugees and Asylum-seekers
(As of 31 Oct 2025)

Key Figures:

598,741
Total Individuals

159,005
Total Households

410,358
Total Biometric Enrollment (5 years +)

The latest data of refugees and asylum-seekers in South Sudan is 598,741 across 159,005 households, settled in 29 locations nationwide. This includes 595,143 registered refugees and 3,598 asylum-seekers.

The vast majority—95% (564,855 individuals)—are Sudanese refugees, followed by 14,570 (2%) from the Democratic Republic of Congo, 6,539 from Ethiopia, 5,012 from Eritrea, 2,865 from Central African Republic, and 1,273 from other nationalities. In response to the ongoing conflict in Sudan, the Government of South Sudan continues to grant prima facie refugee status to those fleeing the country. Among refugees, 50% are female, and 78% are female and children combined.

The asylum-seeker population is smaller and has a distinct demographic profile. Eritreans with (29%) while Ethiopians with (38%) form the largest groups, followed by Burundians with (11%), Ugandans and Congolese. The latest data is available on the South Sudan emergency response portal.

State / Administrative Area	Total	Percentage	Refugee	Asylum-seeker
Upper Nile	290,037	49%	289,721	316
Ruweng Admin Area	139,350	23%	139,340	10
Central Equatoria	42,929	7%	40,118	2,811
Northern Bahr El Ghazal	26,305	4%	25,929	376
Western Equatoria	18,660	3%	18,579	81
Western Bahr El Ghazal	16,372	3%	16,368	4
Jonglei	2,009	0%	2,009	0
Warrap	1,266	0%	1,266	0
Other Locations	61,813	10%	61,813	0
Grand Total	**598,741**	**100%**	**595,143**	**3,598**

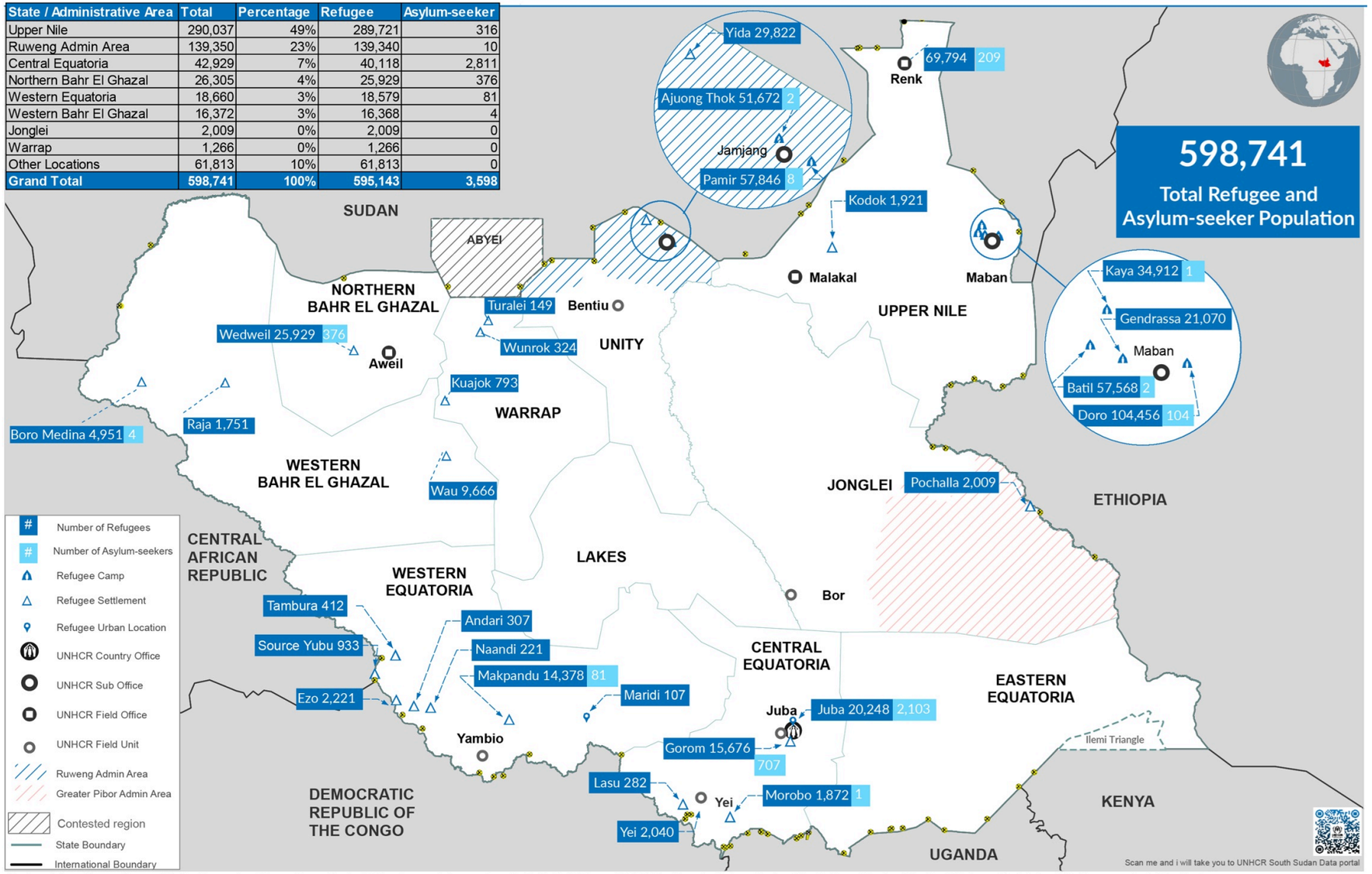

The boundaries and names shown and designations used on this map does not imply official endorsement of or acceptance by the United Nations or UNHCR. Final boundary between the Republic of Sudan and the Republic of South Sudan and final status of Abyei area are not yet determined.

UNHCR South Sudan
Population Overview of Refugees and Asylum-seekers
(As of 31 Oct 2025)

Population Demographics

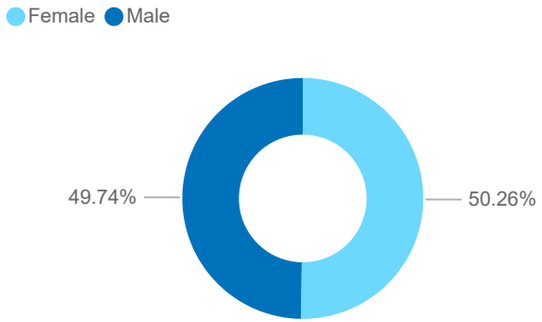

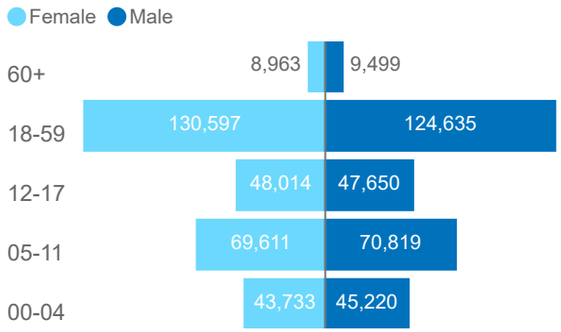

New Registration Trend for the year 2025

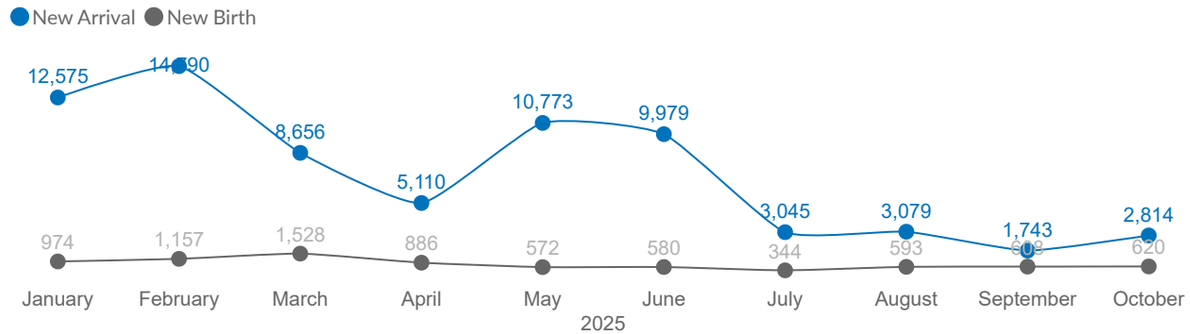

Top (15) Refugees per Location

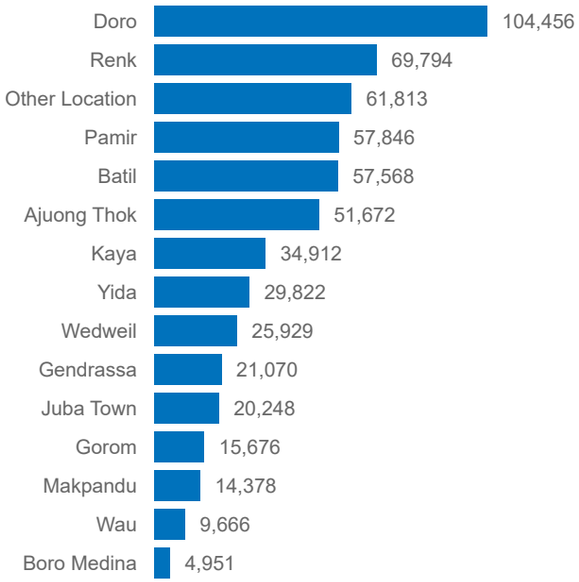

Asylum-seekers per Location

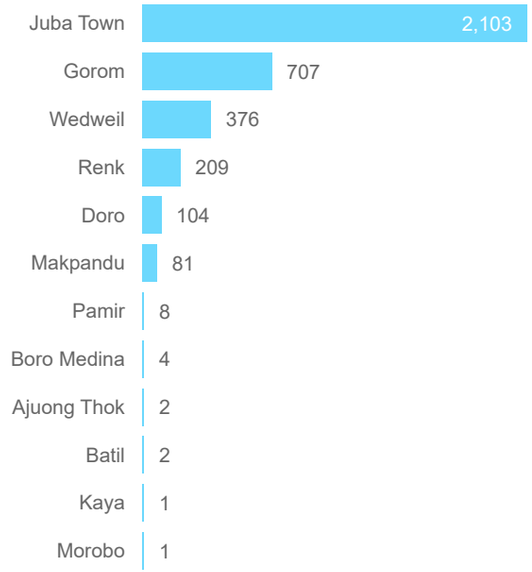

Top (7) Refugees by Country of Origin

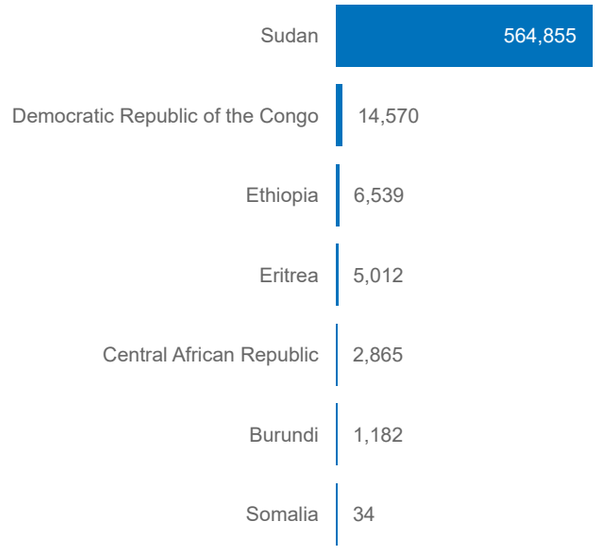

Top (7) Asylum-seekers by Country of Origin

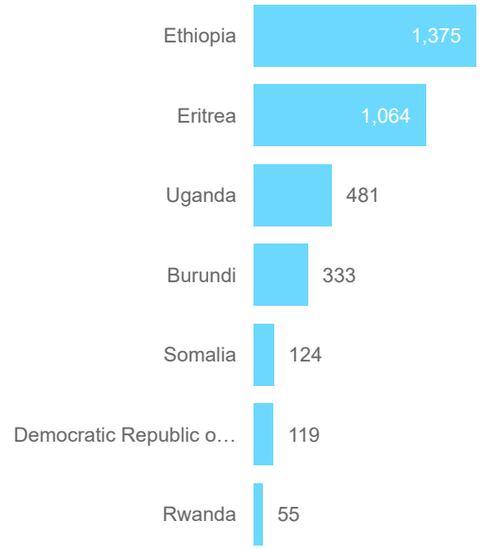

Socio-economic background

Based on the 598,741 refugees and asylum-seekers registered, men outnumber women, most holding secondary education yet struggling to find work beyond subsistent farming and field labor. Young adults stand as the majority, grappling with the challenges of unemployment and single parenthood.

Top (10) Professional Skills

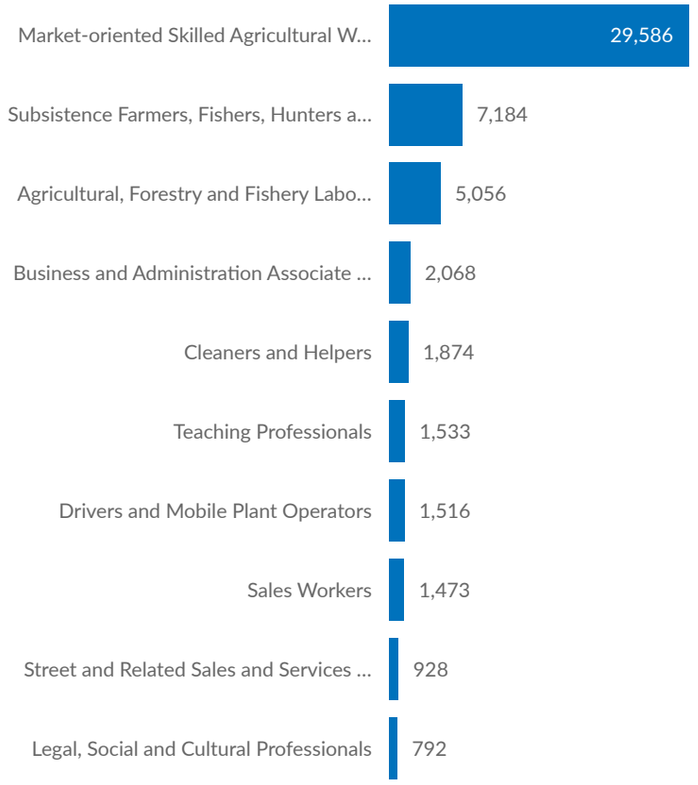

Education Level

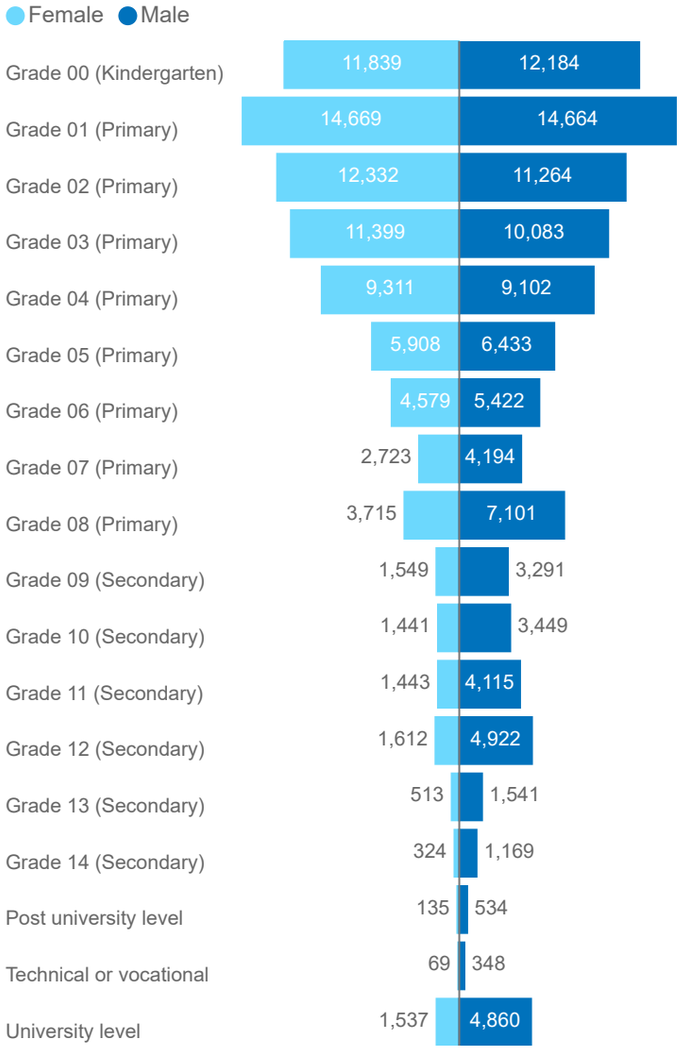

Specific Need by Age and Gender Breakdown

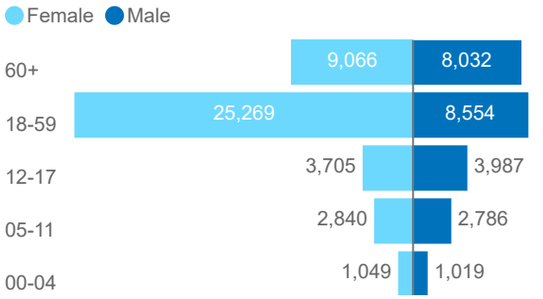

Marital Status

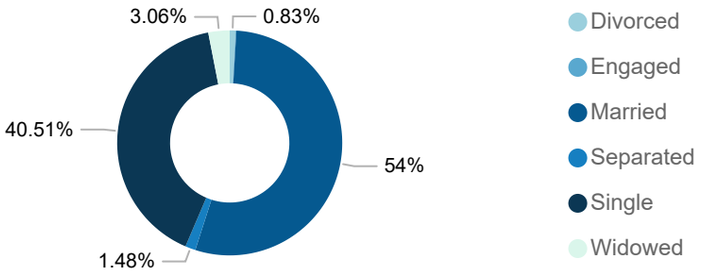
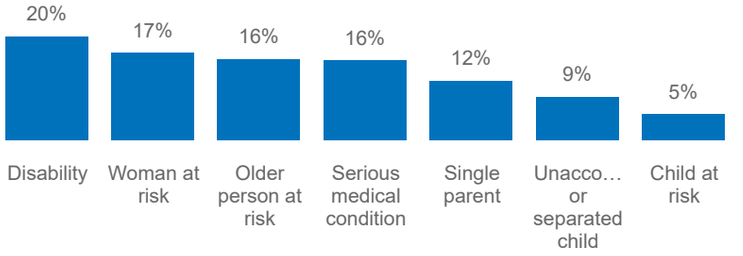
Top (7) Specific Needs