Uganda Country Refugee Response Plan (UCRRP)
Critical Indicator Tracking Matrix - **Nyumanzi Reception Centre**

As of *10/10/2025 - 16/10/2025*

New arrivals

12,661
Arrivals since Jan 2025

133
Arrivals in the last reporting week

Occupancy

28%
The center is operating within capacity, accomodating a population of
284 compared to its capacity of
1,000 individuals

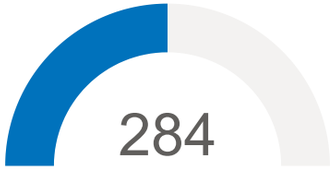

Daily new arrivals

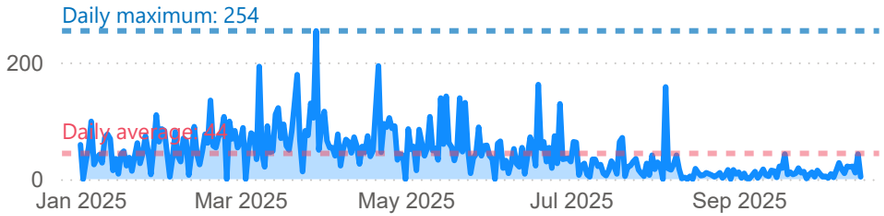

Sector	Indicator	Indicator Description / Standard	Target / Standard	Current status	What is being done - Comments	Status
Food	Food (Kilocalories/Person/Day)	2,100 kilo calories - The 2,100 kilocalories per person per day standard ensures basic energy and nutritional needs are met, typically provided through three balanced meals within the centres.	2,100	2,100	New arrivals at this reception centre are receiving 3 hot meals a day.	🟢
Health	% Of Arrivals Medically Screened	100 per cent	100	100	All individuals screened prior to registration. No disease outbreak was reported.	🟢
	Crude Mortality Rate	1 death/10000/day	1	0	No death was reported during the week.	🟢
	Measles Vaccine Coverage Rate	100 per cent	95	100	60 children were vaccinated against measles. There are adequate vaccines, vaccine supplies and commodities available.	🟢
	Skilled Birth Attendance	100 per cent	100	0	No delivery was registered.	🟢
	Under Five Mortality Rate	2 deaths/10000/day	2	0	No death was reported during the week.	🟢
Nutrition	Global Acute Malnutrition Rate	< 10%	10	4	GAM is at 4.4%. 3 (2 moderate & 1 severe) children were malnourished out of the 68 children screened for malnutrition during the bi-weekly mass nutrition screening at the reception centre.	🟢
	Severe Acute Malnutrition Rate	< 2%	2	2	SAM rate is at 1.5% among the 68 children screened.	🟢
Protection	% Of Persons Individually Registered	100 per cent of the new arrivals should be registered in ProGres V4	100	55	Registration activities are progessing smoothly.	🔴
Shelter	Accomodation Space	3.5 SQM/person (Has holding capacity of 1,000 individuals)	1,000	284	The transit centre is within capacity.	🟢
WASH	Bathing Facilities	One facility per 50 people	6	64	No gap	🟢
	Health Promoters Per Refugees	One for 500	1	6	No gap	🟢
	Latrine Coverage	One latrine stance for 20 persons	14	73	No gap	🟢
	Water Coverage	Min of 15 litres/person/day	15	127	No gap	🟢

🔴 *Indicates that there's a gap* 🟢 *Indicates that there's no gap*

Indicator data: OPM, partners, UNHCR **Author:** UNHCR Representation in Uganda **Feedback:** ugakaimug@unhcr.org **For more info, please visit:** **UCRRP Information Center**

Uganda Country Refugee Response Plan (UCRRP)
Critical Indicator Tracking Matrix - **Nyakabande Transit Centre**

As of *10/10/2025 - 16/10/2025*

New arrivals

45,859
Arrivals since Jan 2025

194
Arrivals in the last reporting week

Occupancy

21%
The center is operating within capacity, accomodating a population of
301 compared to its capacity of
1,420 individuals

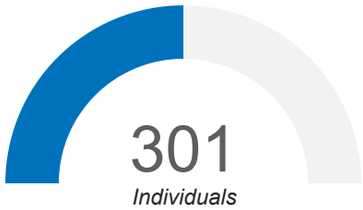

Daily new arrivals

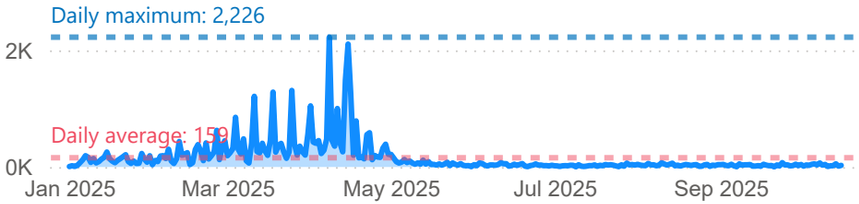

Sector	Indicator	Indicator Description / Standard	Target / Standard	Current status	What is being done - Comments	Status
Food	Food (Kilocalories/Person/Day)	2,100 kilo calories - The 2,100 kilocalories per person per day standard ensures basic energy and nutritional needs are met, typically provided through three balanced meals within the centres.	2,100	2,100	New arrivals at this transit centre are receiving 3 hot meals a day.	🟢
Health	% Of Arrivals Medically Screened	100 per cent	100	100	All individuals screened prior to registration. No disease outbreak was reported.	🟢
	Crude Mortality Rate	1 death/10000/day	1	0	No death was reported this week.	🟢
	Measles Vaccine Coverage Rate	100 per cent	95	100	55 children were vaccinated against measles. There are adequate vaccines, vaccine supplies and commodities available.	🟢
	Skilled Birth Attendance	100 per cent	100	0	No emergency delivery was registered.	🟢
	Under Five Mortality Rate	2 deaths/10000/day	2	0	No death was registered among children under 5 years during the week.	🟢
Nutrition	Global Acute Malnutrition Rate	< 10%	10	5	GAM is at 5.1%. 2 (2 moderate & 0 severe) children were malnourished out of the 39 children screened for malnutrition during the bi-weekly mass nutrition screening at the reception centre.	🟢
	Severe Acute Malnutrition Rate	< 2%	2	0	SAM is at 0% among the 39 children in the reception centre following the bi-weekly nutrition screening.	🟢
Protection	% Of Persons Individually Registered	100 per cent of the new arrivals should be registered in ProGres V4	100	65	Registration activities are progressing smoothly.	🔴
Shelter	Accomodation Space	3.5 SQM/person (Has holding capacity of 1,420 individuals)	1,420	301	The transit centre is within capacity.	🟢
WASH	Bathing Facilities	One facility per 50 people	6	23	No gap	🟢
	Health Promoters Per Refugees	One for 500	1	7	No gap	🟢
	Latrine Coverage	One latrine stance for 20 persons	15	95	No gap	🟢
	Water Coverage	Min of 15 litres/person/day	15	73	No gap	🟢

🔴 *Indicates that there's a gap* 🟢 *Indicates that there's no gap*

Uganda Country Refugee Response Plan (UCRRP)
Critical Indicator Tracking Matrix - **Matanda Transit Centre**

As of *10/10/2025 - 16/10/2025*

New arrivals

16,806
Arrivals since Jan 2025

5
Arrivals in the last reporting week

Occupancy

4%
The center is operating within capacity, accomodating a population of
39 compared to its capacity of
900 individuals

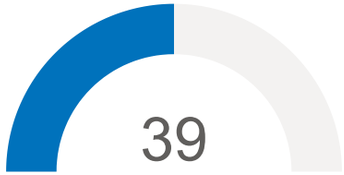

Daily new arrivals

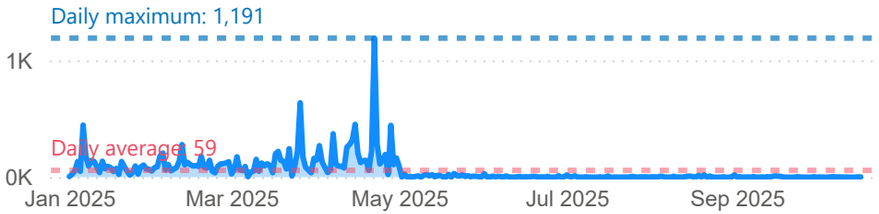

Sector	Indicator	Indicator Description / Standard	Target / Standard	Current status	What is being done - Comments	Status
Food	Food (Kilocalories/Person/Day)	2,100 kilo calories - The 2,100 kilocalories per person per day standard ensures basic energy and nutritional needs are met, typically provided through three balanced meals within the centres.	2,100	2,100	New arrivals at this transit centre are receiving 3 hot meals a day.	🟢
Health	% Of Arrivals Medically Screened	100 per cent	100	100	All individuals screened prior to registration. No disease outbreak was reported.	🟢
	Crude Mortality Rate	1 death/10000/day	1	0	No death was reported during the week.	🟢
	Measles Vaccine Coverage Rate	100 per cent	95	100	2 children were vaccinated against measles. There are adequate vaccines, vaccine supplies and commodities available.	🟢
	Skilled Birth Attendance	100 per cent	100		No delivery was registered.	🟢
	Under Five Mortality Rate	2 deaths/10000/day	2	0	No death of children under 5 years was reported during the week.	🟢
Nutrition	Global Acute Malnutrition Rate	< 10%	10	11	GAM is at 11.1%. 1 (1 moderate & 0 severe) children were malnourished out of the 9 children screened for malnutrition during the bi-weekly mass nutrition screening at the reception centre.	🔴
	Severe Acute Malnutrition Rate	< 2%	2	0	SAM is at 0% among the 9 children screened in the reception centre following the bi-weekly nutrition screening.	🟢
Protection	% Of Persons Individually Registered	100 per cent of the new arrivals should be registered in ProGres V4	100	9	Registration activities are progressing smoothly.	🔴
Shelter	Accomodation Space	3.5 SQM/person (Has holding capacity of 900 individuals)	900	39	The transit centre is within capacity.	🟢
WASH	Bathing Facilities	One facility per 50 people	1	25	No gap	🟢
	Health Promoters Per Refugees	One for 500	1	2	No gap	🟢
	Latrine Coverage	One latrine stance for 20 persons	2	25	No gap	🟢
	Water Coverage	Min of 15 litres/person/day	15	1,026	No gap	🟢

🔴 *Indicates that there's a gap* 🟢 *Indicates that there's no gap*

Indicator data: OPM, partners, UNHCR **Author:** UNHCR Representation in Uganda **Feedback:** ugakaimug@unhcr.org **For more info, please visit:** **UCRRP Information Center**

Uganda Country Refugee Response Plan (UCRRP)
Critical Indicator Tracking Matrix - **Kiryandongo Reception Centre**

As of *10/10/2025 - 16/10/2025*

New arrivals

20,878
Arrivals since Jan 2025

0
Arrivals in the last reporting week

Occupancy

62%
The center is operating within capacity, accomodating a population of
324 compared to its capacity of
521 individuals

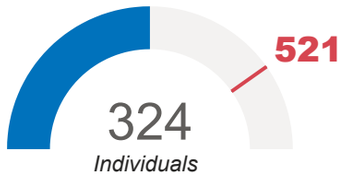

Daily new arrivals

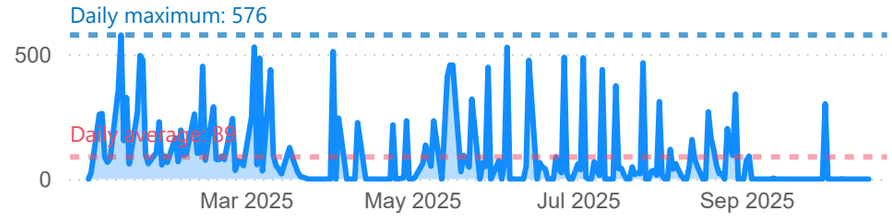

Sector	Indicator	Indicator Description / Standard	Target / Standard	Current status	What is being done - Comments	Status
Food	Food (Kilocalories/Person/Day)	2,100 kilo calories - The 2,100 kilocalories per person per day standard ensures basic energy and nutritional needs are met, typically provided through three balanced meals within the centres.	2,100	2,100	New arrivals at this reception centre are receiving 3 hot meals a day.	Indicates that there's no gap
Nutrition	Global Acute Malnutrition Rate	< 10%	10	16	GAM is 15.6% among children in the reception centre with 13 (10 moderate and 3 severe) malnourished children identified out of 64 children screened.	Indicates that there's a gap
	Severe Acute Malnutrition Rate	< 2%	2	5	SAM is at 4.7% among children in the reception centre out of the 64 children screened.	Indicates that there's a gap
Protection	% Of Persons Individually Registered	100 per cent of the new arrivals should be registered in ProGres V4	100	0	No registration was done	Indicates that there's a gap
Shelter	Accomodation Space	3.5 SQM/person (Has holding capacity of 521 individuals)	521	324	The transit centre is within capacity.	Indicates that there's no gap
WASH	Bathing Facilities	One facility per 50 people	6	33	No gap	Indicates that there's no gap
	Health Promoters Per Refugees	One for 500	1	2	No gap	Indicates that there's no gap
	Latrine Coverage	One latrine stance for 20 persons	16	26	No gap	Indicates that there's no gap
	Water Coverage	Min of 15 litres/person/day	15	93	No gap	Indicates that there's no gap

Note: *Health indicators are screened at the transit centres and therefore not repeated at the reception centre.*

Indicates that there's a gap *Indicates that there's no gap*

Uganda Country Refugee Response Plan (UCRRP)
Critical Indicator Tracking Matrix - **Lokung Collection Point**

As of *10/10/2025 - 16/10/2025*

New arrivals

7,801
Arrivals since Jan 2025

42
Arrivals in the last reporting week

Occupancy

50%
The center is operating within capacity, accomodating a population of
217 compared to its capacity of
430 individuals

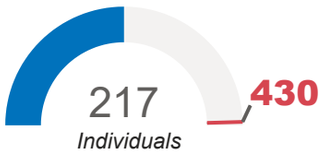

Daily new arrivals

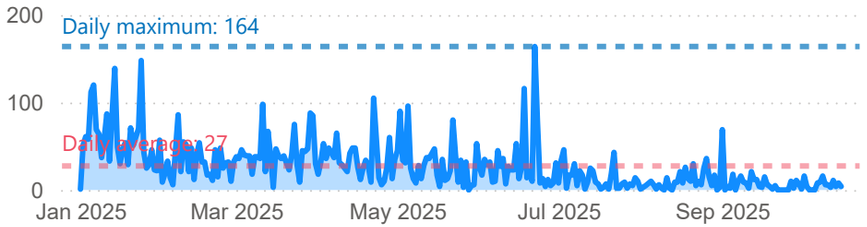

Sector	Indicator	Indicator Description / Standard	Target / Standard	Current status	What is being done - Comments	Status
Food	Food (Kilocalories/Person/Day)	2,100 kilo calories - The 2,100 kilocalories per person per day standard ensures basic energy and nutritional needs are met, typically provided through three balanced meals within the centres.	2,100	2,100	New arrivals at this reception centre are receiving 3 hot meals a day.	Gap: No
Health	% Of Arrivals Medically Screened	100 per cent	100	100	All individuals screened prior to registration. No disease outbreak was reported.	Gap: No
	Crude Mortality Rate	1 death/10000/day	1	0	No death was reported during the week.	Gap: No
	Measles Vaccine Coverage Rate	100 per cent	95	100	32 children were vaccinated against measles. There are adequate vaccines, vaccine supplies and commodities available.	Gap: No
	Skilled Birth Attendance	100 per cent	100	0	No delivery was registered.	Gap: No
	Under Five Mortality Rate	2 deaths/10000/day	2	0	No death was reported during the week.	Gap: No
Nutrition	Global Acute Malnutrition Rate	< 10%	10	6	GAM is at 6.3% 2 (2 moderate & 0 severe) children were malnourished out of the 32 children screened for malnutrition during the bi-weekly mass nutrition screening at the reception centre.	Gap: No
	Severe Acute Malnutrition Rate	< 2%	2	0	SAM is at 0% among children in the reception centre following the bi-weekly nutrition screening out of 32 children.	Gap: No
Protection	% Of Persons Individually Registered	100 per cent of the new arrivals should be registered in ProGres V4	100	90	Registration activities are progressing smoothly.	Gap: Yes
Shelter	Accomodation Space	3.5 SQM/person (Has holding capacity of 430 individuals)	430	217	The transit centre is within capacity.	Gap: No
WASH	Bathing Facilities	One facility per 50 people	4	112	No gap	Gap: No
	Health Promoters Per Refugees	One for 500	1	4	No gap	Gap: No
	Latrine Coverage	One latrine stance for 20 persons	11	89	No gap	Gap: No
	Water Coverage	Min of 15 litres/person/day	15	46	No gap	Gap: No

Indicates that there's a gap *Indicates that there's no gap*

Uganda Country Refugee Response Plan (UCRRP)
Critical Indicator Tracking Matrix - **Bubukwanga Transit Centre**

As of *10/10/2025 - 16/10/2025*

New arrivals

3,696
Arrivals since Jan 2025

163
Arrivals in the last reporting week

Occupancy

72%
The center is operating within capacity, accomodating a population of
470 compared to its capacity of
650 individuals

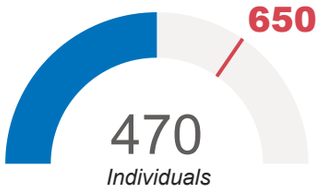

Daily new arrivals

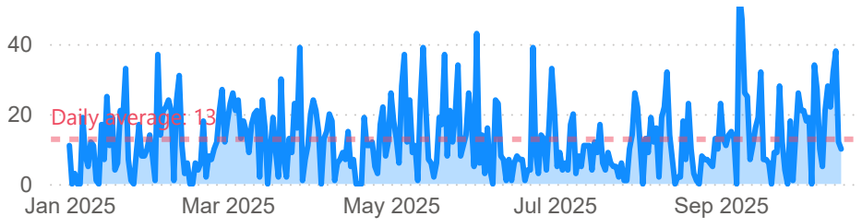

Sector	Indicator	Indicator Description / Standard	Target / Standard	Current status	What is being done - Comments	Status
Food	Food (Kilocalories/Person/Day)	2,100 kilo calories - The 2,100 kilocalories per person per day standard ensures basic energy and nutritional needs are met, typically provided through three balanced meals within the centres.	2,100	2,100	New arrivals at this reception centre are receiving 3 hot meals a day.	Indicates that there's no gap
Health	% Of Arrivals Medically Screened	100 per cent	100	100	All individuals screened prior to registration. No disease outbreak was reported.	Indicates that there's no gap
	Crude Mortality Rate	1 death/10000/day	1	0	No death was reported during the week.	Indicates that there's no gap
	Measles Vaccine Coverage Rate	100 per cent	95	100	55 children were vaccinated against measles. There are adequate vaccines, vaccine supplies and commodities available.	Indicates that there's no gap
	Skilled Birth Attendance	100 per cent	100	0	No delivery was registered.	Indicates that there's no gap
	Under Five Mortality Rate	2 deaths/10000/day	2	0	No death was reported during the week.	Indicates that there's no gap
Nutrition	Global Acute Malnutrition Rate	< 10%	10		No screening was conducted	Indicates that there's no gap
	Severe Acute Malnutrition Rate	< 2%	2	0	No screening was conducted	Indicates that there's no gap
Protection	% Of Persons Individually Registered	100 per cent of the new arrivals should be registered in ProGres V4	100	82	Registration actvities are progressing smoothly.	Indicates that there's a gap
Shelter	Accomodation Space	3.5 SQM/person (Has holding capacity of 650 individuals)	650	470	The transit centre is within capacity.	Indicates that there's no gap
WASH	Bathing Facilities	One facility per 50 people	9	25	No gap	Indicates that there's no gap
	Health Promoters Per Refugees	One for 500	1	157	No gap	Indicates that there's no gap
	Latrine Coverage	One latrine stance for 20 persons	24	25	No gap	Indicates that there's no gap
	Water Coverage	Min of 15 litres/person/day	15	57	No gap	Indicates that there's no gap

Indicates that there's a gap *Indicates that there's no gap*

Uganda Country Refugee Response Plan (UCRRP)
Critical Indicator Tracking Matrix - **Kabazana Reception Centre**

As of *10/10/2025 - 16/10/2025*

New arrivals

56,177
Arrivals since Jan 2025

308
Arrivals in the last reporting week

Occupancy

59%
The center is operating within capacity, accomodating a population of
879 compared to its capacity of
1,500 individuals

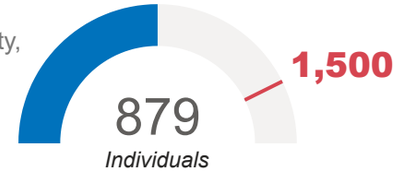

Daily new arrivals

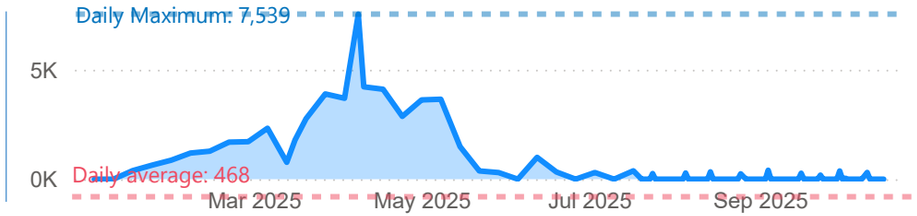

Sector	Indicator	Indicator Description / Standard	Target / Standard	Current status	What is being done - Comments	Status
Food	Food (Kilocalories/Person/Day)	2,100 kilo calories - The 2,100 kilocalories per person per day standard ensures basic energy and nutritional needs are met, typically provided through three balanced meals within the centres.	2,100	2,100	New arrivals at this reception centre are receiving 3 hot meals a day.	
Nutrition	Global Acute Malnutrition Rate	< 10%	10	9	GAM is 9.2% among children in the reception centre with 10 (8 moderate and 2 severe) malnourished children identified out of 109 children screened.	
	Severe Acute Malnutrition Rate	< 2%	2	2	SAM is at 1.8% among children in the reception centre out of the 109 children screened.	
Protection	% Of Persons Individually Registered	100 per cent of the new arrivals should be registered in ProGres V4	100	100	Arrivals relocated to Kabazana have already been registered.	
Shelter	Accomodation Space	3.5 SQM/person (Has holding capacity of 1,500 individuals)	1,500	879	The transit centre is within capacity.	
WASH	Bathing Facilities	One facility per 50 people	18	62	No gap	
	Health Promoters Per Refugees	One for 500	2	222	No gap	
	Latrine Coverage	One latrine stance for 20 persons	44	36	There's a gap of 8 latrine stances.	
	Water Coverage	Min of 15 litres/person/day	15	9	There is a gap of 5,274 litres	

Note: *Health indicators are screened at the transit centres and therefore not repeated at the reception centre.*

Indicates that there's a gap *Indicates that there's no gap*

Uganda Country Refugee Response Plan (UCRRP)
Critical Indicator Tracking Matrix - **Kagoma Reception Centre**

As of *10/10/2025 - 16/10/2025*

New arrivals

4,501
Arrivals since Jan 2025

37
Arrivals in the last reporting week

Occupancy

58%
The center is operating within capacity, accomodating a population of
708 compared to its capacity of
1,230 individuals

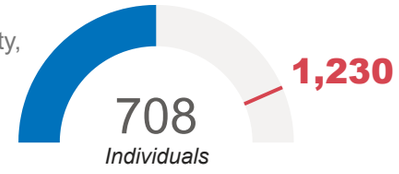

Daily new arrivals

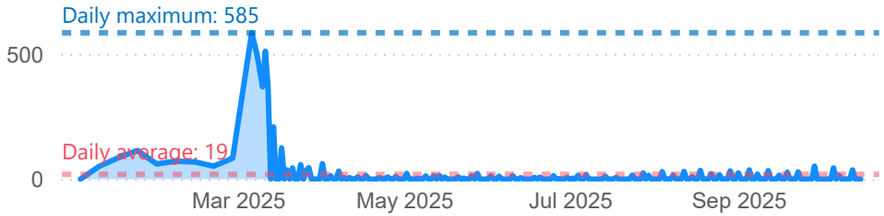

Sector	Indicator	Indicator Description / Standard	Target / Standard	Current status	What is being done - Comments	Status
Food	Food (Kilocalories/Person/Day)	2,100 kilo calories - The 2,100 kilocalories per person per day standard ensures basic energy and nutritional needs are met, typically provided through three balanced meals within the centres.	2,100	2,100	New arrivals at this reception centre are receiving 3 hot meals a day.	
Nutrition	Global Acute Malnutrition Rate	< 10%	10	4	GAM is 4.2% among children in the reception centre with 3(2 MAM & 1 SAM) out of 71 children screened.	
	Severe Acute Malnutrition Rate	< 2%	2	3	SAM is at 2.8% among children in the reception centre out of the 71 children screened.	
Protection	% Of Persons Individually Registered	100 per cent of the new arrivals should be registered in ProGres V4	100	100	Registration of arrivals are progressing on smoothly.	
Shelter	Accomodation Space	3.5 SQM/person (Has holding capacity of 1,230 individuals)	1,230	708	The transit centre is within capacity.	
WASH	Bathing Facilities	One facility per 50 people	14	29	No gap	
	Health Promoters Per Refugees	One for 500	1	4	No gap	
	Latrine Coverage	One latrine stance for 20 persons	35	54	No gap	
	Water Coverage	Min of 15 litres/person/day	15	56	No gap	

Note: *Health indicators are screened at the transit centres and therefore not repeated at the reception centre.*

Indicates that there's a gap *Indicates that there's no gap*

Uganda Country Refugee Response Plan (UCRRP)
Critical Indicator Tracking Matrix - **Sebagoro Transit Centre**

As of *10/10/2025 - 16/10/2025*

New arrivals

3,286
Arrivals since Jan 2025

48
Arrivals in the last reporting week

Occupancy

4%
The center is operating within capacity, accomodating a population of
12 compared to its capacity of
300 individuals

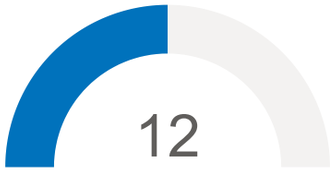

Daily new arrivals

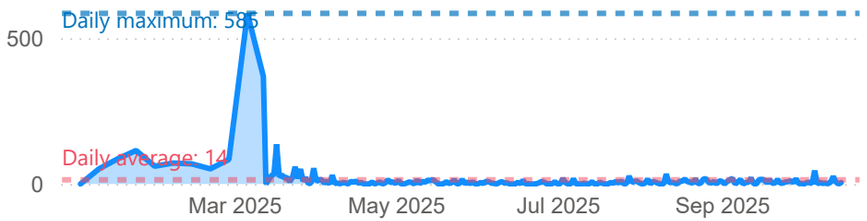

Sector	Indicator	Indicator Description / Standard	Target / Standard	Current status	What is being done - Comments	Status
Food	Food (Kilocalories/Person/Day)	2,100 kilo calories - The 2,100 kilocalories per person per day standard ensures basic energy and nutritional needs are met, typically provided through three balanced meals within the centres.	2,100	2,100	New arrivals at this reception centre are receiving 3 hot meals a day.	●
Health	% Of Arrivals Medically Screened	100 per cent	100	100	All individuals screened prior to registration. No disease outbreak was reported.	●
	Crude Mortality Rate	1 death/10000/day	1	0	No death was reported during the week.	●
	Measles Vaccine Coverage Rate	100 per cent	95	100	38 children were vaccinated against measles. There are adequate vaccines, vaccine supplies and commodities available.	●
	Skilled Birth Attendance	100 per cent	100	0	No delivery was registered.	●
	Under Five Mortality Rate	2 deaths/10000/day	2	0	No death was reported during the week.	●
Nutrition	Global Acute Malnutrition Rate	< 10%	10		No screening was conducted	●
	Severe Acute Malnutrition Rate	< 2%	2	0	No screening was conducted	●
Shelter	Accomodation Space	3.5 SQM/person (Has holding capacity of 300 individuals)	300	12	The transit centre is within capacity.	●
WASH	Bathing Facilities	One facility per 50 people	1	10	No gap	●
	Health Promoters Per Refugees	One for 500	1	1	No gap	●
	Latrine Coverage	One latrine stance for 20 persons	1	7	No gap	●
	Water Coverage	Min of 15 litres/person/day	15	667	No gap	●

● *Indicates that there's a gap* ● *Indicates that there's no gap*