




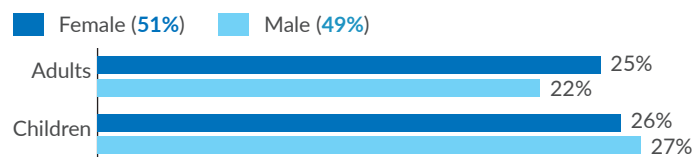
Following the massive influx of Congolese refugees into Burundi, fleeing violent clashes in South Kivu, particularly around Kamanyola, Luvungi, Katogota, and Uvira, the security situation has deteriorated significantly. These clashes have caused a significant influx since December 5, with an estimated **94,808** arriving at the entry points of Buganda, Gatumba, and Rumonge. A counting system is in place to track movements, but the trend indicates a worsening situation requiring urgent mobilization for registration and assistance.

 **88,548** Estimated people displaced by conflict

 **6,260** Estimated spontaneous returns of Burundians from the DRC

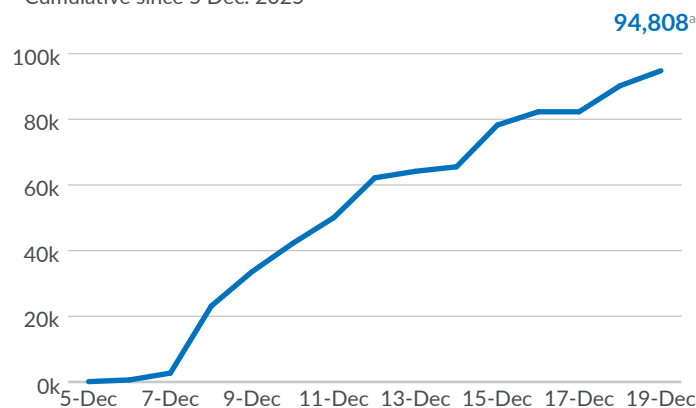
 **29,353** people transferred to the Busuma site

Demographic



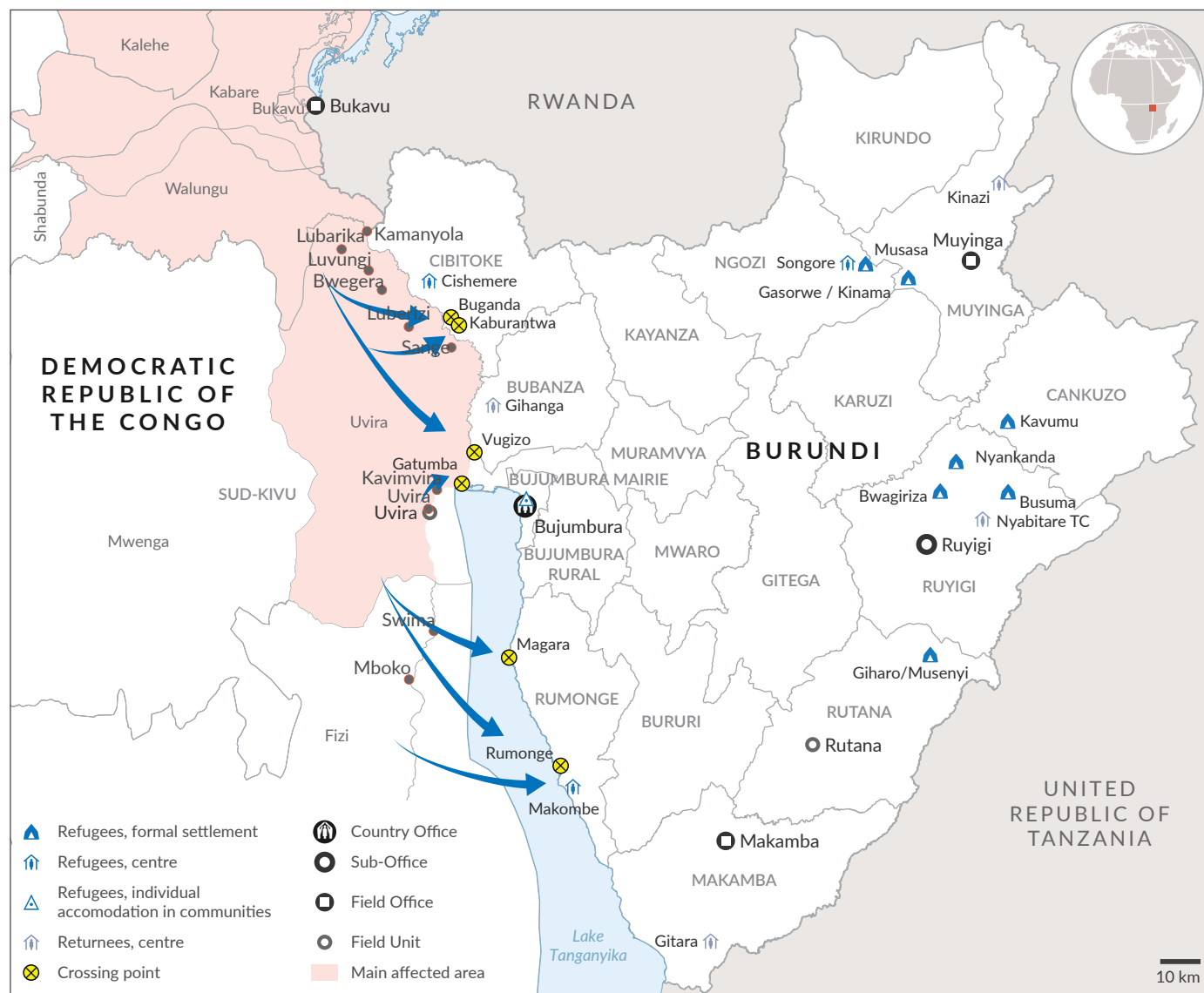
Total new arrivals

Cumulative since 5 Dec. 2025







^aMixed population including asylum seekers, migrants, returnees, etc.

The boundaries and names shown and the designations used on this map do not imply official endorsement or acceptance by the United Nations.



Partners

 Border entry points	 Transit Centers/Locations		 Protection	 Refugee Camps/Settlement		<ul style="list-style-type: none"> Government of Burundi UNHCR WFP UNICEF IOM WHO UNFPA IRC MSF Burundi Red-Cross Social Action for Development Healthnet TPO 		
	New Arrivals since 5 December	Current population		Relocated in 2025	Current population			
Rumonge	Kansegga	37,392	26,609	<ul style="list-style-type: none"> Identification of protection needs Registration level 2 Protection & border monitoring Organisation of relocations Family reunification Assistance to persons with specific needs 	Musenyi	18,067	21,778	<ul style="list-style-type: none"> Save the Children UPHWO Safe Inclusion COPED AIRD ACPDH CICR Spring Communities Great at vision Group
Buganda	Gatumba	26,259	10,200		Nyankanda	280	12,358	
Kaburantwa	Cishemere	5,992	7,873		Bwagiriza	235	9,751	
Gatumba	Makombe	2,330	2,612		Kavumu	457	19,277	
Magara	Vugizo	4,455	0		Kinama	153	7,333	
Vugizo	Rumonge	9,592	7,118		Musasa	224	8,625	
	Magara	2,528	0		Busuma	29,353	29,353	

Statistics on persons transferred to Bweru

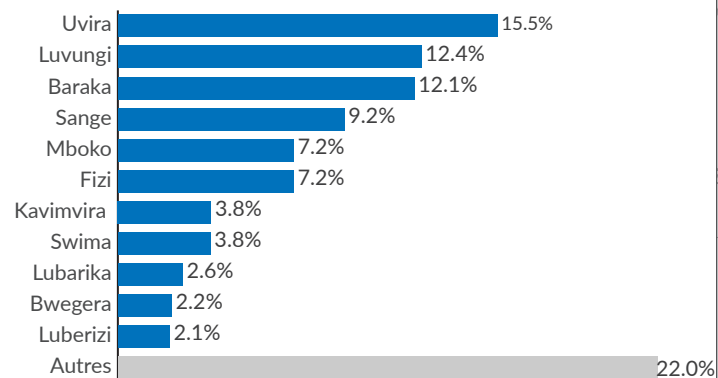


people transferred to the
Bweru site



of households' focal points are
women

Area of origin



Families with special needs

