Türkiye Economic Empowerment Sector Achievements

December 2025

Inter-Agency Coordination Türkiye

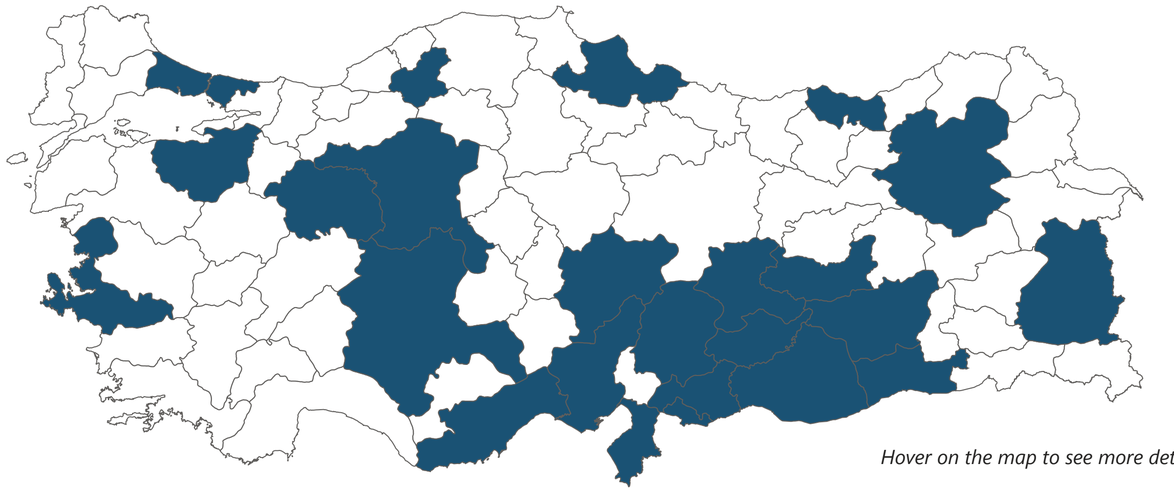

Hover on the map to see more details.

21.44K

# of direct beneficiaries reached by the sector

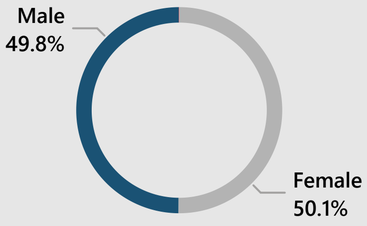

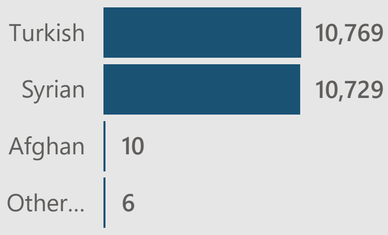

Implementing Agencies

CARE Int... | Field Rea... | ICMPD | ILO | IOM | SARD | Save the ... | STL | UNDP | WFP | World Vi... | Zero Dis...

Supporting Agencies

ASAM | DKH | FAO | ICMPD | IOM | Save the Child... | STL | WFP | YSYD

CARE Internat... | DRC | HABITAT | ILO | SARD | Solidar Suisse | TRC | World Vision I...

TO IMPROVE THE FOOD SECURITY OF SYRIANS UNDER TEMPORARY PROTECTION AND VULNERABLE COMMUNITIES AND PREVENT THEM FROM RESORTING TO FOOD-RELATED NEGATIVE COPING STRATEGIES

1,901

1.1.1 # of individuals benefitted from training program on good food and nutrition agriculture practices (food consumption, food safety, nutrition, cooking demonstration)

9,239

2.5.1 # of individuals provided support with individual counselling, job counselling from strengthened public institutions

100

1.2.3 # of individuals benefitted from greenhouse or/and backyard farming schemes

INCREASED SOCIO-ECONOMIC INCLUSION THROUGH JOB CREATION, IMPROVED EMPLOYABILITY AND SYSTEM SUPPORT

272

1.A - Total # of individuals supported with job placement (i.e. people placed into decent jobs)

Female GNC Male

93%

226

1.C - Total # of individuals supported with self-employment opportunitites (new businesses establisheded)

Female GNC Male

52% 48%

211

1.D - Total # of individuals supported with the obtention of work permit.

Female Male

15% 85%

780

2.3.1.a # of individuals completed livelihoods trainings (technical and vocational trainings which can also include soft/language skills)- Non agricultural

Sources: ActivityInfo **Feedback:** berkin.erol@undp.org, IMTurkey@unhcr.org

The number of beneficiaries reached is calculated by summing indicators selected by the sectors; there may be duplications.

Türkiye Economic Empowerment Sector Achievements

December 2025

Inter-Agency Coordination Türkiye

Reporting Partner	Supporting Agency	Appeal, EQ Response...	Nationality	Province, District
All	All	All	All	All

Indicator	January	February	March	April	May	June	July	August	September
1.1.1 # of Female (18+) benefitted from training program on good food and nutrition agriculture practices (food consumption, food safety, nutrition, cooking demonstration)			425			204	197		525
1.1.1 # of individuals benefitted from training program on good food and nutrition agriculture practices (food consumption, food safety, nutrition, cooking demonstration)			425			372	197		907
1.1.1 # of Male (18+) benefitted from training program on good food and nutrition agriculture practices (food consumption, food safety, nutrition, cooking demonstration)						168			382
1.1.1 # of Non-binary adults (18+) benefitted from training program on good food and nutrition agriculture practices (food consumption, food safety, nutrition, cooking demonstration)						0			
1.1.2 # of awareness sessions on good food and nutrition agriculture practices						0			
1.1.3 # of school or community gardens						0			
1.1.4 # of Female (18+) provided with learning programmes on good food practices and healthy dietary habits						918	1,832		
1.1.4 # of individuals provided with learning programmes on good food practices and healthy dietary habits						1,679	3,037		
1.1.4 # of Male (18+) provided with learning programmes on good food practices and healthy dietary habits						761	1,205		
1.1.4 # of Non-binary adults (18+) provided with learning programmes on good food practices and healthy dietary habits						0			
1.2.1 # of Female (18+) provided with the tools to establish greenhouse, or/and backyard urban and peri-urban agriculture schemes	112					16			
1.2.1 # of individuals provided with the tools to establish greenhouse, or/and backyard urban and peri-urban agriculture schemes	282					100			
1.2.1 # of Male (18+) provided with the tools to establish greenhouse, or/and backyard urban and peri-urban agriculture schemes	170					84			
1.2.1 # of Non-binary adults (18+) provided with the tools to establish greenhouse, or/and backyard urban and peri-urban agriculture schemes						0			
1.2.2 # of greenhouse, or/and backyard farming schemes established						0			
1.2.3 # of Female (18+) benefitted from greenhouse or/and backyard farming schemes						16			
1.2.3 # of individuals benefitted from greenhouse or/and backyard farming schemes						100			
1.2.3 # of Male (18+) benefitted from greenhouse or/and backyard farming schemes						84			
1.2.3 # of Non-binary adults (18+) benefitted from greenhouse or/and backyard farming schemes						0			
Total	**3,027**	**1,687**	**2,555**	**1,437**	**50**	**8,246**	**12,550**	**1,831**	**10,461**

Sources: ActivityInfo **Feedback:** berkin.erol@undp.org, IMTurkey@unhcr.org

The number of beneficiaries reached is calculated by summing indicators selected by the sectors; there may be duplications.