Southeast Türkiye Protection Sector Achievements - 2025

as of December 2025

Inter-Agency Coordination Türkiye

of Beneficiaries by Location

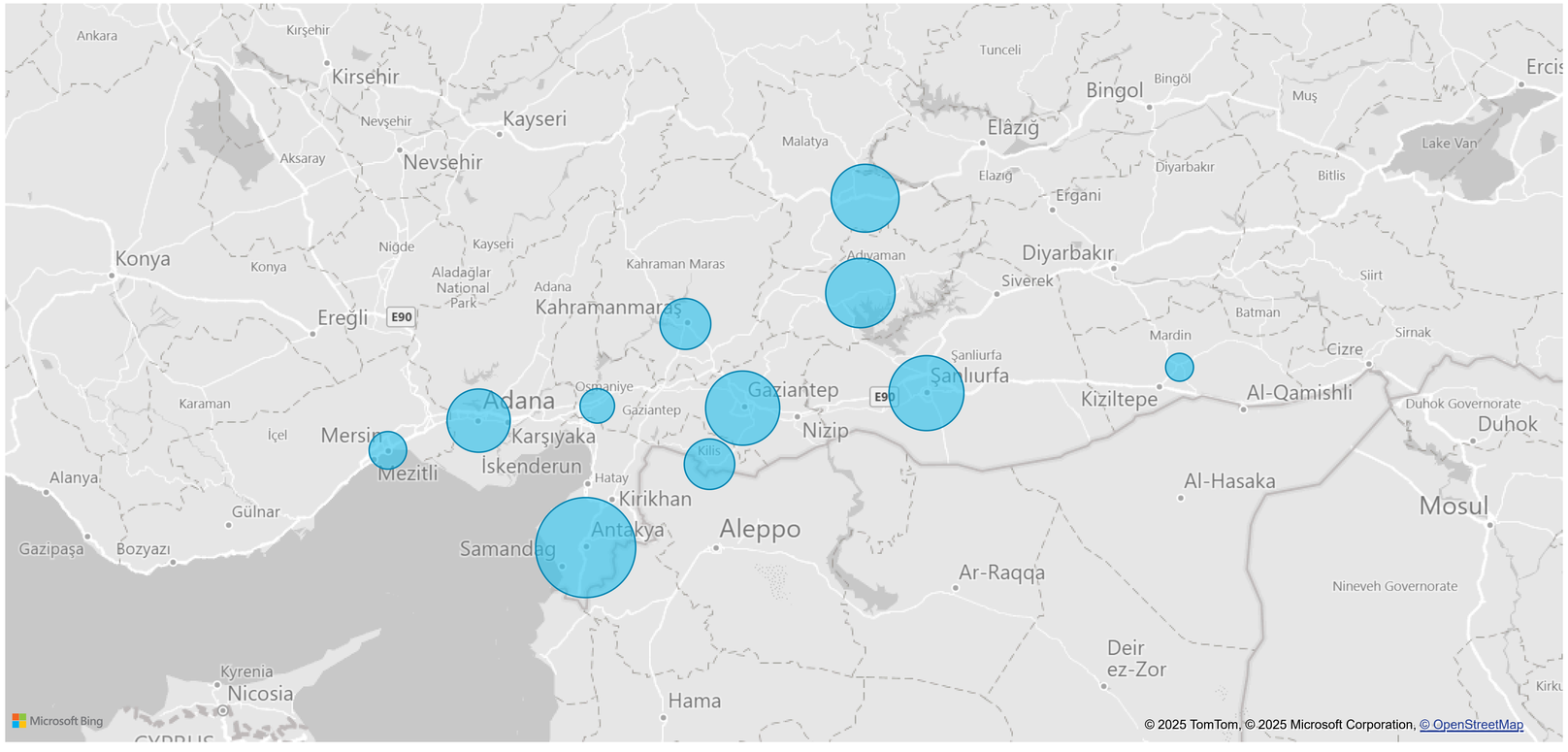

Individuals benefitting protection Services by Month

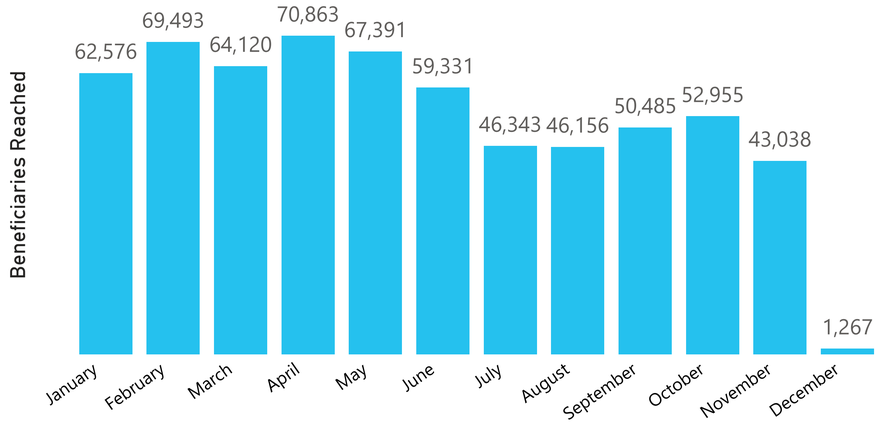

219,792
Number of individuals benefitting from protection activities

45,465
Number of individuals with specific needs/vulnerabilities assessed and identified with protection n

Location: All

Month: All

Breakdown of Beneficiaries by Gender*

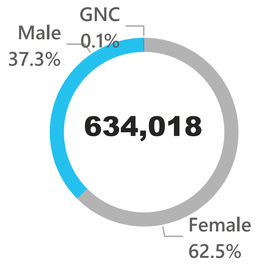

Breakdown of Beneficiaries by Nationality*

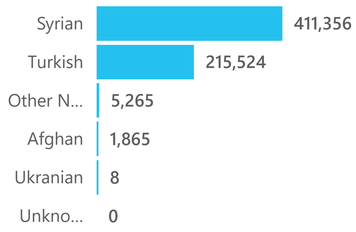

19,223
Number referrals (of individuals with protection needs) to specialized/multisectoral services

5,658
# of individual GBV survivors provided with GBV specific response services

7,914
# of individual GBV survivors and those at risk assessed

25,816
Number of individuals receiving cash/in-kind assistance to meet their protection needs

601
# of children assessed for protection needs

39,057
# of children participating in structured, sustained child protection or psycho-social support progr

16,859
# of individuals provided with individual legal support

4,368
# of individuals trained on international protection, rights, services and available assistance

Appeal: All

EQ Response Activity: All

Nationality: All

Reporting Agencies

ASAM | CARE... | DDD | Gazia... | GOA... | Hand... | Hata... | Hum... | ICMPD | IOM | Kilis- ... | LEAP... | Maya... | NSPPL | Qata... | REALs | SAMS | Sanli... | SARD | Save ... | STL | TARDE | TKV | TRC | UNFPA | UNH... | UNIC... | Worl... | Yedi ... | Yeryü... | YSF | Zero ...

Supporting Agencies

ASAM | CARE In... | Caritas L... | DRC | GOAL In... | Hand in ... | Human ... | ICMPD | IOM | LEAP N... | Maya Fo... | MDM | Qatar C... | REALs | Relief In... | SAMS | SARD | Save the... | Solidar ... | UNFPA | UNHCR | UNICEF | World H... | Yedi Bas... | Yeryüzü ...

Source: *PWG, ActivityInfo* ***Feedback***: *IMTurkey@unhcr.org*

**The number of beneficiaries reached is calculated by summing indicators selected by the sectors; there may be duplications.*

Southeast Türkiye Protection Sector Achievements - 2025

as of December 2025

Inter-Agency Coordination Türkiye

Number of individuals with specific needs/vulnerabilities assessed and identified with protection needs

45,465

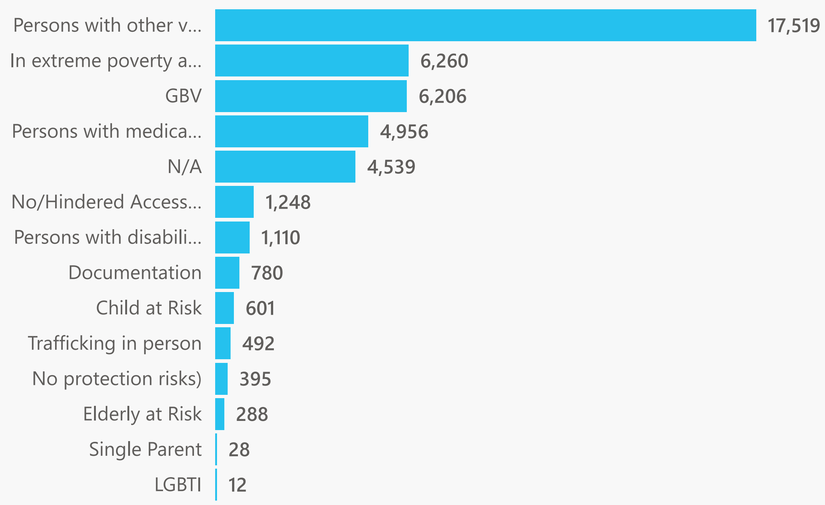

Number of Individuals Trained

4,368

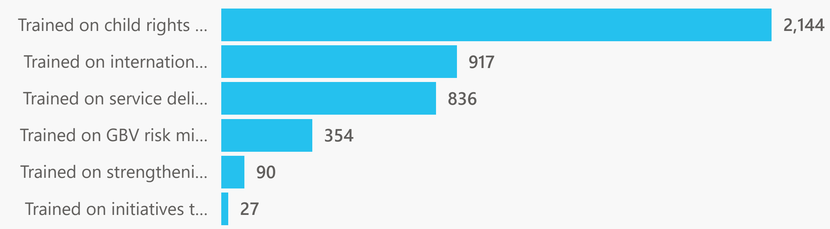

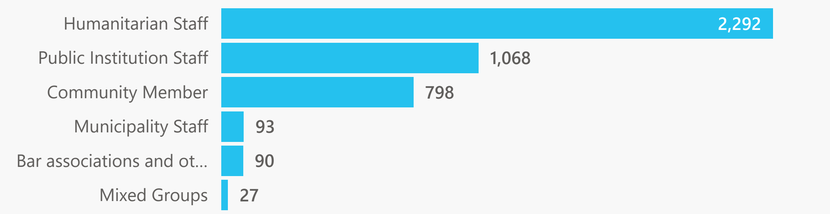

Number of Individuals Reached with Information Dissemination or Awareness Raising

274,762

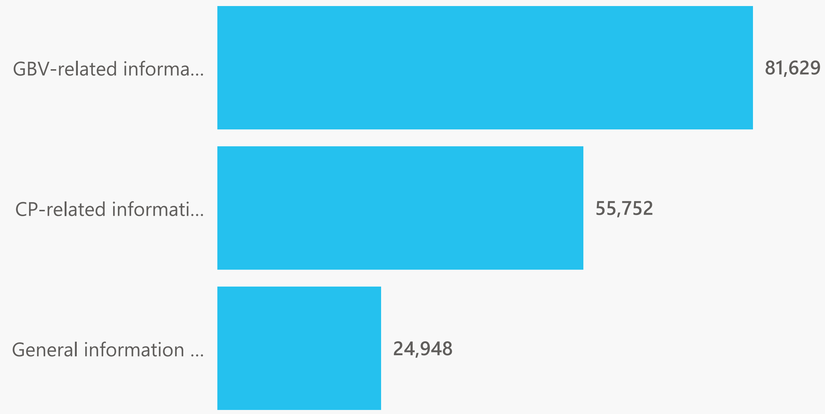

Location: All | Month: All | Appeal: All | Nationality: All | EQ Response Activity: All

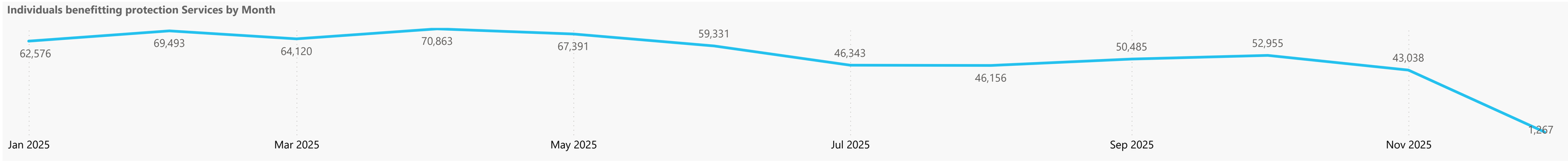

Reporting Agencies

ASAM | CARE... | DDD | Gazia... | GOA... | Hand... | Hata... | Hum... | ICMPD | IOM | Kilis- ... | LEAP... | Maya... | NSPPL | Qata... | REALs | SAMS | Sanli... | SARD | Save ... | STL | TARDE | TKV | TRC | UNFPA | UNH... | UNIC... | Worl... | Yedi ... | Yeryü... | YSF | Zero ...

Supporting Agencies

ASAM | CARE In... | Caritas L... | DRC | GOAL In... | Hand in ... | Human ... | ICMPD | IOM | LEAP N... | Maya Fo... | MDM | Qatar C... | REALs | Relief In... | SAMS | SARD | Save the... | Solidar ... | UNFPA | UNHCR | UNICEF | World H... | Yedi Bas... | Yeryüzü ...

Source: *PWG, ActivityInfo* ***Feedback***: *IMTurkey@unhcr.org*

**The number of beneficiaries reached is calculated by summing indicators selected by the sectors; there may be duplications.*

Southeast Türkiye Protection Sector Achievements - 2025

as of December 2025

Inter-Agency Coordination Türkiye

Location	Month	Appeal	EQ Response Activity	Nationality
All	All	3RP	All	All

Indicator Family	January	February	March	April	May	June	July	August	September
1.1.1 # of individuals trained on international protection, rights, services and available assistance	236	84	119	67	129	183	40		
1.4.1 # of refugees/vulnerable host community members provided with individual legal support (legal aid and counsel)	1,829	1,909	1,566	1,388	1,317	1,512	1,578	1,747	1,473
1.4.2 # of individuals trained on strengthening legal aid mechanisms for refugees (bar associations and other stakeholders)	31			30	29				
2.1.1 # of individuals benefitting from protection activities	20,896	26,862	24,354	20,142	18,257	22,768	15,377	14,139	16,900
2.1.2 # of individuals with specific needs/vulnerabilities assessed and identified with protection needs	5,141	6,054	3,933	2,264	2,284	3,473	2,439	2,964	1,781
2.1.3 # referrals (of individuals with protection needs) to specialized/multisectoral services	2,674	2,100	2,033	1,563	1,480	1,460	1,394	1,378	1,453
2.1.4 # of individuals receiving cash/in-kind assistance to meet their protection needs	641	1,560	5,699	1,203	473	11,403	272	1,359	999
2.1.5 # of individual receiving psycho-social support	1,581	3,223	1,287	1,588	1,968	1,403	2,914	1,479	1,554
2.2.1 # of individuals reached through information campaigns and awareness-raising on rights, entitlements, services, assistance including as related to return procedures and conditions	3,240	3,902	4,001	1,751	1,279	4,949	716	947	412
2.3.1 # of individuals engaged in sustained and structured mobilization efforts and empowerment programmes	228	409	120	135	132	252	262	624	128
2.5.1 # of refugee and host community members participating in one-off events specific to social cohesion	364	151	73	5,195	313	226	115	215	207
2.5.2 # of refugee and host community members participating in structured and sustained programmes specific to social cohesion	20,624	16,974	16,570	24,481	28,614	17,937	409	374	120
3.1.1 # of individual Gender-Based Violence (GBV) survivors and those at risk assessed	469	711	788	772	634	358	367	247	449
3.1.2 # of individual GBV survivors provided with GBV specific response services	320	940	673	589	441	313	419	342	528
3.1.3 # of individual GBV survivors referred to multi-sectoral GBV specific response services	140	128	177	139	211	126	156	134	120
3.2.1 # of individuals reached through GBV-related information campaigns and activities to raise public awareness on rights, entitlements and assistance for prevention, mitigation and response to GBV	7,387	11,191	7,734	8,746	7,582	4,190	6,730	5,077	6,561
4.1.1 # of children assessed for protection risks	3,354	6,786	5,533	4,474	5,013	3,930	2,639	3,641	4,479
4.1.2 # of children identified to be at risk	1,021	4,391	5,212	4,481	4,076	2,178	1,891	1,727	2,885
4.1.3 # of children referred to specialised/multi-sectoral services	2,471	2,900	2,208	3,848	2,572	1,469	2,366	2,259	2,590
4.2.1 # of children participating in structured and sustained community based child protection programmes	446	1,402	326	154	185	981	7	937	18
4.2.2 # of children participating in structured, sustained child protection or psycho-social support programmes (individuals and in groups)	1,231	2,286	4,894	6,074	4,393	9,063	2,258	2,148	2,272
4.2.3 # of individuals reached with positive parenting programmes	1,262	785	1,678	1,841	827	2,749	688	2,621	1,248
4.2.4 # of individuals reached through information campaigns and awareness-raising initiatives on child rights and protection	5,209	6,548	5,941	6,042	5,703	3,600	5,347	4,015	4,263
4.3.1 # of individuals reached with technical capacity development initiatives (including trainings) on child rights and protection	79	37	477	209	345	213	23	140	263
Total	**80,874**	**101,333**	**95,396**	**97,176**	**88,257**	**94,736**	**48,407**	**48,514**	**50,703**

Reporting Agencies

ASAM | CARE I... | Gaziant... | GOAL I... | Hand i... | Hatay ... | Human... | IOM | Kilis- Pr... | LEAP N... | Maya F... | Qatar C... | REALs | SAMS | Sanliur... | SARD | STL | TARDE | TKV | TRC | UNFPA | UNHCR | World ... | Yedi Ba... | YSF | Zero Di...

Supporting Agencies

ASAM | CARE Inter... | Caritas Lux... | DRC | GOAL Inter... | Hand in Ha... | Human Ap... | IOM | LEAP NGO | Maya Foun... | Qatar Chari... | REALs | SAMS | Save the C... | Solidar Sui... | UNFPA | UNHCR | UNICEF | World Hu... | Yedi Basak

Source: *PWG, ActivityInfo* ***Feedback***: *IMTurkey@unhcr.org*

**The number of beneficiaries reached is calculated by summing indicators selected by the sectors; there may be duplications.*

Protection Sector Achievements - Gaziantep - 2024

as of December 2025

Inter-Agency Coordination Türkiye

# of Beneficiaries by Location

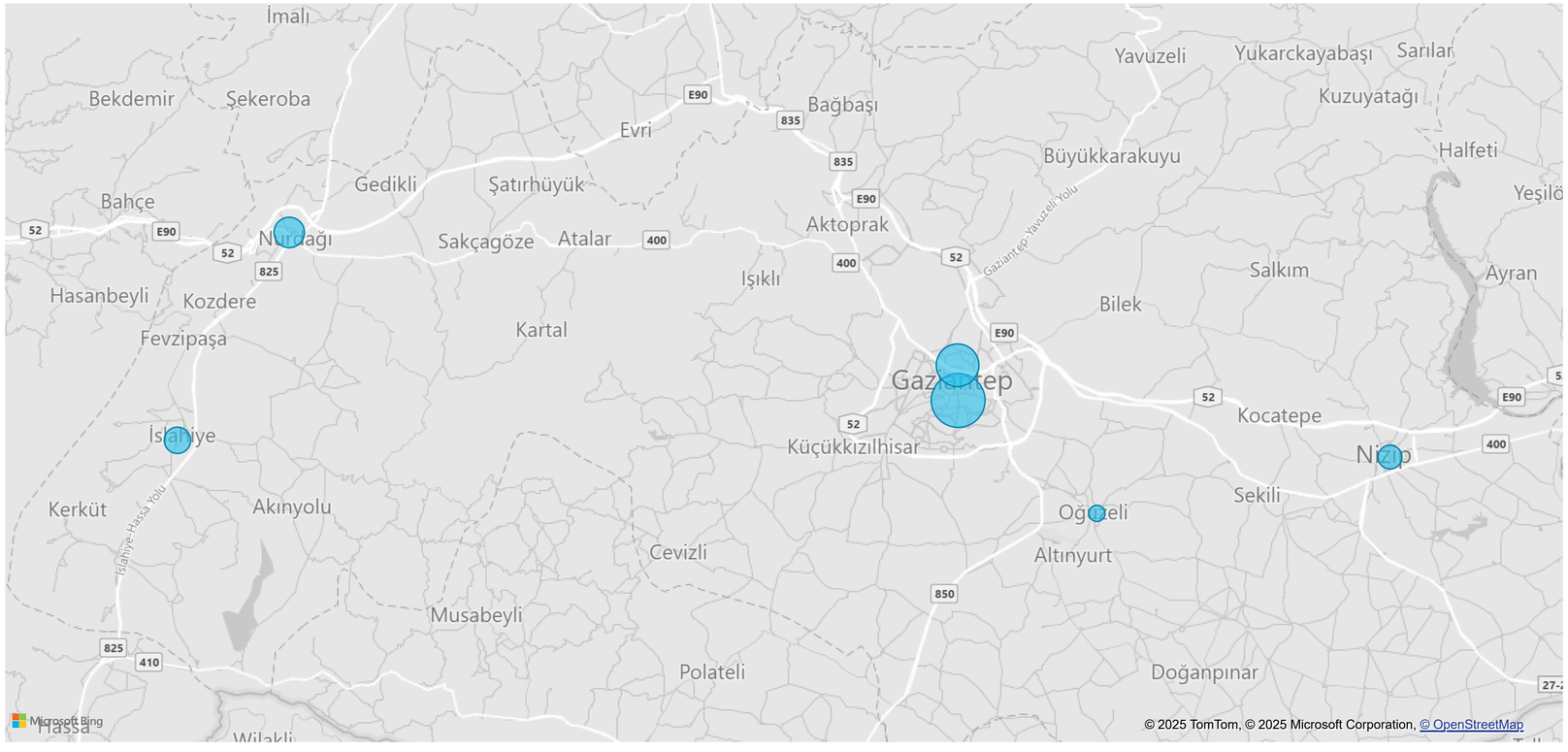

Individuals benefitting protection Services by Month

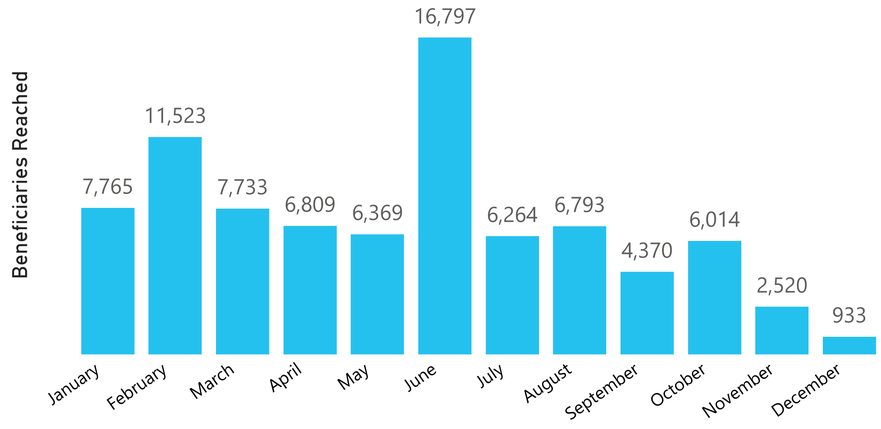

43,312
Number of individuals benefitting from protection activities

20,172
Number of individuals with specific needs/vulnerabilities assessed and identified with protection n

Location: All

Month: All

Breakdown of Beneficiaries by Gender*

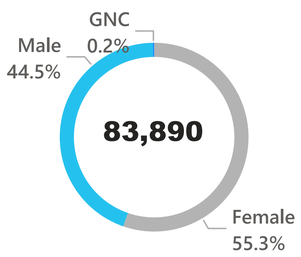

Breakdown of Beneficiaries by Nationality*

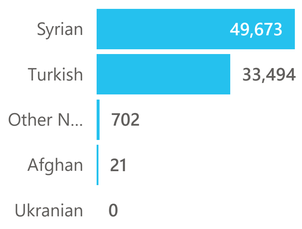

6,033
Number referrals (of individuals with protection needs) to specialized/multisectoral

770
# of individual GBV survivors provided with GBV specific response services

738
# of individual GBV survivors and those at risk assessed

15,507
Number of individuals receiving cash/in-kind assistance to meet their protection needs

Appeal: All

EQ Response Activity: All

Nationality: All

9
# of children assessed for protection needs

10,099
# of children participating in structured, sustained child protection or psycho-social support progr

5,790
# of individuals provided with individual legal support

281
# of individuals trained on international protection, rights, services and available assistance

Reporting Agencies

ASAM	CARE Interna...	Gaziantep- ...	GOAL Interna...	Human Appeal	ICMPD	IOM	Qatar Charity	SAMS	TKV	TRC	UNFPA	UNHCR	UNICEF	Yedi Basak	Yeryüzü Çocu...	YSF

Supporting Agencies

CARE International	GOAL International	Human Appeal	ICMPD	IOM	Qatar Charity	SAMS	UNFPA	UNHCR	UNICEF	Yedi Basak	Yeryüzü Çocukları De...

Source: *PWG, ActivityInfo* *Feedback*: *IMTurkey@unhcr.org*

**The number of beneficiaries reached is calculated by summing indicators selected by the sectors; there may be duplications.*

Protection Sector Achievements - Hatay - 2024

as of December 2025

Inter-Agency Coordination Türkiye

# of Beneficiaries by Location

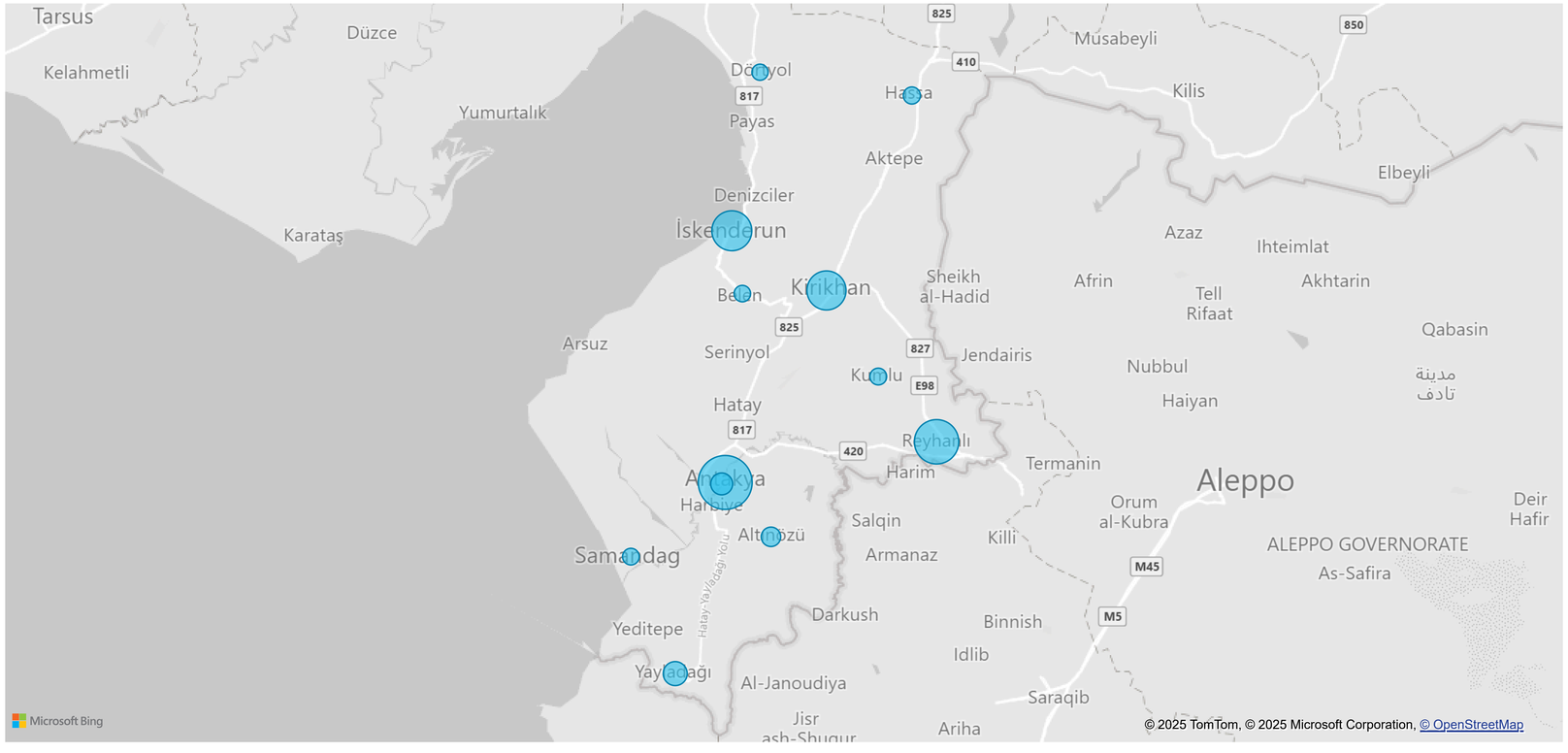

Individuals benefitting protection Services by Month

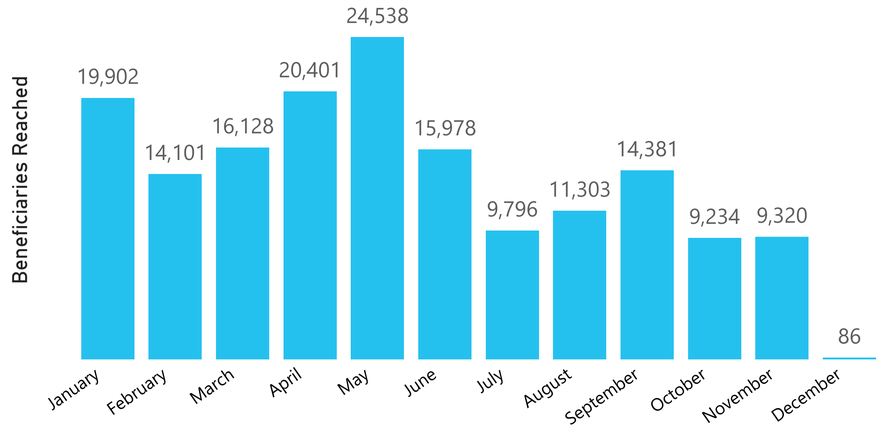

36,702
Number of individuals benefitting from protection activities

11,565
Number of individuals with specific needs/vulnerabilities assessed and identified with protection n

Location: All

Month: All

Breakdown of Beneficiaries by Gender*

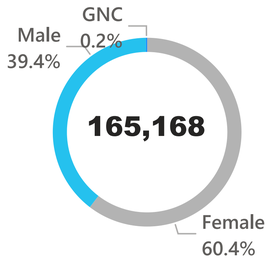

Breakdown of Beneficiaries by Nationality*

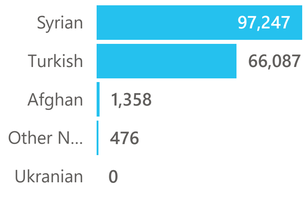

5,598
Number referrals (of individuals with protection needs) to specialized/multisectoral

733
# of individual GBV survivors provided with GBV specific response services

1,059
# of individual GBV survivors and those at-risk assessed

4,971
Number of individuals receiving cash/in-kind assistance to meet their protection needs

91
# of children assessed for protection needs

7,824
# of children participating in structured, sustained child protection or psycho-social support progr

3,357
# of individuals provided with individual legal support

779
# of individuals trained on international protection, rights, services and available assistance

Appeal: All

EQ Response Activity: All

Nationality: All

Reporting Agencies

ASAM | CARE Inte... | DDD | GOAL Inte... | Hand in H... | Hatay Me... | Human A... | ICMPD | IOM | Maya Fou... | NSPPL | Qatar Cha... | Save the ... | STL | TARDE | TKV | TRC | UNHCR | World Hu... | Yeryüzü Ç... | YSF

Supporting Agencies

ASAM | CARE Interna... | DRC | GOAL Intern... | Hand in Hand | Human App... | ICMPD | IOM | Maya Found... | MDM | Qatar Charity | Relief Intern... | Save the Chil... | UNFPA | UNHCR | UNICEF | World Huma... | Yeryüzü Çoc...

Source: PWG, ActivityInfo *Feedback*: IMTurkey@unhcr.org

**The number of beneficiaries reached is calculated by summing indicators selected by the sectors; there may be duplications.*

Protection Sector Achievements - Kahramanmaras - 2024

as of December 2025

Inter-Agency Coordination Türkiye

of Beneficiaries by Location

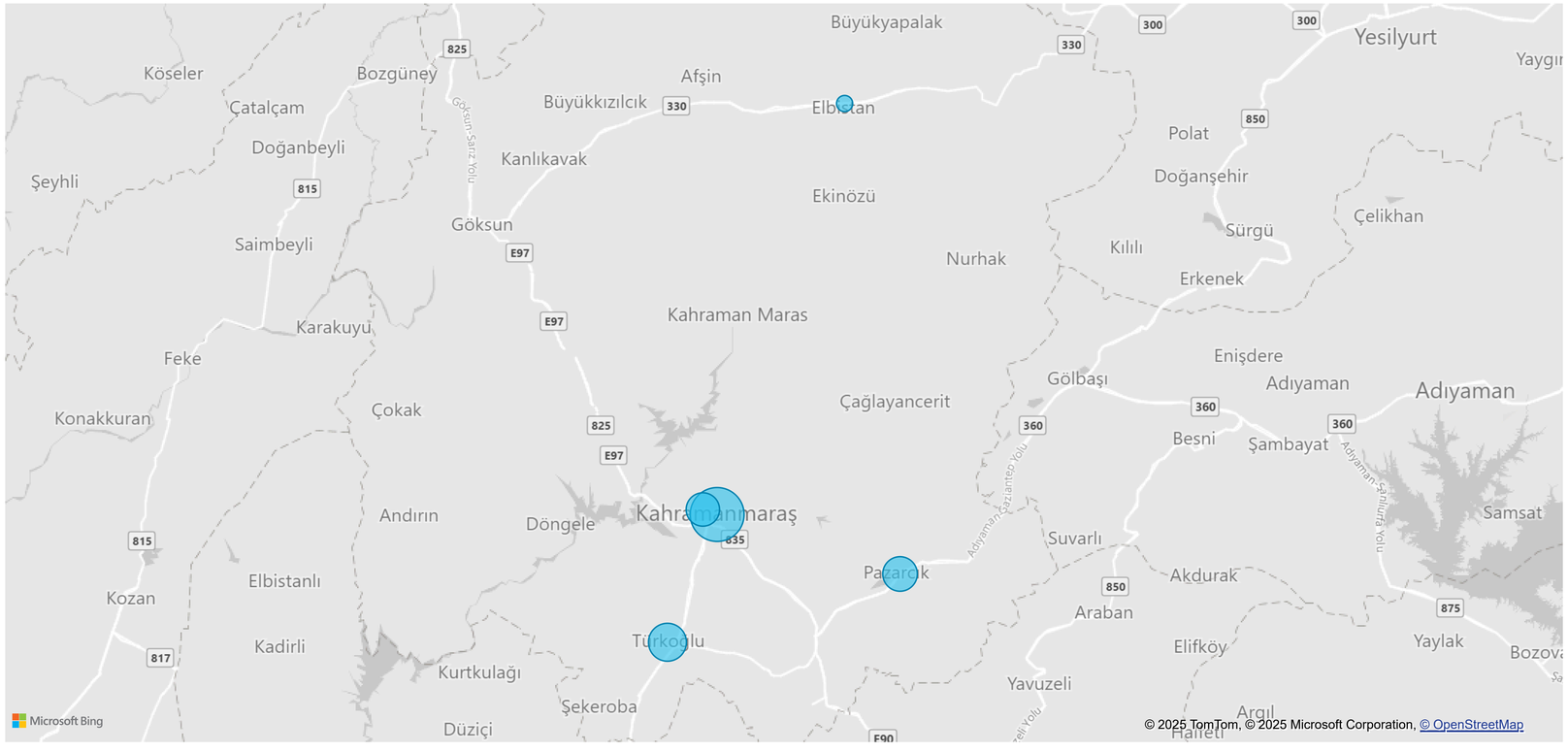

Individuals benefitting protection Services by Month

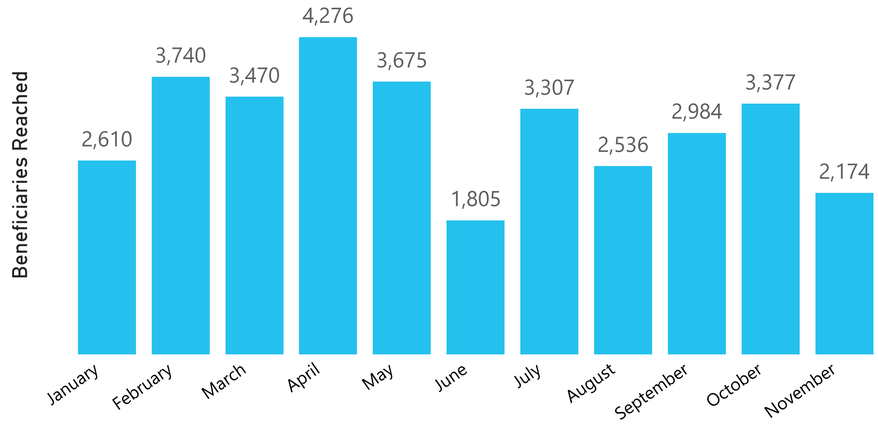

12,787
Number of individuals benefitting from protection activities

1,959
Number of individuals with specific needs/vulnerabilities assessed and identified with protection n

Location: All

Month: All

Breakdown of Beneficiaries by Gender*

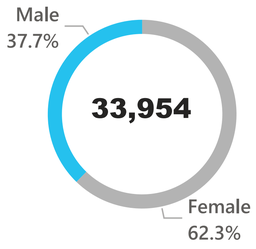

Breakdown of Beneficiaries by Nationality*

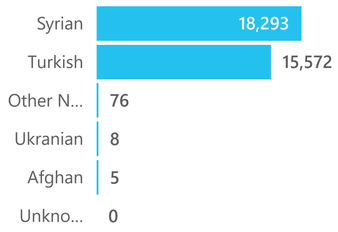

Appeal: All

EQ Response Activity: All

Nationality: All

898
Number referrals (of individuals with protection needs) to specialized/multisectoral

1,161
# of individual GBV survivors provided with GBV specific response services

285
# of individual GBV survivors and those at risk assessed

234
Number of individuals receiving cash/in-kind assistance to meet their protection needs

11
# of children assessed for protection needs

3,397
# of children participating in structured, sustained child protection or psycho-social support progr

212
# of individuals provided with individual legal support

258
# of individuals trained on international protection, rights, services and available assistance

Reporting Agencies

ASAM | Human Appeal | ICMPD | TARDE | TRC | UNHCR | YSF

Supporting Agencies

Human Appeal | ICMPD | UNHCR | UNICEF

Source: PWG, ActivityInfo **Feedback**: *IMTurkey@unhcr.org*

**The number of beneficiaries reached is calculated by summing indicators selected by the sectors; there may be duplications.*

Protection Sector Achievements - Malatya - 2024

as of December 2025

Inter-Agency Coordination Türkiye

of Beneficiaries by Location

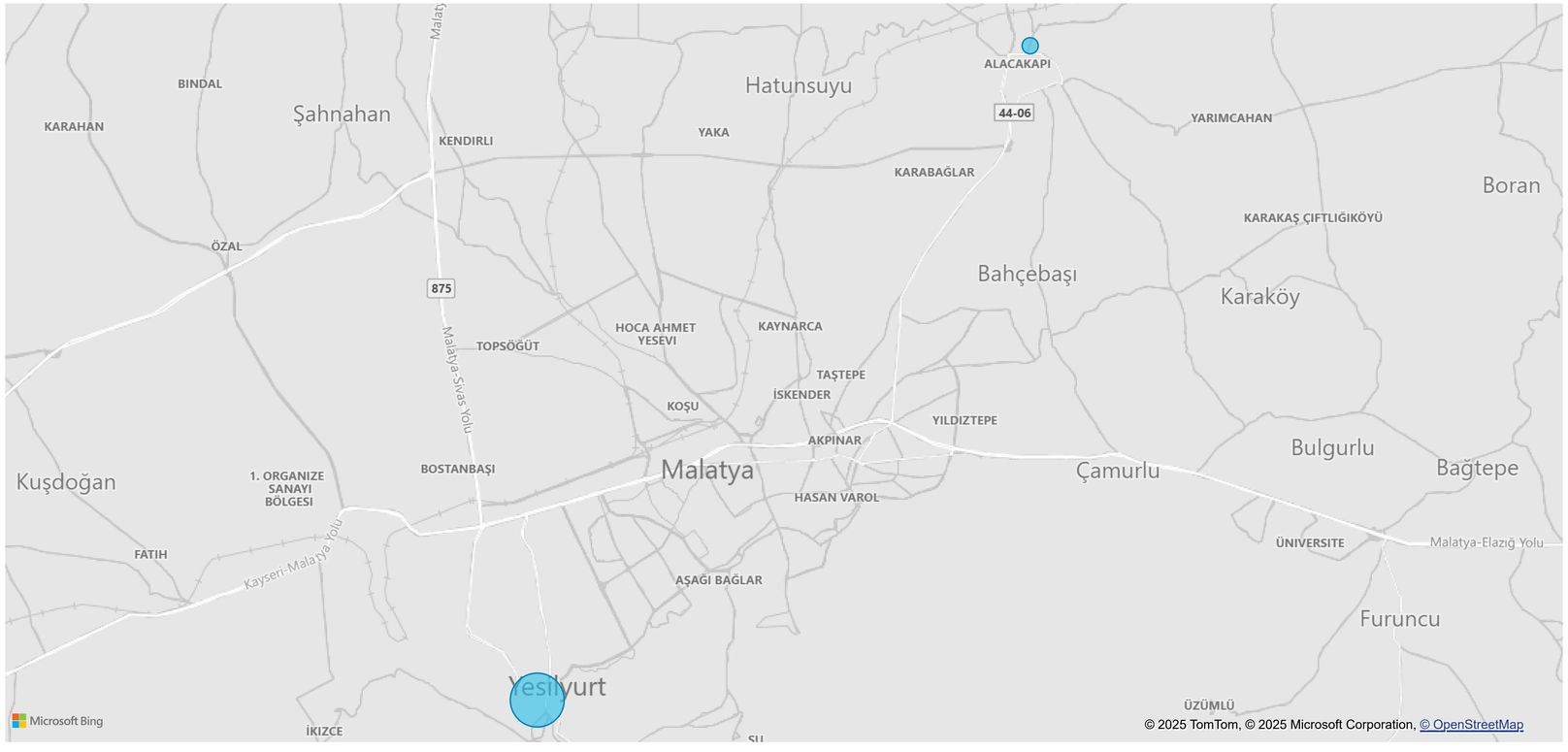

Individuals benefitting protection Services by Month

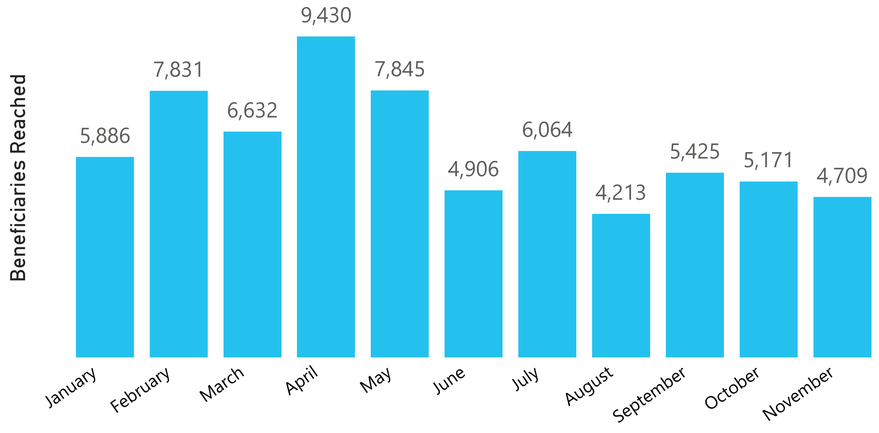

25,754
Number of individuals benefitting from protection activities

3,461
Number of individuals with specific needs/vulnerabilities assessed and identified with protection n

Location: All

Month: All

Breakdown of Beneficiaries by Gender*

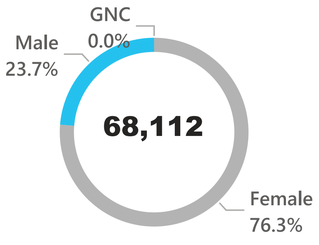

Breakdown of Beneficiaries by Nationality*

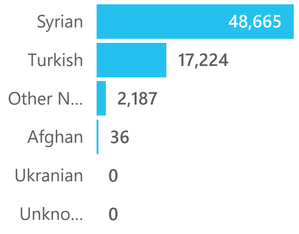

Appeal: All

EQ Response Activity: All

Nationality: All

531
Number referrals (of individuals with protection needs) to specialized/multisectoral

616
# of individual GBV survivors provided with GBV specific response services

842
# of individual GBV survivors and those at risk assessed

42
Number of individuals receiving cash/in-kind assistance to meet their protection needs

249
# of children assessed for protection needs

3,855
# of children participating in structured, sustained child protection or psycho-social support progr

1,888
# of individuals provided with individual legal support

257
# of individuals trained on international protection, rights, services and available assistance

Reporting Agencies

ASAM | ICMPD | IOM | TARDE | TRC | UNFPA | UNHCR | YSF

Supporting Agencies

ICMPD | IOM | UNFPA | UNHCR | UNICEF

Source: PWG, ActivityInfo **Feedback**: *IMTurkey@unhcr.org*

**The number of beneficiaries reached is calculated by summing indicators selected by the sectors; there may be duplications.*

Protection Sector Achievements - Adiyaman - 2024

as of December 2025

Inter-Agency Coordination Türkiye

# of Beneficiaries by Location

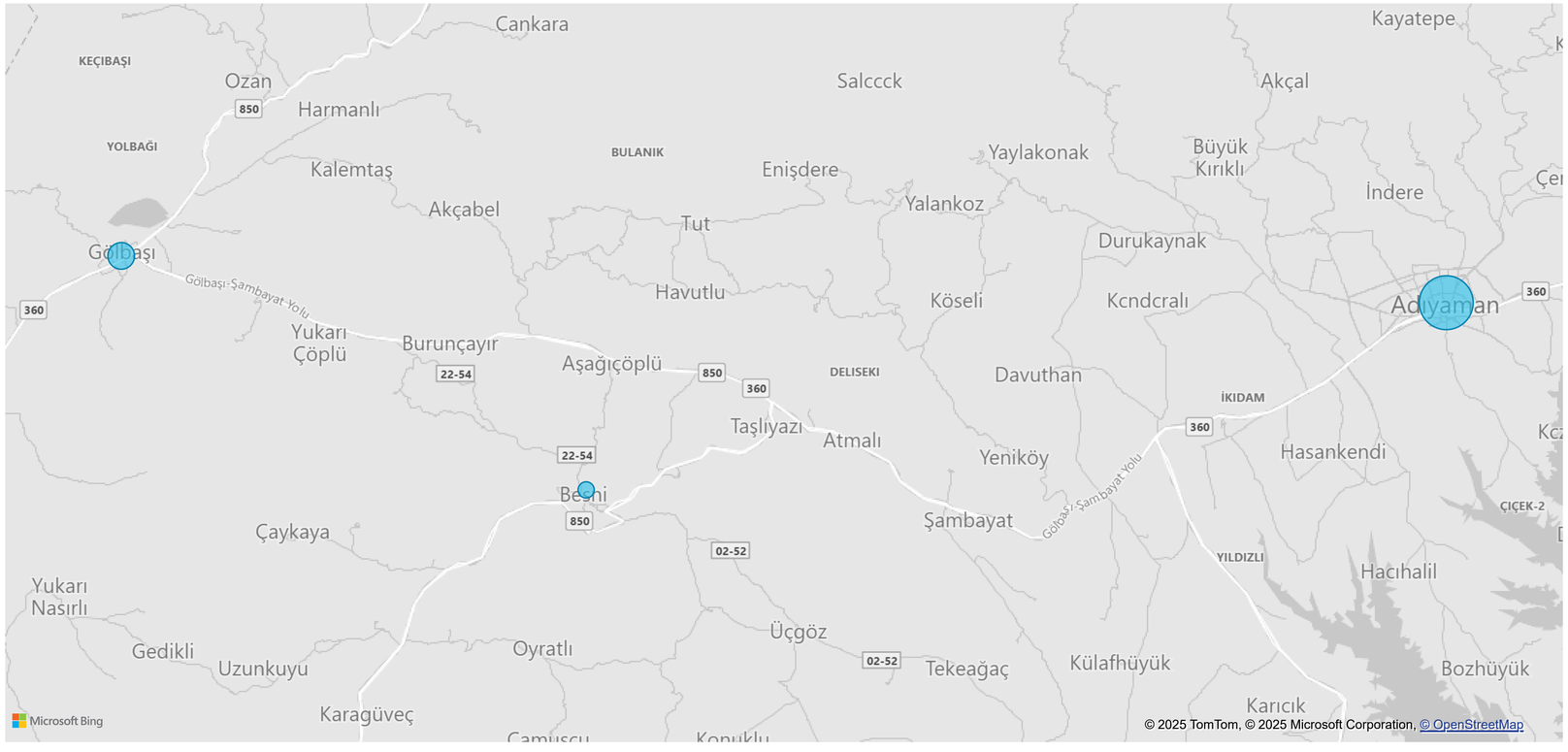

Individuals benefitting protection Services by Month

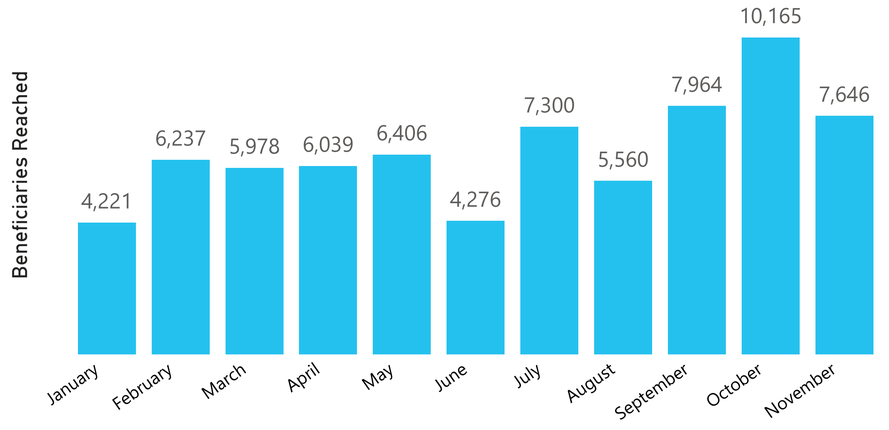

28,354
Number of individuals benefitting from protection activities

2,223
Number of individuals with specific needs/vulnerabilities assessed and identified with protection n

Location: All

Month: All

Breakdown of Beneficiaries by Gender*

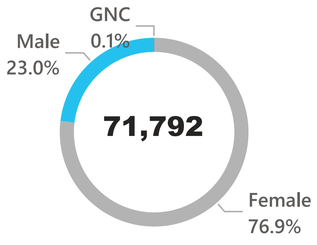

Breakdown of Beneficiaries by Nationality*

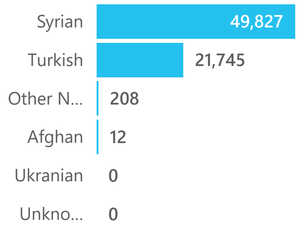

47
Number referrals (of individuals with protection needs) to specialized/multisectoral

722
# of individual GBV survivors provided with GBV specific response services

2,012
# of individual GBV survivors and those at risk assessed

56
Number of individuals receiving cash/in-kind assistance to meet their protection needs

29
# of children assessed for protection needs

5,284
# of children participating in structured, sustained child protection or psycho-social support progr

27
# of individuals provided with individual legal support

358
# of individuals trained on international protection, rights, services and available assistance

Appeal: All

EQ Response Activity: All

Nationality: All

Reporting Agencies

ASAM | Maya Foundation | SARD | TARDE | TKV | TRC | UNFPA | UNHCR | YSF | Zero Discrimination Asso...

Supporting Agencies

Caritas Luxembourg | Maya Foundation | SARD | Solidar Suisse | UNFPA | UNHCR | UNICEF

Source: PWG, ActivityInfo *Feedback*: IMTurkey@unhcr.org

**The number of beneficiaries reached is calculated by summing indicators selected by the sectors; there may be duplications.*

Southeast Türkiye Protection Sector Achievements - 2024

as of December 2024

Inter-Agency Coordination Türkiye

# of Beneficiaries by Location

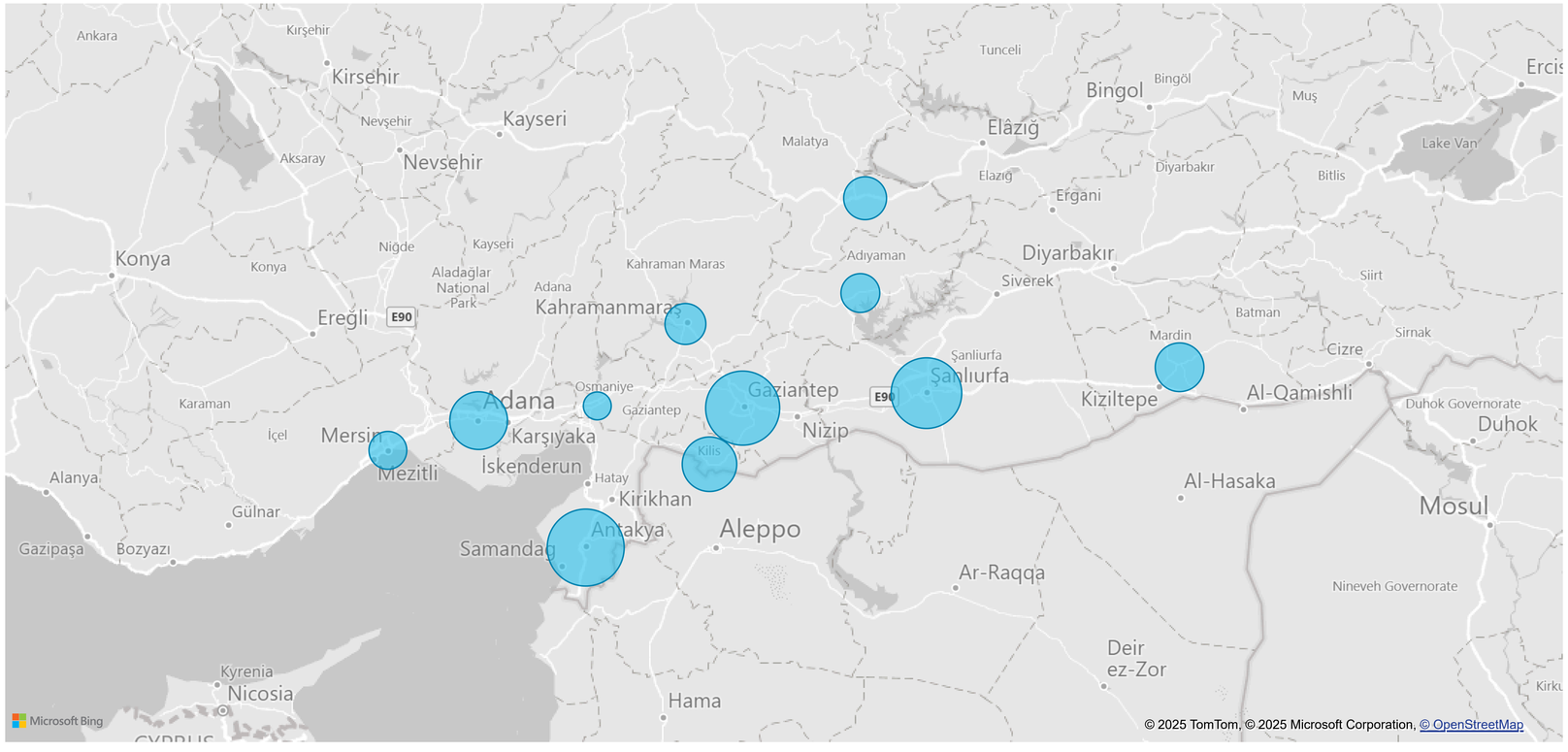

Individuals benefitting protection Services by Month

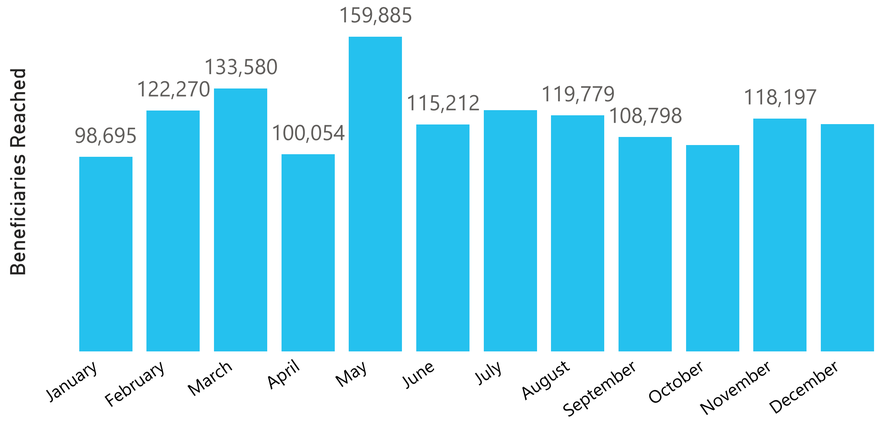

466,508
Number of individuals benefitting from protection activities

250,556
Number of individuals with specific needs/vulnerabilities assessed and identified with protection n

Location: All

Month: All

Breakdown of Beneficiaries by Gender*

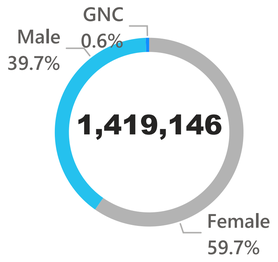

Breakdown of Beneficiaries by Nationality*

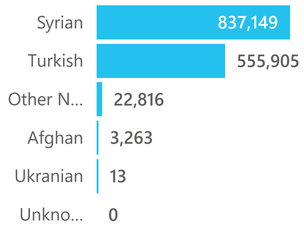

39,435
Number referrals (of individuals with protection needs) to specialized/multisectoral services

8,888
# of individual GBV survivors provided with GBV specific response services

15,825
# of individual GBV survivors and those at risk assessed

40,188
Number of individuals receiving cash/in-kind assistance to meet their protection needs

129,022
# of children assessed for protection needs

75,433
# of children participating in structured, sustained child protection or psycho-social support progr

36,011
# of individuals provided with individual legal support

11,821
# of individuals trained on international protection, rights, services and available assistance

Appeal: All

EQ Response Activity: All

Nationality: All

Reporting Agencies

AHF	CARE Inter...	DRC	EVSAD	GOAL Inter...	Hatay Metr...	IGAM	Kilis- Provi...	LWA	NSPPL	REALs	Sanliurfa ...	Save the C...	SEVKAR	STL	TKV	UNFPA	UOSSM Tu...	Yeryüzü Ço...	Zer...
ASAM	DDD	ELAF	Gaziantep-...	Hand in Ha...	Human Ap...	IOM	LEAP NGO	Maya Foun...	Qatar Char...	SAMS	SARD	SENED Org...	SRP	TARDE	TRC	UNHCR	WHH	YSF	

Supporting Agencies

AFAD	ASAM	CARE...	Carit...	Cord...	DRC	ECH...	ELAF	GOA...	Hand...	Hum...	IGAM	IOM	IRC	LEAP ...	LWA	Maya...	MDM	MoNE	Oxfa...	Qatar...	REALs	Relief...	SAMS	Save ...	SENE...	Shan...	Solid...	UNFPA	UNH...	UNIC...	WHH	Yeryü...

Source: PWG, ActivityInfo *Feedback*: IMTurkey@unhcr.org

**The number of beneficiaries reached is calculated by summing indicators selected by the sectors; there may be duplications.*

Southeast Türkiye Protection Sector Achievements - 2023

as of December 2023

Inter-Agency Coordination Türkiye

of Beneficiaries by Location

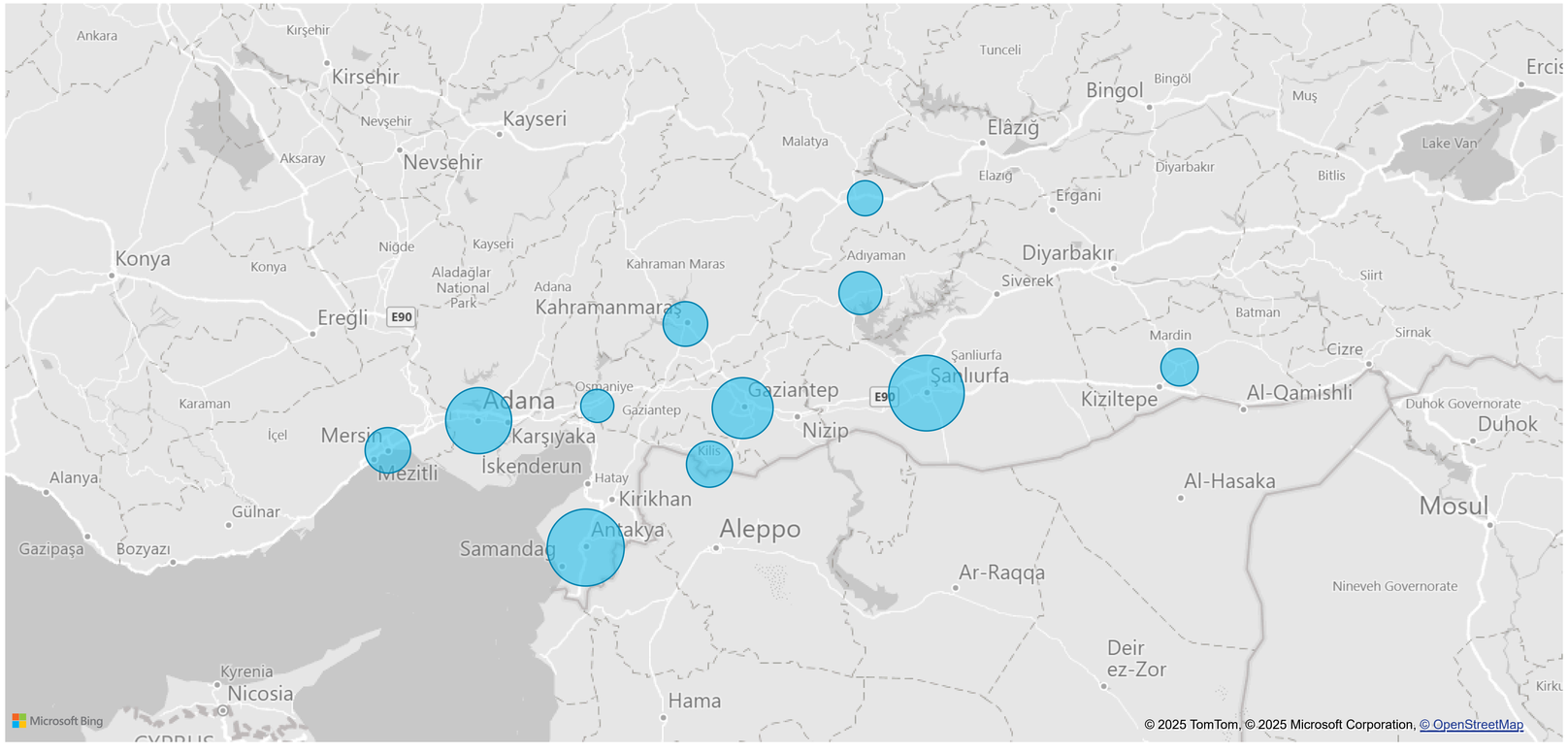

Individuals benefitting protection Services by Month

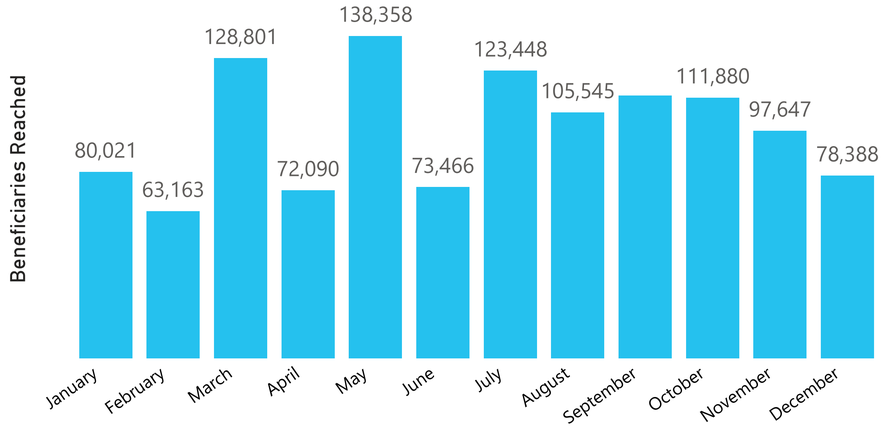

421,571
Number of individuals benefitting from protection activities

262,109
Number of individuals with specific needs/vulnerabilities assessed and identified with protection n

Location: All

Month: All

Breakdown of Beneficiaries by Gender*

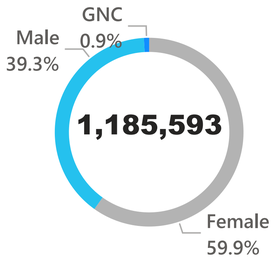

Breakdown of Beneficiaries by Nationality*

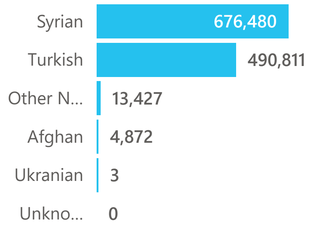

74,804
Number referrals (of individuals with protection needs) to specialized/multisectoral services

9,710
# of individual GBV survivors provided with GBV specific response services

66,665
# of individual GBV survivors and those at risk assessed

112,383
Number of individuals receiving cash/in-kind assistance to meet their protection needs

84,212
# of children assessed for protection needs

70,301
# of children participating in structured, sustained child protection or psycho-social support progr

30,708
# of individuals provided with individual legal support

5,112
# of individuals trained on international protection, rights, services and available assistance

Appeal: All

EQ Response Activity: All

Nationality: All

Reporting Agencies

ASAM | Bon... | CAR... | Con... | DRC | ELAF | EVS... | Gazi... | GOA... | Gok... | IGAM | IOM | Kaos... | Kilis... | LEA... | Mal... | Mer... | Mult... | NSPPL | REALs | SAMS | Sanli... | Save... | STL | Taka... | TAR... | TKV | TRC | UNF... | UN... | UN... | UOS... | WHH | YSF | YSYD

Supporting Agencies

ASAM | Bar Ass... | CARE I... | Caritas ... | Concer... | DRC | ECHO ... | ELAF | GOAL I... | IGAM | IOM | LEAP N... | Mercy ... | MoIT | REALs | Relief I... | SAMS | Save th... | STL | Takaful ... | UNFPA | UNHCR | UNICEF | UNWo... | WHH | WHO | YSYD

Source: PWG, ActivityInfo *Feedback*: IMTurkey@unhcr.org

**The number of beneficiaries reached is calculated by summing indicators selected by the sectors; there may be duplications.*