BURUNDI

Influx of people from eastern DR Congo

(as of 27 December 2025)

Following the massive influx of Congolese refugees into Burundi, fleeing violent clashes in South Kivu, particularly around Kamanyola, Luvungi, Katogota, and Uvira, the security situation has deteriorated significantly. These clashes have caused a significant influx since December 5, with an estimated **101,448** arriving at the entry points of Buganda, Gatumba, and Rumonge. A counting system is in place to track movements, but the trend indicates a worsening situation requiring urgent mobilization for registration and assistance.

90,790
Estimated **people displaced** by conflict

10,658
Estimated spontaneous **returns of Burundians** from the DRC

62,629
people transferred to the **Busuma site**

Demographic

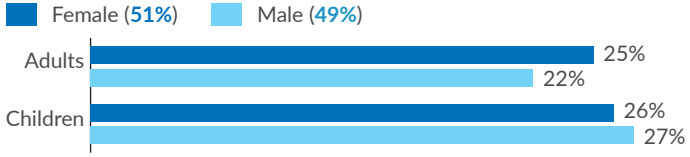

Total new arrivals

Cumulative since 5 Dec. 2025

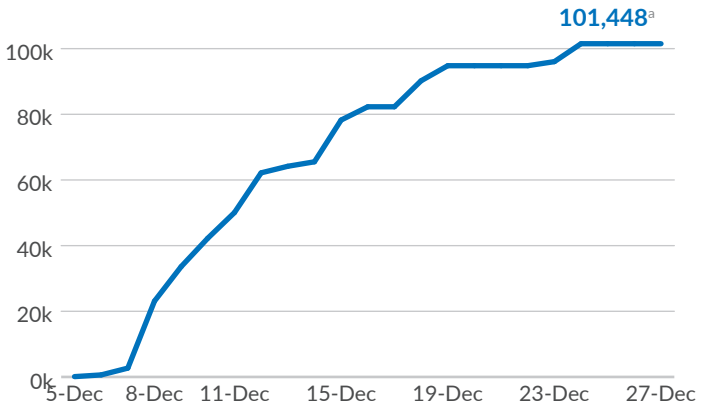

[a]Mixed population including asylum seekers, migrants, returnees, etc.

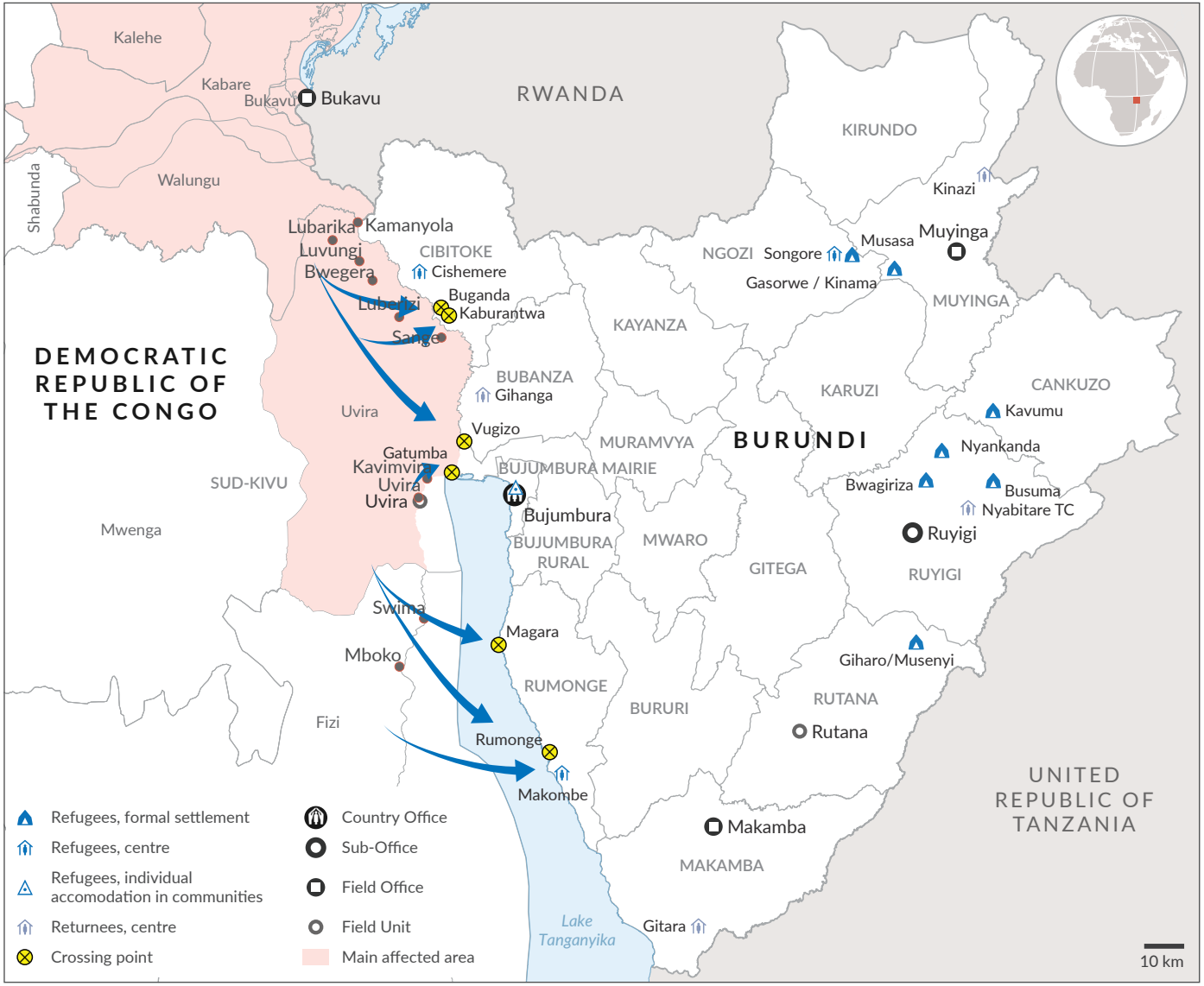

The boundaries and names shown and the designations used on this map do not imply official endorsement or acceptance by the United Nations.

UNHCR Comprehensive Overview of Response to Emergencies

Creation date: 27 Dec 2025 - **Sources:** Government of Burundi, UNHCR - **Feedback:** dimaehagl@unhcr.org

Arrival and relocation

Border entry points

- Rumonge
- Buganda
- Kaburantwa
- Gatumba
- Magara
- Vugizo

Transit Centers/Locations

	New Arrivals since 5 December	Current population
Kansega	37,392	0
Gatumba	26,675	0
Cishemere	5,992	7,868
Makombe	2,330	2,612
Vugizo	4,455	0
Rumonge	11,418	5,181
Magara	2,528	0

Protection

- Identification of protection needs
- Registration level 2
- Protection & border monitoring
- Organisation of relocations
- Family reunification
- Assistance to persons with specific needs

Refugee Camps/Settlement

	Relocated in 2025	Current population
Musenyi	18,067	21,778
Nyankanda	280	12,358
Bwagiriza	235	9,751
Kavumu	457	19,277
Kinama	153	7,333
Musasa	224	8,625
Busuma	62,629	62,629

Partners

- Government of Burundi
- UNHCR
- WFP
- UNICEF
- IOM
- WHO
- UNFPA
- IRC
- MSF
- Burundi Red-Cross
- Social Action for Development
- Healthnet TPO
- Save the Children
- UPHWO
- Safe Inclusion
- COPED
- AIRD
- ACPDH
- CICR
- Spring Communities
- Great at vision Group
- Caritas
- Barreau de Bujumbura

Statistics on persons transferred to Bweru

62,629
people transferred to the **Bweru** site

49%
of households' focal points are **women**

Area of origin

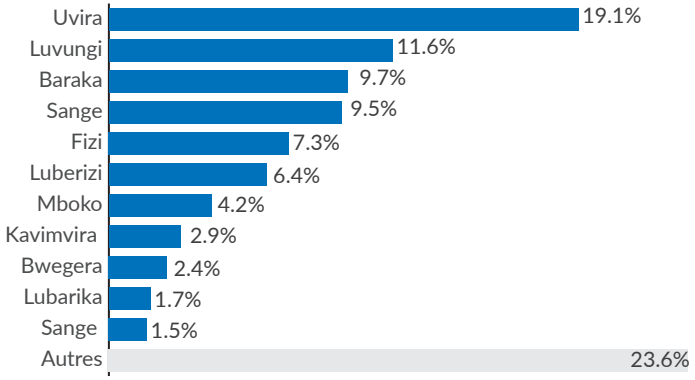

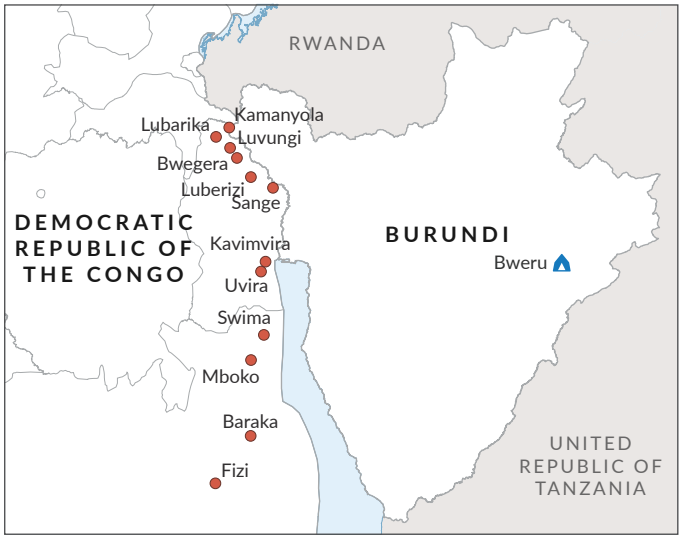
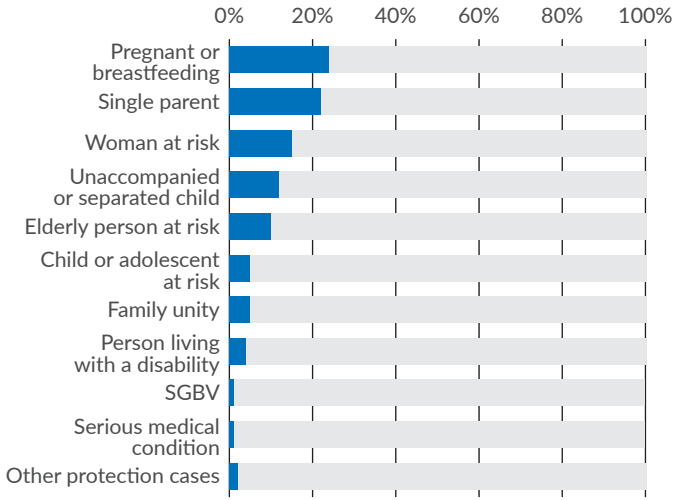
Families with special needs