UNHCR Libya

108,455 Individuals | **46,541** Cases | **2.33** AVG Case Size

Registration Dashboard
1 January 2026

Legal Status: All
Urban or DC: All
Gender: All
Mantika: All

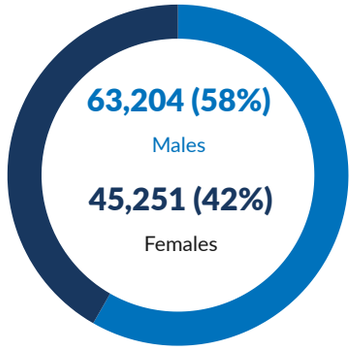

22,622 (21%) Boys
39,232 (36%) Men
24,130 (22%) Single Males
1,350 (1%) Elderly Men (60+)

19,948 (18%) Girls
24,456 (23%) Women
2,957 (3%) Single Females
847 (1%) Elderly Women (60+)

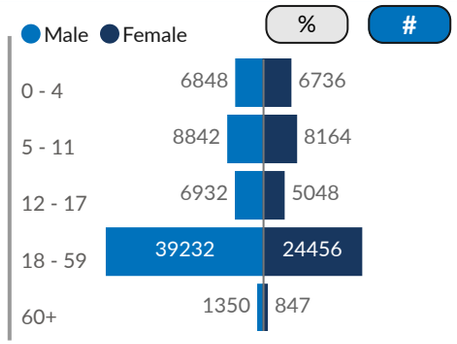

Place of Residence

Mantika	# of Individuals	% of Individuals
Tripoli	46,734	43.09%
Aljfara	27,682	25.52%
Misrata	9,405	8.67%
Azzawya	7,231	6.67%
Zwara	3,906	3.60%
Almargeb	3,781	3.49%
Benghazi	2,837	2.62%
Unknown	2,615	2.41%
Al Jabal Al Gharbi	1,232	1.14%
Ejdabia	587	0.54%
Al Jabal Al Akhdar	458	0.42%
Sebha	350	0.32%
Nalut	240	0.22%
Tobruk	229	0.21%
Murzuq	219	0.20%
Sirt	199	0.18%
Almarj	191	0.18%
Wadi Ashshati	141	0.13%
Ubari	118	0.11%
Alkufra	110	0.10%
Derna	105	0.10%
Aljufra	85	0.08%

New Registration / Closure

Refugee Trends

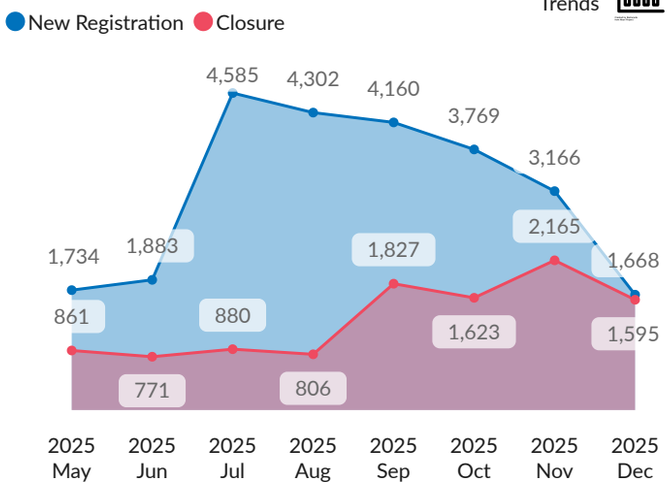

Nationality

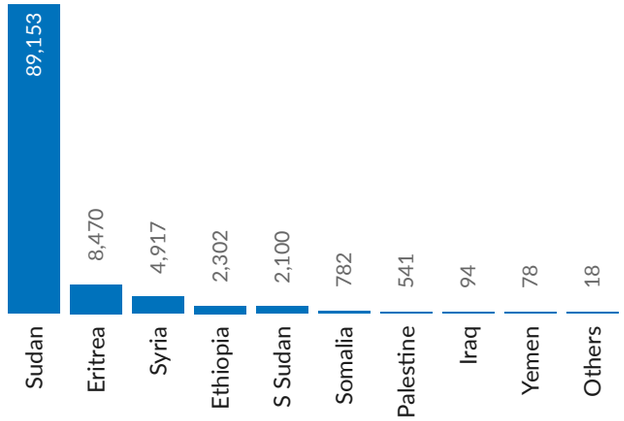

Education level in the country of origin

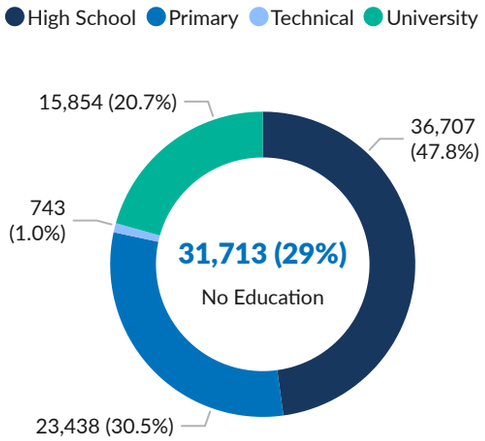

Specific Needs Categories

Categories	Individuals	% Value
Child at risk	15,756	15.66%
Disability	1,902	1.89%
Family unity	2,080	2.07%
Older person at risk	597	0.59%
Serious medical condition	9,590	9.53%
SGBV	3,143	3.12%
Single parent	3,737	3.71%
Specific legal and physical protection needs	52,076	51.76%
Torture	1,694	1.68%
Unaccompanied or separated child	2,263	2.25%
Woman at risk	7,771	7.72%

* Specific needs categories can only be filtered by Nationality

Occupation in the country of origin

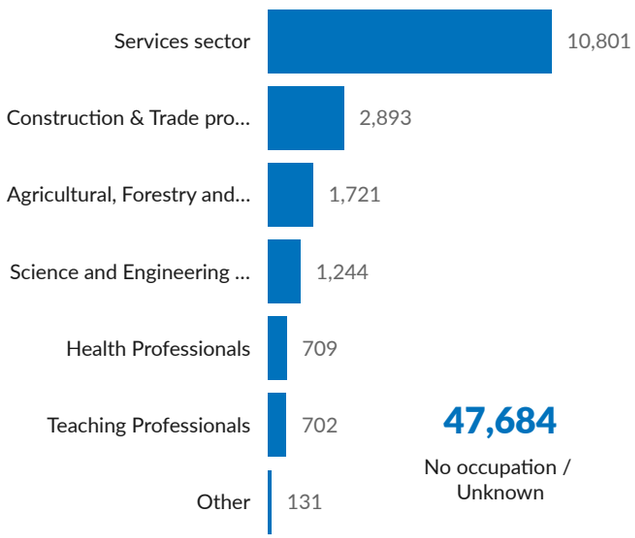

47,684
No occupation / Unknown

* data contains only adult population

Location Map

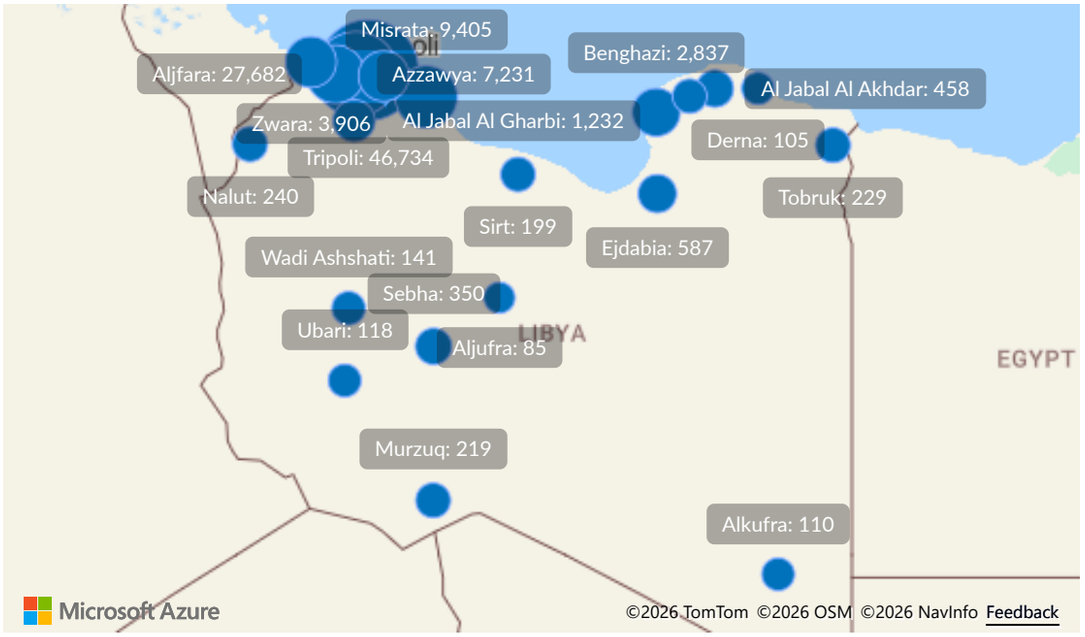

Publication date: 1 January 2026; Source: UNHCR Libya; Contact: lbytunupdate@unhcr.org