Sudan Emergency Response

Vulnerability Profiling of Families

Household Overview

# of Households arrived	# of Households with at least one (1) vulnerable individual	% of Household with at least one (1) vulnerable individual
85,339	14,153	16.6%

Individual Overview

Vulnerabilities

# of Individuals arrived ** Since 21 May	# of individuals with at least one (1) vulnerability	% of individuals with at least one (1) vulnerability
315,311	14,977	4.7%

Interview Date

1/1/2025

12/31/2025

State

All

County

All

Methodology

The profiling of new arrivals for vulnerability is a quick evaluation based on visible and/or self-acknowledged vulnerability and takes place at border crossing points. The profiling is intended to identify those individuals and households who require specific assistance during transit and at final destination. This profiling data collection by RRC-UNHCR-IOM started on 21 May 2023.

Disclaimer

The number of identified vulnerable Households/ Individuals is only indicative, and it covers the borders where UNHCR, IOM and their partners currently have presence.
It is likely that more vulnerable Households are arriving than recorded by the profiling for vulnerable families' tool due to using unofficial border points and/or travelling at night.

*** Numbers should not be interpreted as absolutely representative since, people won't always disclose their vulnerabilities (e.g., GBV)*
*** Numbers on the vulnerability are from the Vulnerability profiling tool, while numbers on the arrivals are from Flow monitoring tool*

Age & Sex breakdown

Female 71% % of Vulnerable individuals (**of total** arrivals)

Male 29% % of Vulnerable individuals (**of total** arrivals)

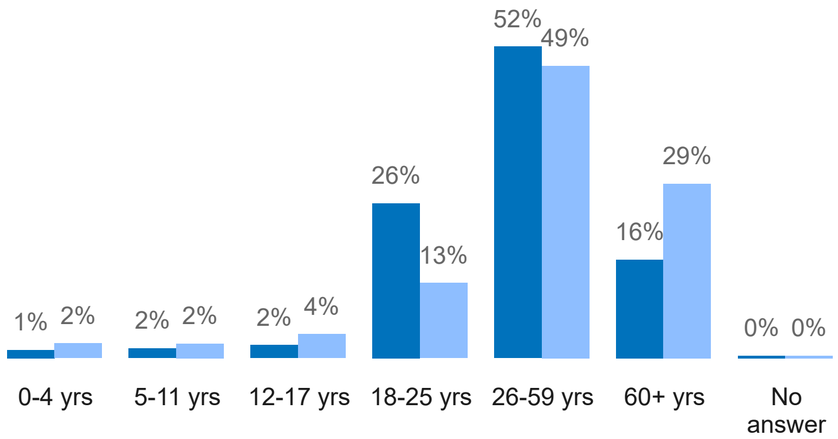

Vulnerability Breakdown

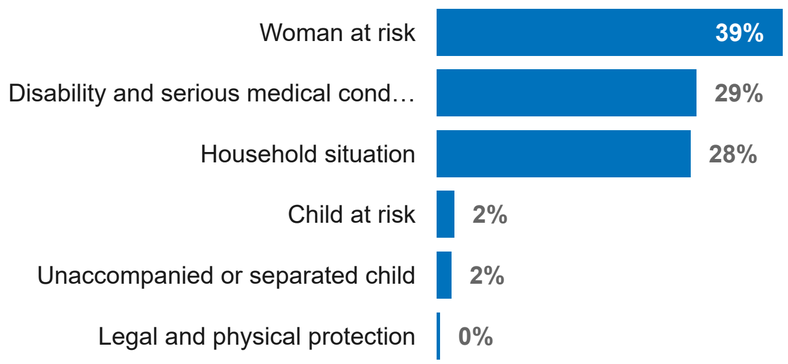

** This graph shows percentage of vulnerable individuals per vulnerability type.
Note: *An individual can have more than one vulnerability.*

Trend (Monthly)

◆# of individual arrivals ◆# of vulnerable individuals

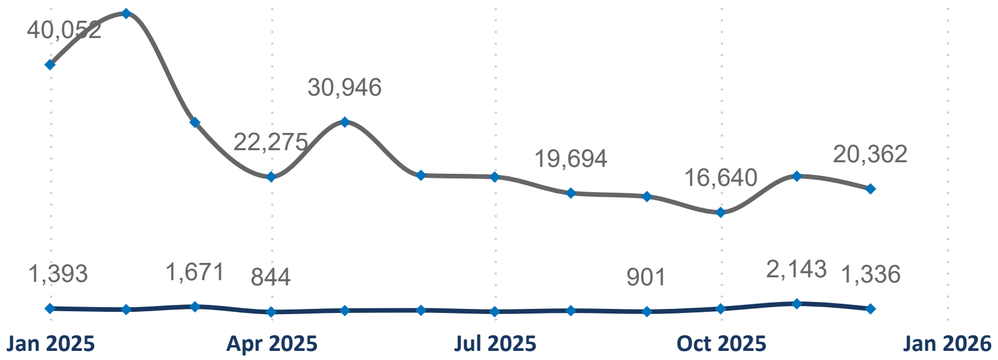

Number of Household Profiled by Top Locations

New Arrivals

Refugee Tracking