SOMALIA

Internal Displacements Monitored by Protection & Return Monitoring Network (PRMN)

December 2025

View the interactive dashboard here: http://prmn-somalia.unhcr.org/

TOTAL DISPLACEMENTS

151,000	664,000	547,000
in December	(Jan - Dec 2025)	(Jan - Dec 2024)

The UNHCR-led PRMN implemented in partnership with NRC reported 151,000 new internal displacements in the month of December 2025. Out of these, 145,000 were caused by drought while 3,000 were due to by conflict or insecurity t. Approximately 3,000 were displaced due to other reasons

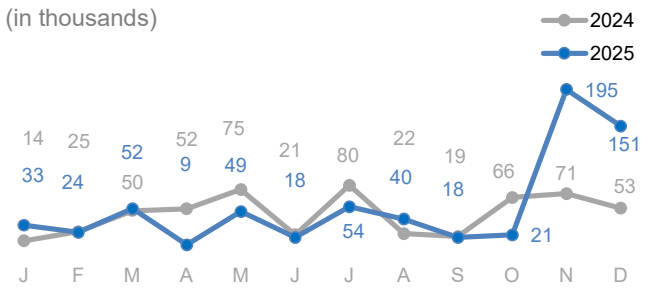

BY REGION (Jan - Dec 2025)

	DEP	ARR
Hiraan	40,400	39,640
Lower Shabelle	21,940	3,030
Middle Shabelle	80,990	66,410
Gedo	47,550	57,260
Bay	21,060	13,780
Bari	57,710	74,140
Lower Juba	43,950	52,920
Galgaduud	8,500	8,080
Mudug	85,470	110,430
Bakool	9,650	5,130
Sanaag	81,110	108,890
Middle Juba	11,580	2,280
Banadir	3,170	37,890
Awdal		
Togdheer	8,430	45,040
Sool	98,510	28,370
Nugaal	43,350	10,060
Woq. Galbeed		

BY DISTRICT (Jan - Dec 2025)

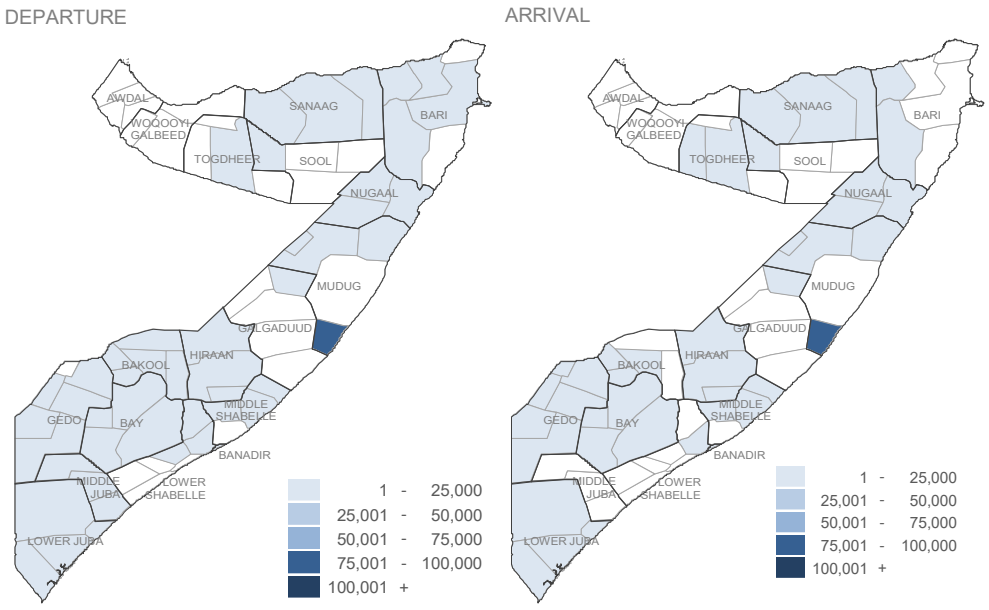

CONFLICT / INSECURITY DISPLACEMENTS

3,000	230,000	290,000
in December	(Jan - Dec 2025)	(Jan - Dec 2024)

Major arrival displacements in December occurred in Kismayo (1,056) and Banadir (1,042) districts.

Jamaame (922) and Wanla Weyn (736) districts had the highest number of departures displacements.

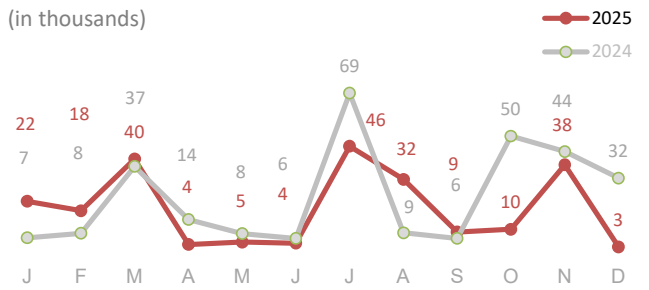

BY REGION (Jan - Dec 2025)

	DEP	ARR
Lower Shabelle	17,820	1,140
Bay	4,020	3,530
Galgaduud	1,240	1,090
Gedo	32,350	34,250
Bakool	4,620	2,790
Lower Juba	31,690	37,190
Sool	1,520	1,520
Sanaag	14,070	10,020
Middle Juba	7,210	2,030
Togdheer	1,890	2,380
Mudug	530	510
Banadir	50	29,060
Middle Shabelle	36,940	24,580
Hiraan	35,870	35,670
Bari	40,620	44,670
Nugaal		20
Awdal		
Woq. Galbeed		

BY DISTRICT (Jan - Dec 2025)

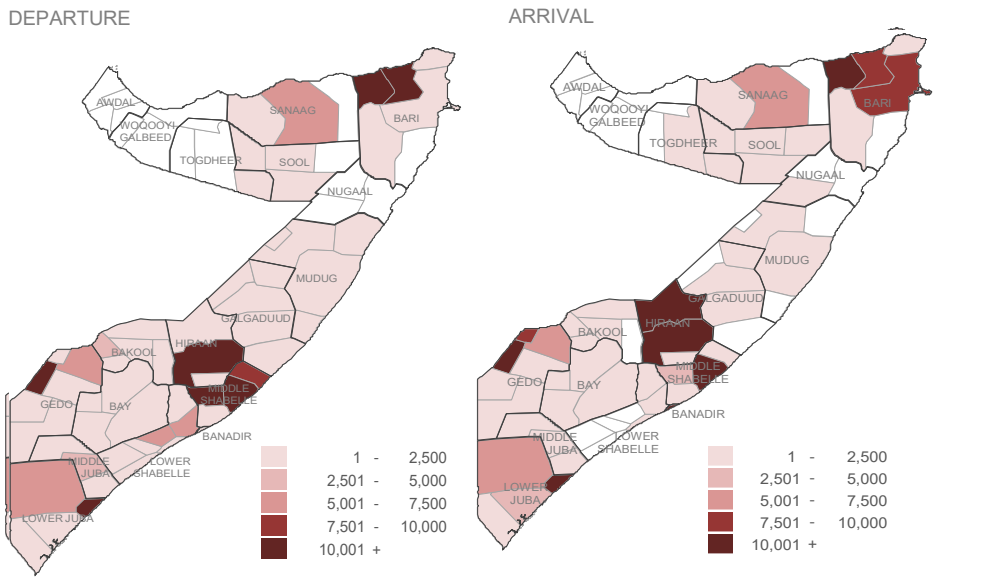

DROUGHT RELATED DISPLACEMENTS

145,000	345,000	8,000
in December	(Jan - Dec 2025)	(Jan - Dec 2024)

Significant arrival displacements in December owing to drought were recorded in Xarardheere (78,000), Buuhoodle (22,000), Laas Caanood (15,000) and Cadaado (6,000) districts.
Major departure displacements were recorded in Xarardheere (78,000) and Xudun (31,000) districts.

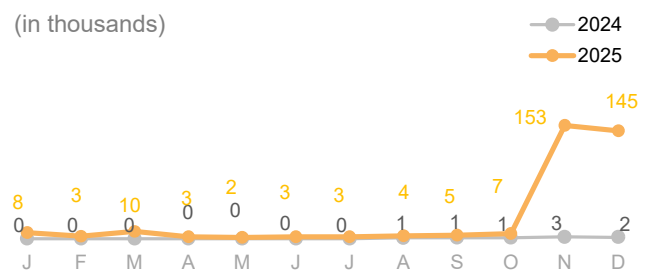

BY REGION (Jan - Dec 2025)

	DEP	ARR
Bay	12,590	8,230
Bari	12,780	22,850
Sanaag	61,650	94,980
Bakool	3,850	2,160
Awdal		
Sool	94,870	24,710
Gedo	7,350	11,170
Lower Shabelle	3,770	1,710
Mudug	80,510	104,910
Togdheer	4,830	40,870
Hiraan	4,170	3,900
Nugaal	35,140	2,390
Lower Juba	10,100	12,710
Woq. Galbeed		
Middle Juba	3,040	250
Banadir	60	5,780
Middle Shabelle	3,000	1,210
Galgaduud	6,980	6,870

BY DISTRICT (Jan - Dec 2025)

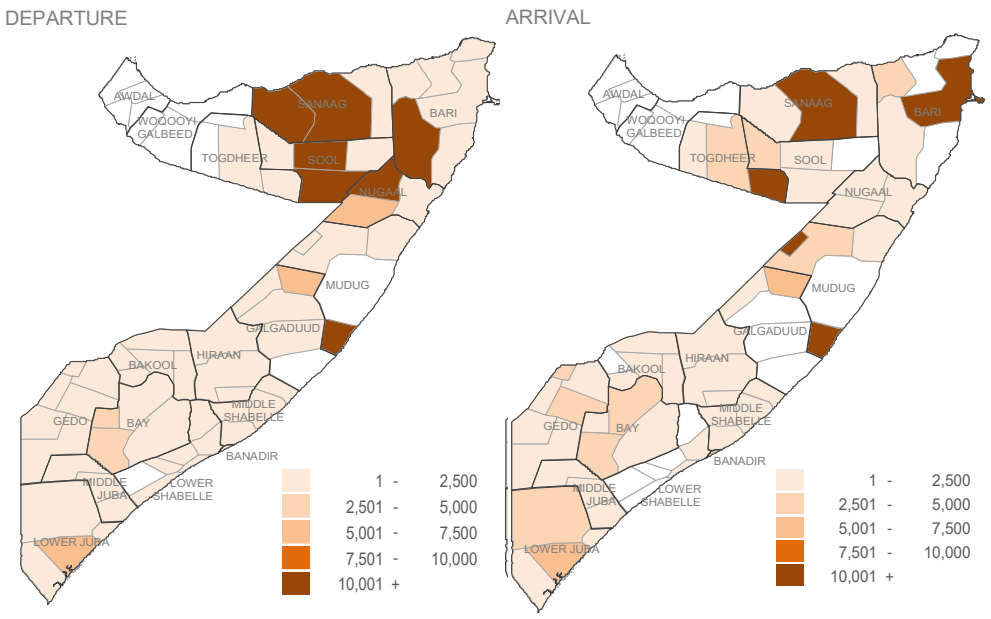

FLOOD DISPLACEMENTS

0	46,000	142,000
in December	(Jan - Dec 2025)	(Jan - Dec 2024)

There were no significant displacements owing to floods that were recorded in the month of November.

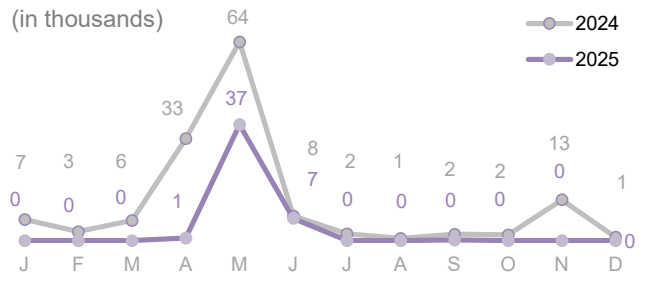

BY REGION (Jan - Dec 2025)

	DEP	ARR
Hiraan	10	
Lower Shabelle	50	
Middle Shabelle	37,710	37,470
Gedo	10	10
Lower Juba	650	720
Bari	440	710
Mudug	170	170
Banadir	2,690	2,970
Middle Juba	60	
Galgaduud		
Bakool		10
Bay	110	100
Awdal		
Sool		
Woq. Galbeed		
Sanaag	270	10
Togdheer		
Nugaal	3,610	3,610

PRIORITY NEED ON ARRIVAL (December in %)

	Food	Water	Shelter	Health	Protection	Livelihood	Humanitarian Aid	Transport	Other
Awdal									
Bakool	86	8	1	5					
Banadir	62			38					
Bari	22	47	30	1					
Bay	64		17	19					
Galgaduud	100								
Gedo	56	7	37						
Hiraan	2		98						
Lower Juba	57	34	6	3					
Lower Shabelle	75	7	18						
Middle Juba									
Middle Shabelle	67	11	22						
Mudug			100						
Nugaal	92	1	7						
Sanaag	82	11	7						
Sool	62		38						
Togdheer	100								
Woq. Galbeed									

AGE & GENDER (2025)

Female	Age	Male
13%	0-4	12%
12%	5-11	13%
9%	12-17	10%
14%	18-59	12%
2%	60+	3%

Women & chidren 85%

Disaggregated data for displaced persons are based on those displacement reports where data has been collected at household level

NEED

Food	Protection
Water	Livelihood
Shelter	Humanitarian Aid
Health	Transport
Other	

About PRMN

The PRMN (Protection & Return Monitoring Network) is a UNHCR-led project which identifies and reports on displacements (including returns) of populations in Somalia. The network also identifies and reports on protection risks and incidents underlying such movements. Only figures collected by PRMN are reported above. Not all displacements in Somalia are captured. This dashboard should be read in conjunction with the Notes on PRMN Methodology (https://data2.unhcr.org/en/documents/details/53888) which outline the approach and certain limitations. The figures shown are for numbers of individuals and are based on interviews with key informants and/or displaced hoseholds at destination (unless otherwise noted). Further information and datasets available on request use contact below.

Partner

NRC NORWEGIAN REFUGEE COUNCIL

UNHCR is grateful for the generous contributions of donors who have directly contributed to the UNHCR Somalia operation in 2025.

United Nations CERF Central Emergency Response Fund

Internal Displacement Solutions Fund

From the People of Japan