UNHCR The UN Refugee Agency | Somalia

REFUGEE RETURNEES

31 December 2025

1,147

Total refugee returnees in Somalia in 2025. 970 Assisted Returnees, and 177 are Spontaneous Returnees.

141,987

Total refugee returnees in Somalia since December 2014. 97,588 Assisted Returnees, and 44,399 Spontaneous Returnees.

Age and gender returnees in 2025

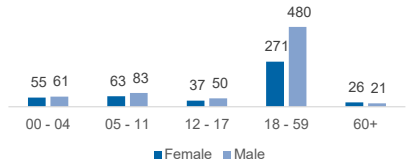

Returnees by Country of Asylum since 2014

Region	Kenya	Yemen	Other
Awdal	-	375	17
Bakool	1	53	2
Banadir	15,879	21,510	1,059
Bari	12	2,671	34
Bay	9,705	1,418	22
Galgaduud	15	142	3
Gedo	2,922	361	45
Hiraan	42	777	22
Lower Juba	54,844	2,195	128
Lower Shabelle	104	2,839	2
Middle Juba	1,539	18	1
Middle Shabelle	798	778	25
Mudug	10	312	18
Nugaal	13	414	23
Other	-	14,991	169
Sanaag	-	122	-
Sool	-	126	3
Togdheer	2	333	13
Woq. Galbeed	18	4,404	658
Grand Total	**85,904**	**53,839**	**2,244**

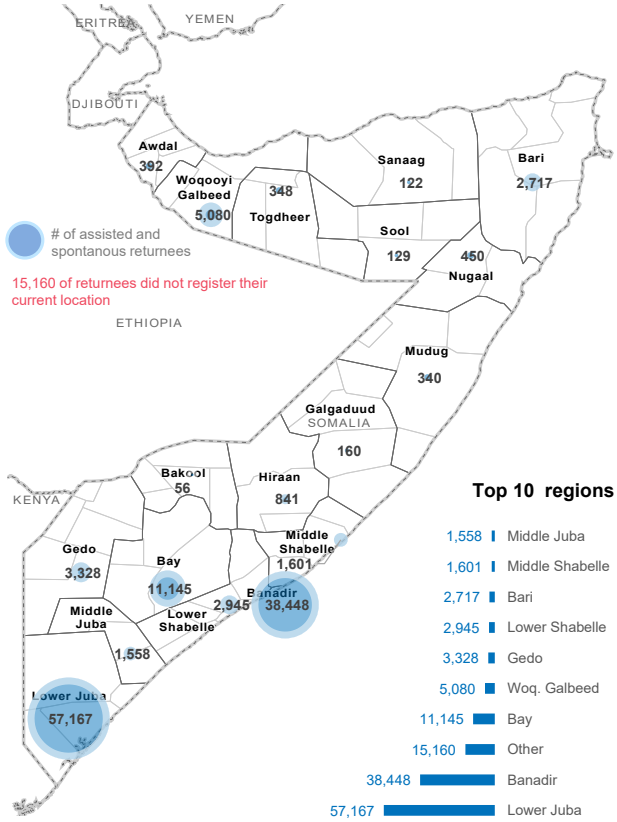

The boundaries and names shown and the designations used on this map do not imply ocial endorsement or acceptance by the United Nations

Yearly return trend

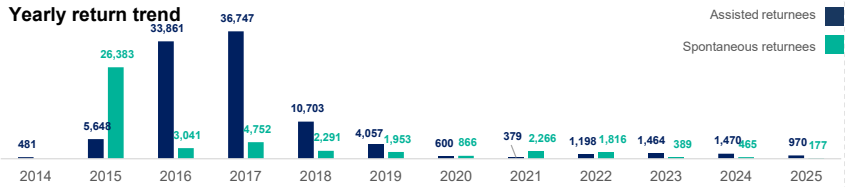

KENYA

85,904

TOP 10 REGIONS

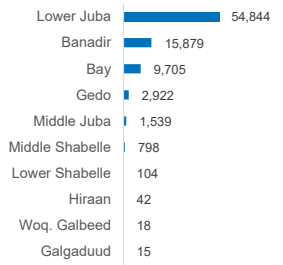

ARRIVAL BY YEAR*

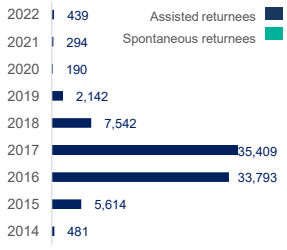

*No returns from Kenya since 2023.

ARRIVAL BY MONTH

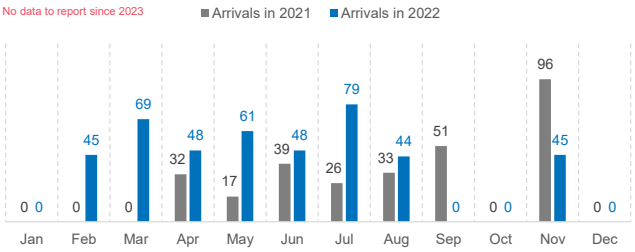

YEMEN

53,839

Total refugee returnees from Yemen since December 2014. 9,512 Assisted Returnees, and 44,327 Spontaneous Returnees.

TOP 10 REGIONS

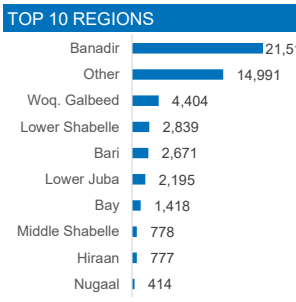

ARRIVAL BY YEAR

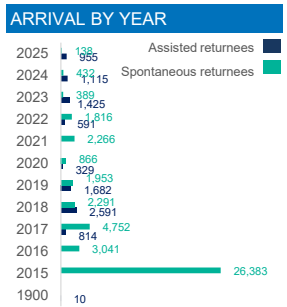

ARRIVAL BY MONTH

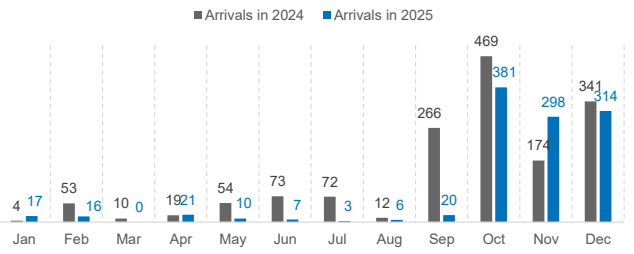

OTHER COUNTRIES

2,244

Other countries mainly returnees from Djibouti (773), Libya (1,104), and others (367)

TOP 10 REGIONS

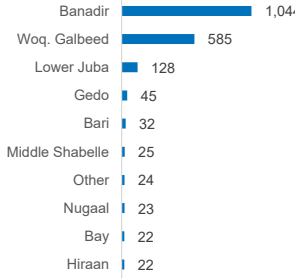

ARRIVAL BY YEAR

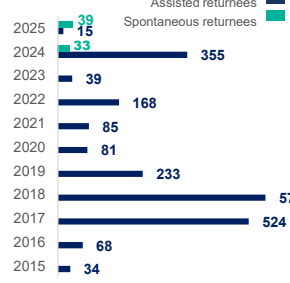

ARRIVAL BY MONTH

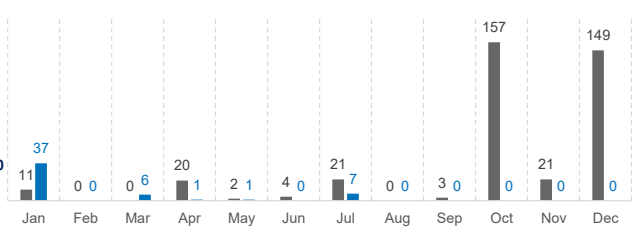

UNHCR is grateful for the generous contributions of donors who have directly contributed to the UNHCR Somalia operation in 2024

Print date: 31 December 2025

Sources: UNHCR

Author: UNHCR Somalia

Contact: sommopmn@unhcr.org