Comprehensive Overview of IDPs and IDP Returns Dashboard

SYRIAN ARAB REPUBLIC

As of 5 th February 2026

Key Figures

- An estimated **5.54** million IDPs remain displaced in Syria. About **76%** living outside IDP sites while **24%** are hosted in **1,535** formal IDP sites.
- Between December 2024 and 5th Feb 2026, **1,034,609** people departed IDP sites. While returns reached **1.5** million between January and August 2025, reflecting high population mobility. According to UNHCR, an estimated total of **1,712,744** IDP returnees were recorded as of 5th Feb 2026.
- Escalated conflict in northeast and northwest Syria displaced an additional **170,000** people from Raqqa, Hassakeh, and Aleppo (OCHA, 31 January 2026).

Estimated IDP Population

5,542,227 Source: OCHA Aug 2025

1,355,532 (24%) Inside IDP Sites

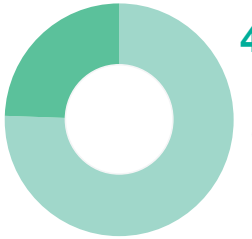

4,186,695 (76%) Outside IDP Sites

Estimated IDP Population in Camps

1,535 Source: CCCM Cluster 2026

Current IDPs sites in Syria

1,162,248 Jan 2026

Estimated number of IDPs inside IDP sites

IDP Returnees

1,712,744 Source: UNHCR Jan 2025- 5 Feb 2026

1,513,449 Source: OCHA Jan - Aug 2025

199,295 Source: UNHCR Sep - Feb 2026

1,034,609 Estimated number of IDPs Departed from Camps

Source: CCCM as of 4th Feb 2026

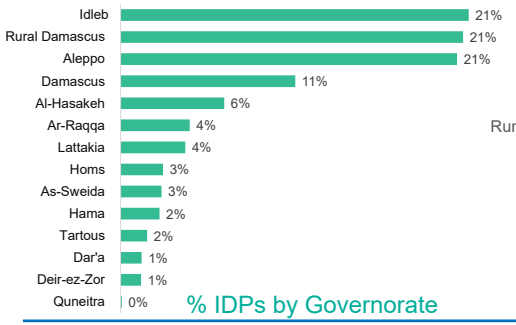

% IDPs by Governorate

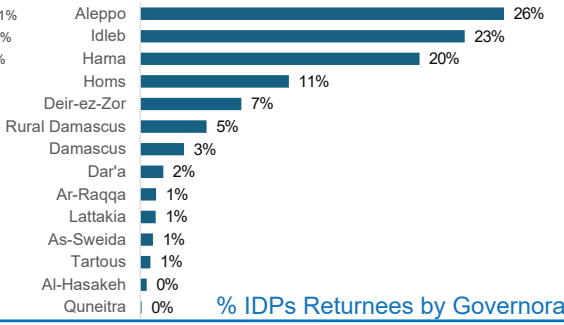

% IDPs Returnees by Governorate

Locations of **1,712,744** IDP returnees by governorate 5th Feb 2026

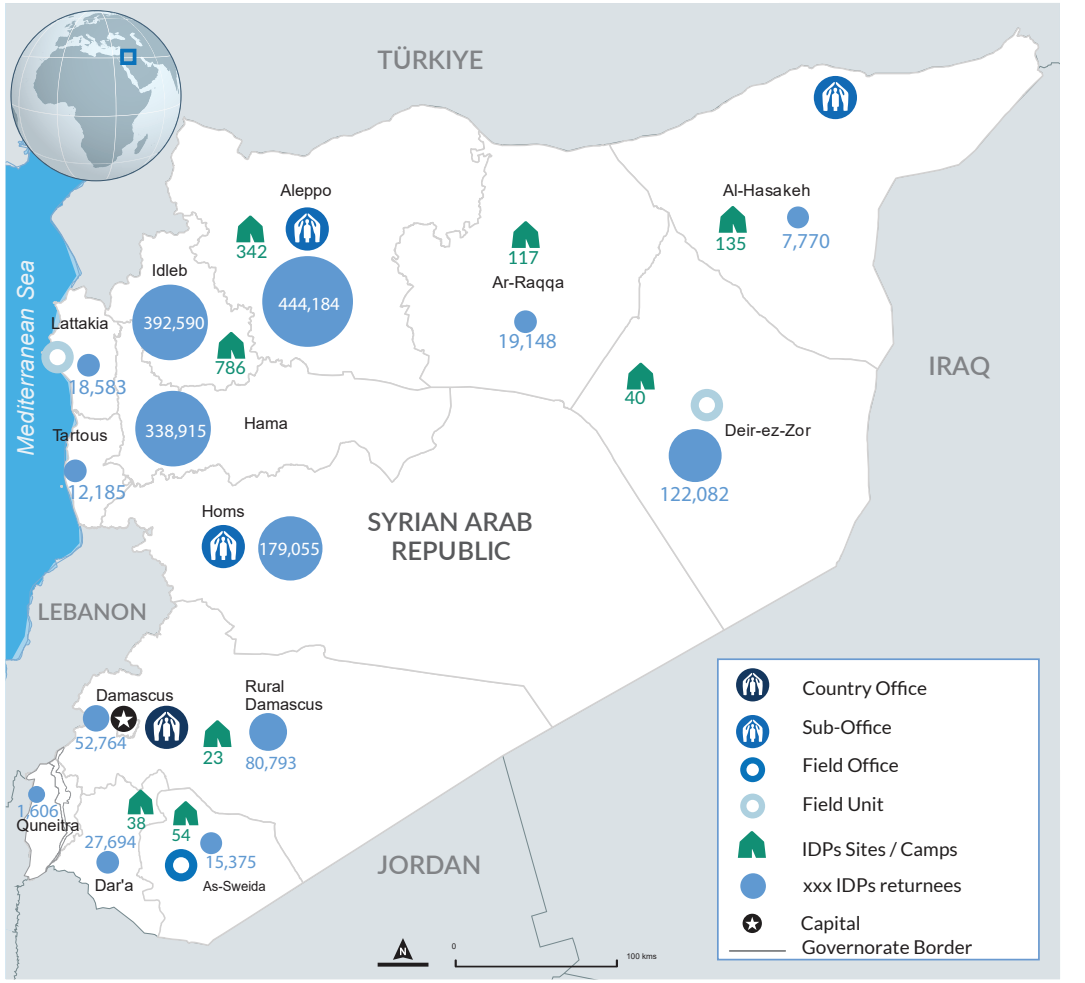

The boundaries and names shown and the designations used on this map do not imply official endorsement or acceptance by the United Nations | UNHCR Comprehensive Overview of Response to Emergencies | imsyr@unhcr.org

Sources: UNHCR border monitoring and population movement reporting tool | *Figures are subject to future adjustment, should not be considered Final.