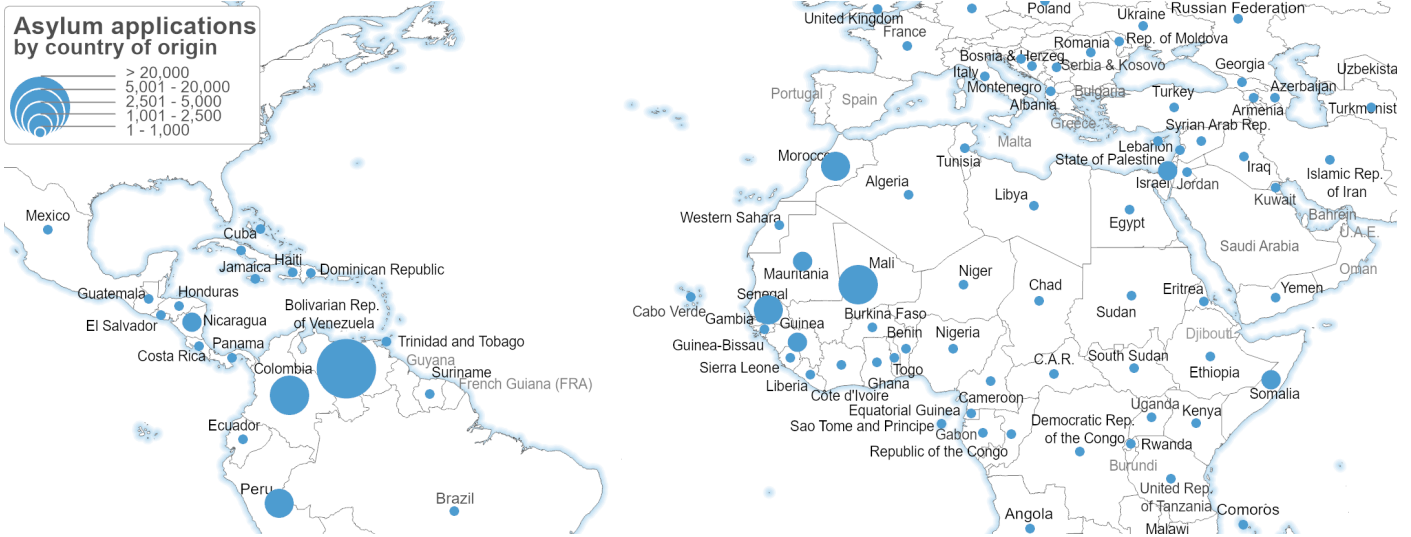


SPAIN ASYLUM APPLICATIONS

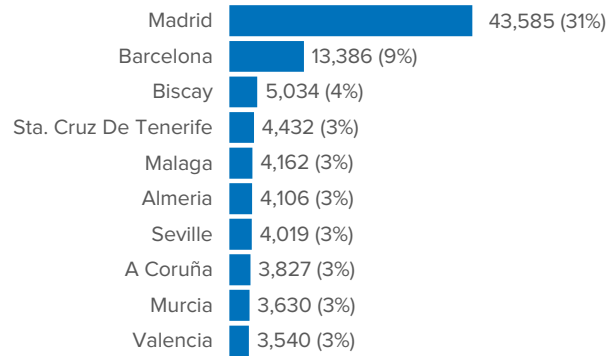
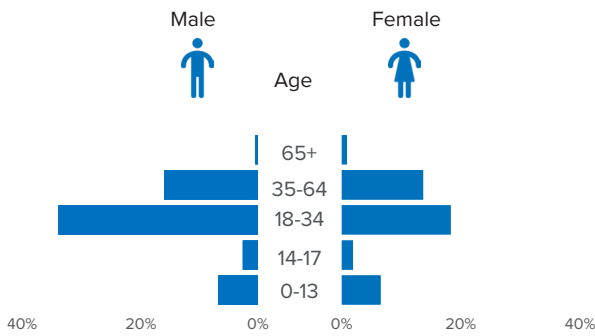
1 Jan - 31 Dec 2025



144,396 New asylum app. until 31 Dec 2025 -14% Dif. 2024 **11%** Recognition rate¹ **47%** Protection rate¹ **248,740** Total Pending app.² -8% Dif. 2024

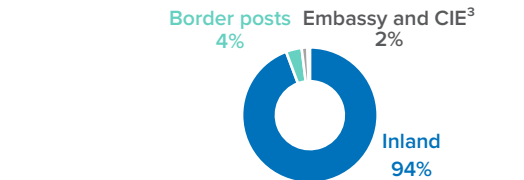
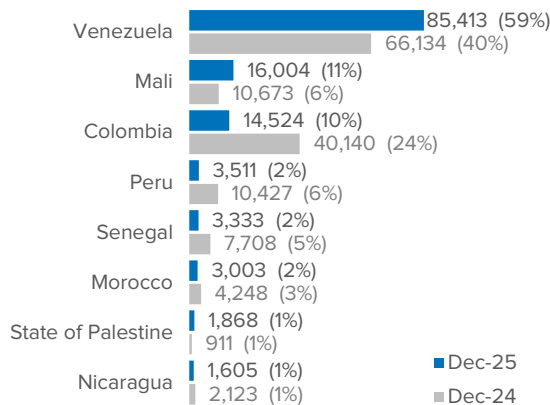
Percentage of asylum applications by gender and age²

Main provinces of asylum applications

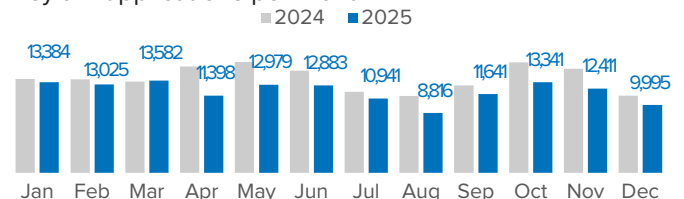


Most common nationalities of asylum applicants

Asylum applications by place of submission



Asylum applications per month



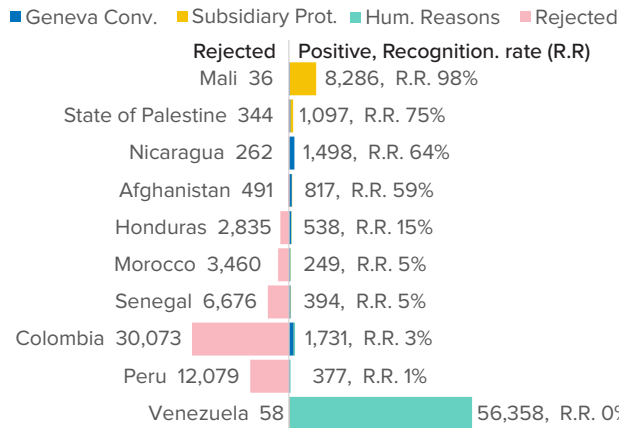
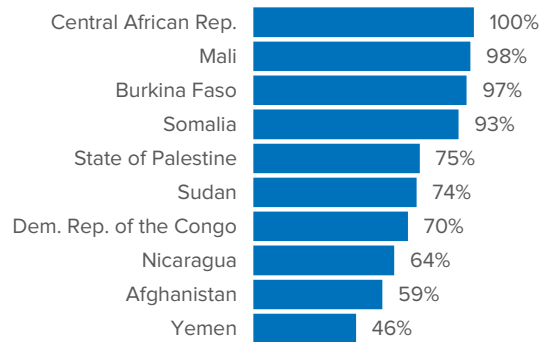
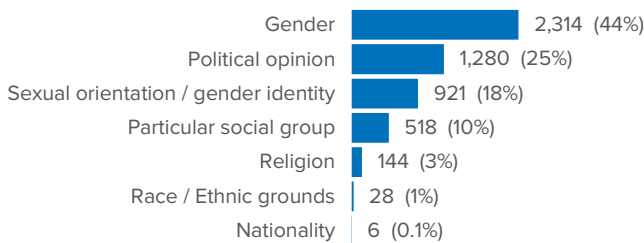
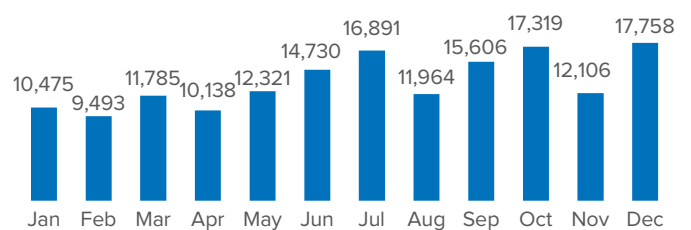
Source: Unless otherwise indicated, provisional figures by the Asylum and Refugee Office, Ministry of Interior, Spain.

¹Recognition rate: Refugee status and subsidiary protection. Protection rate: Refugee status, subsidiary protection, and humanitarian reasons.

²Eurostat as of Dec 2025. ³CIE: Removal detention centre.

Eligibility Commission proposals⁴: 160,586

Most common nationalities:


 Countries with highest recognition rate⁵

 Recognition of Geneva Conv. Status by protection category⁴

 Eligibility Commission proposals per month⁴


SPAIN TEMPORARY PROTECTION

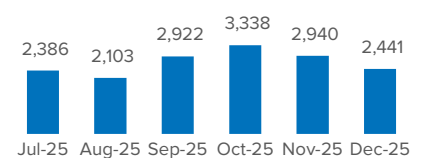
261,840

 Temporary Protection applications
 11 Mar 2022 - 31 Dec 2025


2,441

 Temporary Protection applications
 1 - 31 Dec 2025


Applications (last six months)



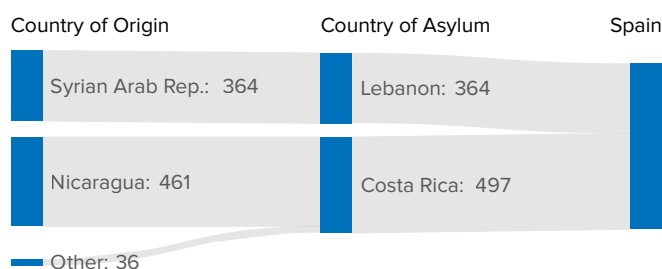
SPAIN RESETTLEMENT 2025⁶

1 Jan - 31 Dec 2025

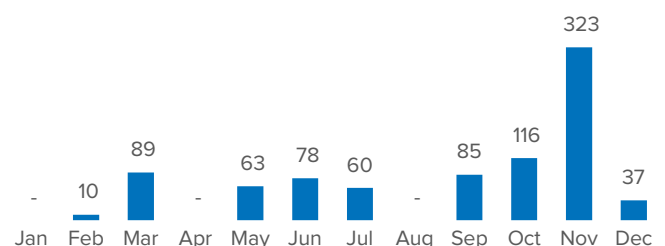
861

 Refugees resettled in Spain⁶


Refugees resettled in Spain by country of origin and country of asylum



Refugees resettled in Spain per month


⁴Proposals by the Interministerial Eligibility Commission recommended to the Minister of Interior. Family extensions not included.

⁵Only shows countries with at least 55 total proposals.

⁶More information on resettlement: [UNHCR Refugee Data Finder](#).